jaga
CLIMATE DESIGNERS

BRIZA

Powerful cooling & heating.
Seamlessly combined.

BRIZA

OVERVIEW 3

INSTALLATION IN A WALL RECESS 12
Technical drawings 18
Briza 12 22
2-pipe 22
4-pipe 24
Briza 22 26
2-pipe 26
4-pipe 28
Briza 26 30
2-pipe 30
4-pipe 32
Accessories 34

WALL-MOUNTED MODEL 36
Technical drawings 42
Briza 10 46
Briza 12 48
2-pipe 48
4-pipe 50
Briza 22 52
2-pipe 52
4-pipe 54

BUILT-IN CEILING 56
Technical drawings 62
Briza 12 66
2-pipe 66
4-pipe 68
Briza 22 70
2-pipe 70
4-pipe 72
Briza 26 74
2-pipe 74
4-pipe 76
Accessories 78

CEILING MOUNTED MODEL 80
Technical drawings 86
Briza 10 90
Briza 12 92
2-pipe 92
4-pipe 94
Briza 22 96
2-pipe 96
4-pipe 98

FREESTANDING 100
Technical drawings 103
Briza 22 104
2-pipe 104
4-pipe 106

HYDRONIC CONNECTION 110
Valve sets 110
Pressure drop 112
Condensate pump 116

ELECTRICAL CONNECTION 121
Power supplies 121
Which Jaga JDPC control do you need? 122
Jaga JDPC Controls 124
Thermostats 125
Sample wire diagrams electrical installation 126
Briza 10 127
Briza 12 131
Briza 22 / 26 134

TECHNICAL INFORMATION 138
General information 138
Correction factors 140
Minimum wire cross-section 141
Minimise water flow sounds 142
Dew point air 142
Sound in buildings 143

Briza 10 146
Parts 146
Tangential fans 147
Heat exchanger 148
Pressure drop 149
Product description 150

Briza 12 154
Parts 154
Tangential fans 156
Heat exchanger 157
Pressure drop 158
Product description 162

Briza 22 166
Parts 166
Standard heat exchanger 168
Pressure drop 169
Second heat exchanger, G1/2” F 170
Pressure drop 171
Centrifugal fan 172
Fan performance curve 173
Electric heating element 179
Accessories 180
Product description 184

Briza 26 190
Parts 190
Standard heat exchanger 192
Pressure drop 193
Second heat exchanger, G1/2” F 194
Pressure drop 195
Centrifugal fan 196
Fan performance curve 197
Electric heating element 200
Accessories 201
Product description 206

BRIZA - POWERFUL COOLING & HEATING

A comfortable indoor climate today is about more than heating alone. Modern buildings demand efficient cooling to prevent overheating, energy-efficient heating, quiet operation and seamless integration into any interior.

Briza is the powerful range of fan convectors that combines all these qualities in one water-based indoor climate solution.

LOW-TEMPERATURE TECHNOLOGY

ENERGY-EFFICIENT HEATING AND COOLING IN ONE SYSTEM.

Jaga heat exchangers deliver high performance at low water temperatures, with their hydrophilic coating further optimising that performance.

Briza pairs that static heat exchanger with integrated, quiet fans that actively support it.

These energy-efficient EC motors enhance airflow across the heat exchanger, effortlessly heating or cooling a large air volume at low noise levels.

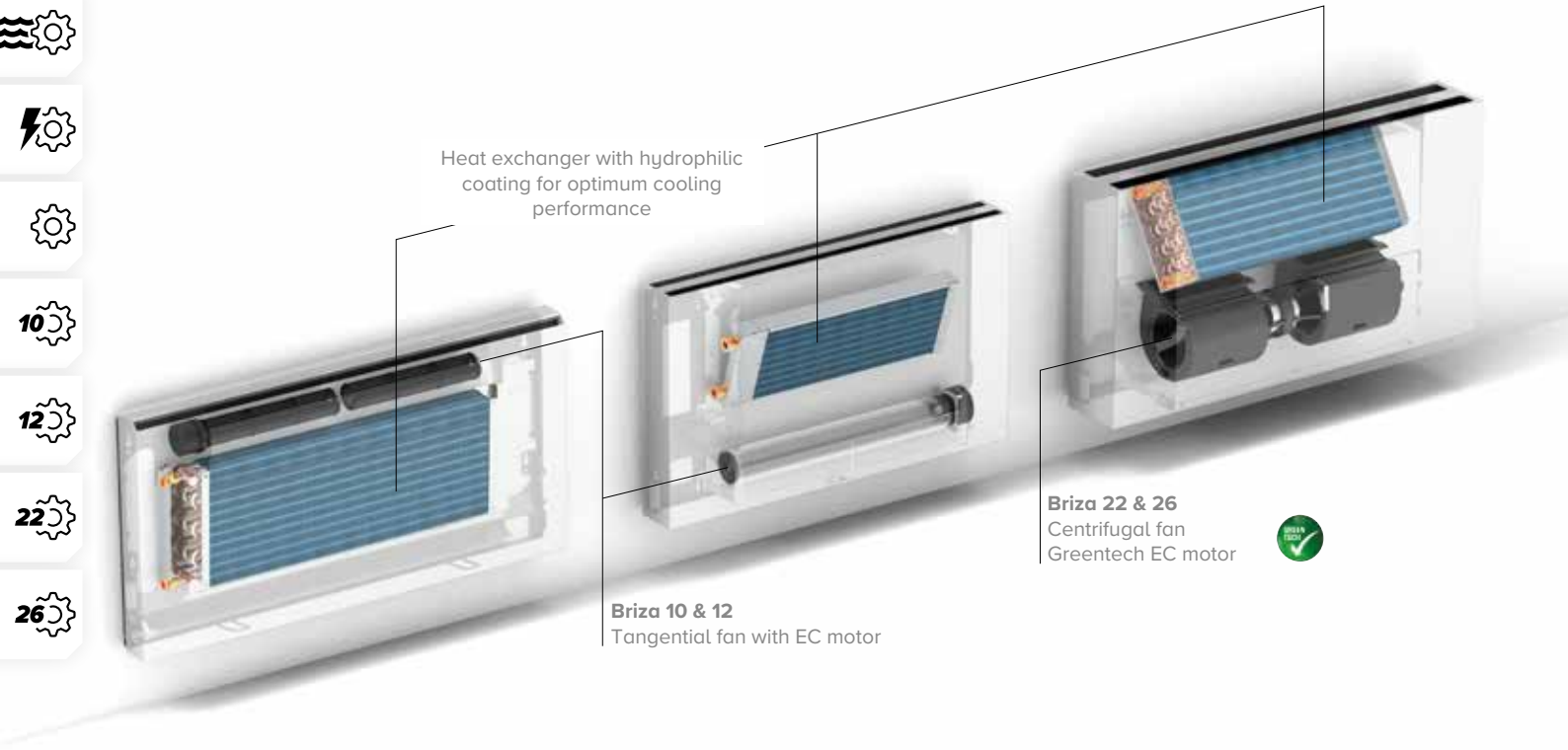

A PERFECT PARTNER FOR MODERN ENERGY SYSTEMS

Briza delivers high outputs at low water temperatures and works particularly efficiently with heat pumps and other low-temperature systems.

This allows the Briza range to unlock the full potential of your heat pump, all year round: rapid heating in winter and powerful cooling in summer.

No heat pump yet? No problem, because Briza is also a smart long-term choice. The system is ideal for phased renovation: start with fan convectors alongside your existing installation, then switch to a heat pump later.

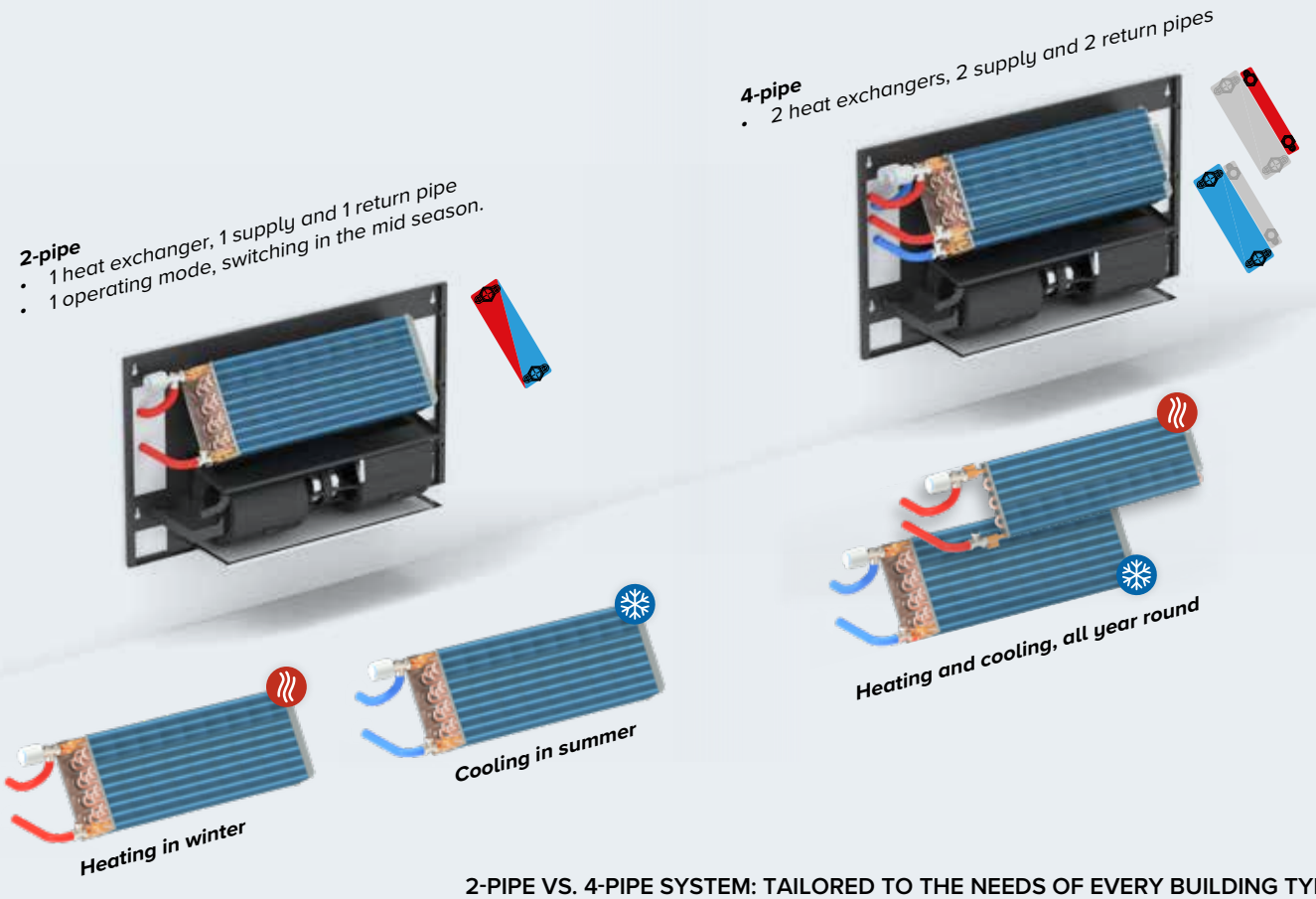

2-PIPE VS. 4-PIPE SYSTEM: TAILORED TO THE NEEDS OF EVERY BUILDING TYPE

The choice of piping system largely determines how flexibly a building can respond to its comfort needs. A two-pipe system (with one supply and one return pipe) can heat in winter and cool in summer. Ideal for buildings with consistent usage patterns.

A four-pipe system takes it a step further, with separate circuits for hot and cold water, allowing both technologies to be available simultaneously and enabling individual control of each space or zone. This significantly increases flexibility, especially in buildings where needs vary greatly or change quickly.

HEATING & COOLING VIA AIR DUCTS

Briza 22 and Briza 26 are also available in HP versions. These units with high-efficiency motors deliver high output, which is efficiently distributed throughout the building via air ducts.



BRIZA - DESIGNS MATCHING ANY INTERIOR STYLE

Briza seamlessly combines technology with design. Within the range, you not only choose the right capacity, but also the look that matches your interior. With four design lines and various installation options, the range offers maximum architectural freedom.

Coreline forms the trusted foundation of the range: sleek, timeless and versatile.

Baseline brings minimalist elegance with strong lines.

Woodline introduces a warm, natural look with a refined wood finish.

Waveline opts for a flowing design that gives technology an architectural quality.

AWARD-WINNING DESIGN

Briza meets the needs of an ever-evolving HVAC market, with a strong focus on performance, flexibility and design. This intelligent combination has been recognised with numerous national and international awards.

NET ZERO DESIGN EDITION

reddot winner 2025
best of the best

RED DOT AWARD 2025
WINNER
Product Design

DESIGN AWARD 2025 DESIGN AWARD 2026

IF DESIGN AWARD
2025 & 2026 WINNER
Building Technology

GERMAN DESIGN AWARD WINNER 2025 GERMAN DESIGN AWARD WINNER 2026

GERMAN DESIGN AWARD
2025 & 2026 WINNER
Excellent Product Design Energy

EUROPEAN PRODUCT DESIGN AWARD 2025 TOP DESIGN EUROPEAN PRODUCT DESIGN AWARD 2025 WINNER

EUROPEAN PRODUCT DESIGN AWARD
2025 TOP DESIGN + 2025 WINNER

IDA DESIGN AWARDS GOLD WINNER 2024

IDA AWARD
GOLD WINNER
Eco / Green Design

ICONIC AWARDS 2025 WINNER PRODUCT

ICONIC AWARDS
WINNER "PRODUCT" 2025

DNA PARIS DESIGN AWARDS 2025 WINNER

DNA PARIS DESIGN AWARD
BADGE WINNER 2025

LICC

LICC AWARD
WINNER
Use Product

Henry van de Velde 25 Awards

HENRY VAN DE VELDE AWARD
BRONZE WINNER
Environment

BRIZA

USABILITY IN EVERY ROOM, ALL YEAR ROUND

The Briza family is a flexible product range of fan convectors for small and large rooms, wall or ceiling solutions, with casing or invisibly integrated. What makes the versatility of this product range stand out is the possibility of both heating and cooling.

OVERVIEW BUILT-IN

	Briza 10	Briza 12
Thickness *(cm)*	/	11.7
INSTALLATION IN A WALL RECESS		
AVAILABLE LENGTHS *(cm)*	/	52 - 72 - 102 - 122
AVAILABLE HEIGHTS *(cm)*	/	38 - 52
BUILT-IN CEILING		
AVAILABLE LENGTHS *(cm)*	/	52 - 72 - 102 - 122
AVAILABLE HEIGHTS *(cm)*	/	38 - 52
COATING HEAT EXCHANGER	/	HYDROPHILIC
Water content *(l)*	/	0,3 - 0,5 - 0,9 - 1,1
Sound pressure level *(dB(A))*	/	<20 - 47
KV value of the heat exchanger	/	2,2 - 2 - 1,7 - 1,6
FAN	/	TANGENTIAL
ELECTRICAL CONNECTION	/	24 VDC
POWER RANGE 2-PIPE (maximum control voltage)		
Cooling total (7/12/27) *(Watts - maximum control voltage)*	/	553 - 2702
Non-condensing cooling (16/18/27) *(Watts - maximum control voltage)*	/	235 - 1149
Heating (45/40/20) *(Watts - maximum control voltage)*	/	826 - 4026
POWER RANGE 4-PIPE (maximum control voltage)		
Cooling total (7/12/27) *(Watts - maximum control voltage)*	/	442 - 2026
Non-condensing cooling (16/18/27) *(Watts - maximum control voltage)*	/	118 - 862
Heating (45/40/20) *(Watts - maximum control voltage)*	/	660 - 1695
AIRFLOW		

Briza 22	Briza 26
23.15 / 27.15	26.0
55 - 75 - 95 - 125 - 155 - 190 55	125 - 155 - 190 56
55 - 75 - 95 - 125 - 155 - 190 55	125 - 155 - 190 56
HYDROPHILIC 1,2 - 1,8 - 2,2 - 3,1 - 4,1 - 4,1 <20 - 55 3 - 2,8 - 2,7 - 2,1 - 2,1 - 2 CENTRIFUGAL 230 VAC	HYDROPHILIC 4,7 - 6,1 - 7,5 19,5 - 46,5 ± 3,5 CENTRIFUGAL 230 VAC
2991 - 12790	9301 - 14335
1185 - 4540	3253 - 5003
3055 - 12634	8811 - 13161
2991 - 12790	9301 - 14335
1185 - 4540	3253 - 5003
1098 - 5814	3186 - 5814

BRIZA

OVERVIEW WITH CASING

	Briza 10	Briza 12
Thickness *(cm)*	11.0	14.0
WALL		
	Coreline, **Baseline**, **Woodline**, **Waveline** ✓ ✓ ✓	**Coreline**, **Baseline**, **Woodline**, Waveline ✓ ✓ ✓
AVAILABLE LENGTHS *(cm)*	75 - 110 - 155 - 190	75 - 95 - 125 - 145
AVAILABLE HEIGHTS *(cm)*	56	41/42 - 55/56
CEILING		
	Coreline, **Baseline**, Woodline, Waveline ✓	**Coreline**, **Baseline**, Woodline, Waveline ✓ ✓
AVAILABLE LENGTHS *(cm)*	90 - 125 - 170 - 205	75 - 95 - 125 - 145
AVAILABLE HEIGHTS *(cm)*	58	42 - 56
COATING HEAT EXCHANGER	HYDROPHILIC	HYDROPHILIC
Water content *(l)*	0,4 - 0,7 - 1,1 - 1,5	0,3 - 0,5 - 0,9 - 1,1
Sound pressure level *(dB(A))*	<20 - 49	<20 - 47
KV value of the heat exchanger	1,5 - 1,2 - 1,1 - 1	2,2 - 2 - 1,7 - 1,6
FAN	TANGENTIAL	TANGENTIAL
ELECTRICAL CONNECTION	24 VDC	24 VDC
POWER RANGE 2-PIPE (maximum control voltage)		
Cooling total (7/12/27) *(Watts - maximum control voltage)*	884 - 3659	503 - 2575
Non-condensing cooling (16/18/27) *(Watts - maximum control voltage)*	376 - 1556	214 - 1095
Heating (45/40/20) *(Watts - maximum control voltage)*	868 - 3593	751 - 3834
POWER RANGE 4-PIPE (maximum control voltage)		
Cooling total (7/12/27) *(Watts - maximum control voltage)*	/	442 - 2026
Non-condensing cooling (16/18/27) *(Watts - maximum control voltage)*	/	188 - 862
Heating (45/40/20) *(Watts - maximum control voltage)*	/	660 - 1695
AIRFLOW		

Briza 22	Briza 26
23.15 / 27.15	
Coreline ✓	Coreline
Baseline ✓	Baseline
Woodline	Woodline
Waveline	Waveline
90 - 110 - 130 - 160 - 190 - 225	/
63	/
Coreline ✓	Coreline
Baseline	Baseline
Woodline	Woodline
Waveline	Waveline
90 - 110 - 130 - 160 - 190 - 225	/
63	/
HYDROPHILIC	/
1,2 - 1,8 - 2,2 - 3,1 - 4,1 - 4,1	/
20 - 55	/
3 - 2,8 - 2,7 - 2,1 - 2,1 - 2	/
CENTRIFUGAL	/
230 VAC	/
2645 - 11446	/
1044 - 4031	/
2679 - 11184	/
2645 - 11446	/
1044 - 4031	/
1021 - 5387	/

jaga

CLIMATE
DESIGNERS

INSTALLATION IN A WALL RECESS

BRIZA INSTALLATION IN A WALL RECESS

We aim to bring our fan convectors to market as installation-ready as possible. Where previously only a water supply connection was needed, today there is also a power supply, electronic control and thermostat connection required. For your installation convenience, we have developed a Plug & Play range. The same high-quality performance, but with all connections pre-assembled. Order with confidence for effortless installation!

DIFFERENT TEMPERATURE SETTINGS

PLUG & PLAY **Complete unit with temperature regulation, valve set and power supply**

JAGA JDPC SMART BMS JRT



Room temperature control via a Jaga WiFi thermostat mounted in the room (surface-mounted or recessed thermostat)

ORDERING EXAMPLE Briza Baseline 12
Height 380 mm, Length 520 mm, Colour white (133)

BZBW 038 052 12 2 L **D21 TW**
D21 TB
D21 2W

HYDRONIC CONNECTION (left)
pre-assembled valves, connection Eurocone 3/4”

TEMPERATURE REGULATION
Room temperature control via a Jaga WiFi thermostat mounted in the room (surface-mounted or recessed thermostat)

ELECTRICAL CONNECTION
Clamp connector for electrical connection 24 VDC on the right, via 230 VAC power supply to be connected



BRIZA INSTALLATION IN A WALL RECESS

CONFIGURABLE UNIT	Configure your unit to suit your installation and requirements, the system is delivered unassembled.		
	BRIZA 12	**BRIZA 22**	**BRIZA 26**
1. Select your unit based on dimensions and heat output	ex. **BZBW 038 052 12 2 L DDD**	ex. **BABW 055 055 22 XX 2 LR G2 DDD**	ex. **BBBW 056 125 26 XX 2 LR G2 DDD**
2. Choose the desired control system	No Jaga JDPC control system, Jaga JDPC BMS: D03 (2 P) / D04 (4P) Jaga JDPC On / Off: D07 (2P) / D08 (4P)	No Jaga JDPC control system, Jaga JDPC BMS: D03 (2 P) / D04 (4P) Jaga JDPC On / Off: D07 (2P) / D08 (4P)	No Jaga JDPC control system, Jaga JDPC BMS: D03 (2 P) / D04 (4P) Jaga JDPC On / Off: D07 (2P) / D08 (4P)
3. Choose the desired power supply	power supply or DIN rail power supply based on electrical power consumption	(24 V power supply included with the selected Jaga JDPC control)	(24 V power supply included with the selected Jaga JDPC control)
4. Choose the desired valve set(s)	set 295 (with thermo-electric motor) or set 290 (with 2 lockshields)	set 301 and 98 (with thermo-electric motor or set 302 and 99 (with 2 lockshields)	set 301 and 98 (with thermo-electric motor or set 302 and 99 (with 2 lockshields)

BRIZA 12 INSTALLATION IN A WALL RECESS

DIMENSIONS *(in mm)*

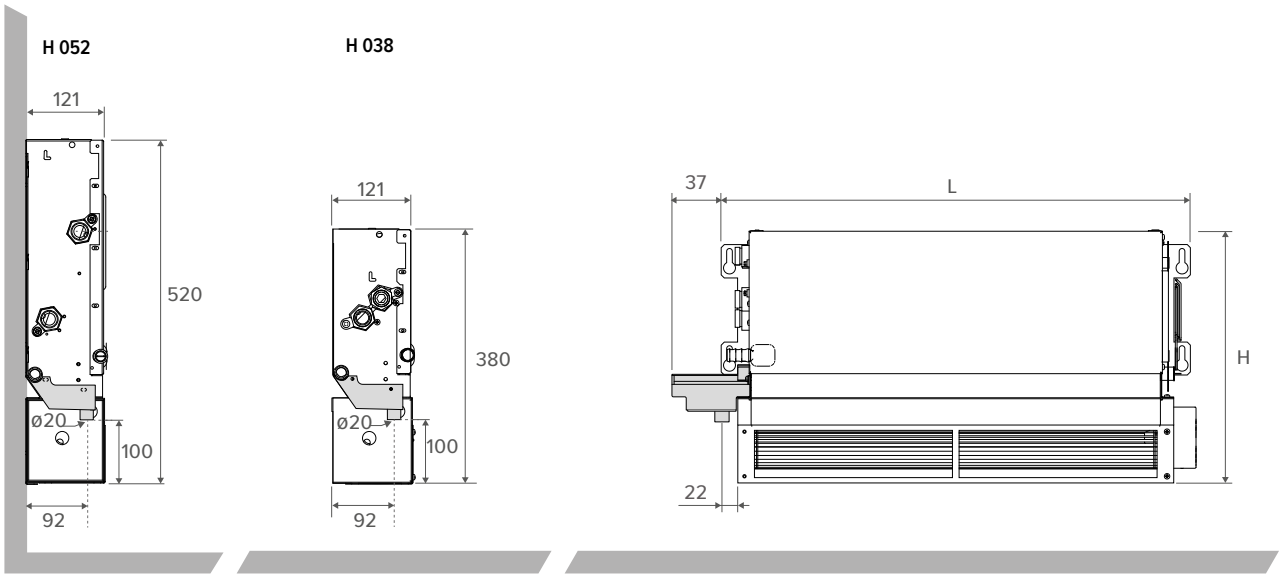

FREE SPACE

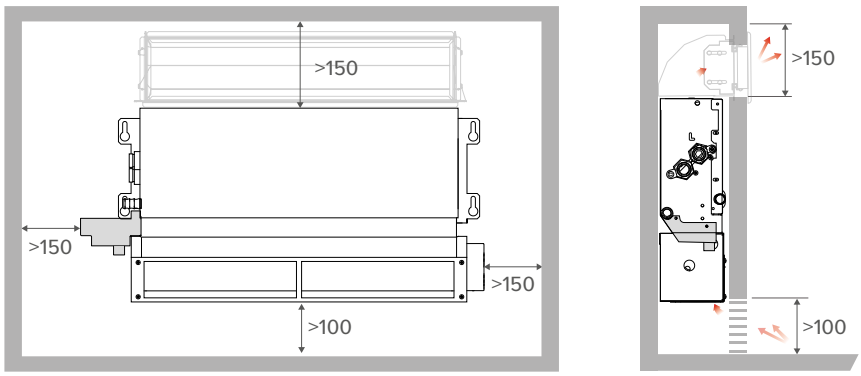

HYDRONIC CONNECTION

Height 038 *2-pipe*

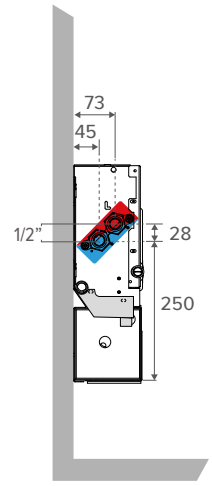

Height 038 *4-pipe*

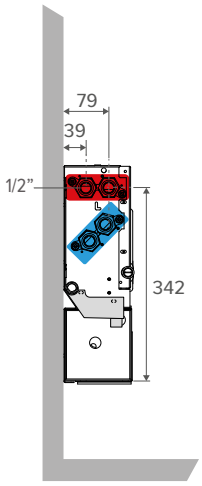

Height 052 *2-pipe*

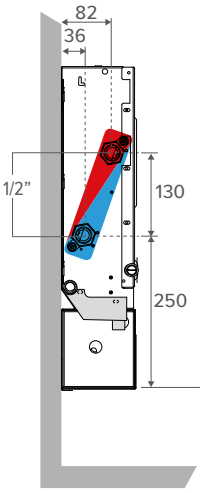

Height 052 *4-pipe*

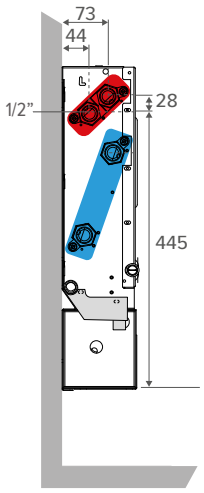

BRIZA 22 INSTALLATION IN A WALL RECESS

DIMENSIONS *(in mm)*

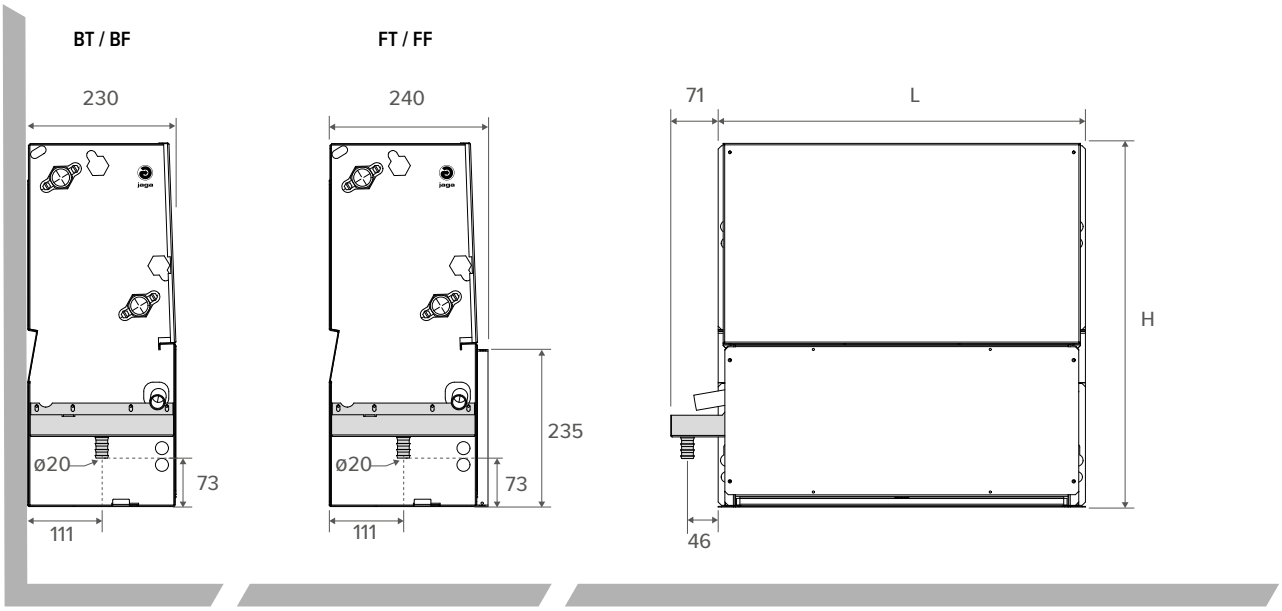

FREE SPACE

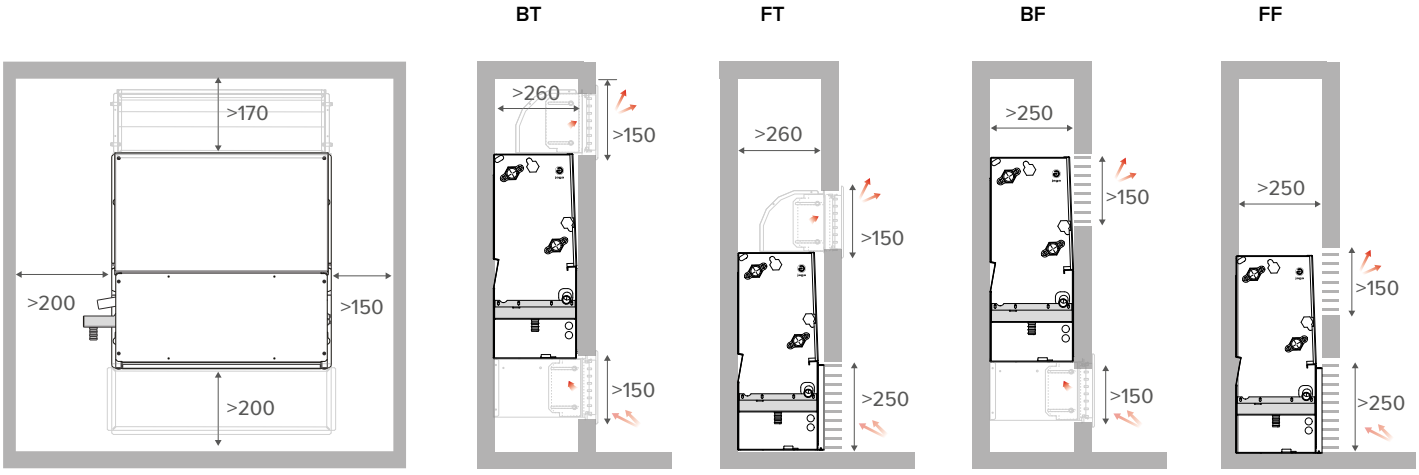

HYDRONIC CONNECTION

2-pipe

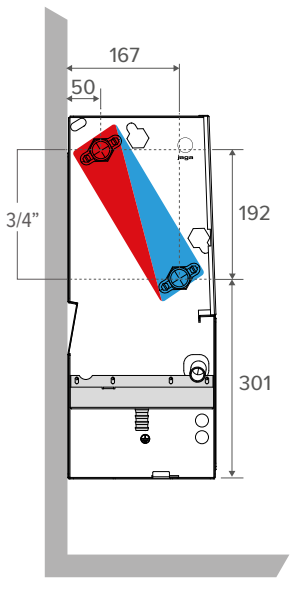

4-pipe

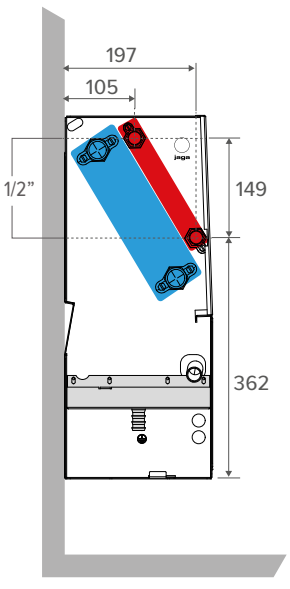

BRIZA 26 INSTALLATION IN A WALL RECESS

DIMENSIONS *(in mm)*

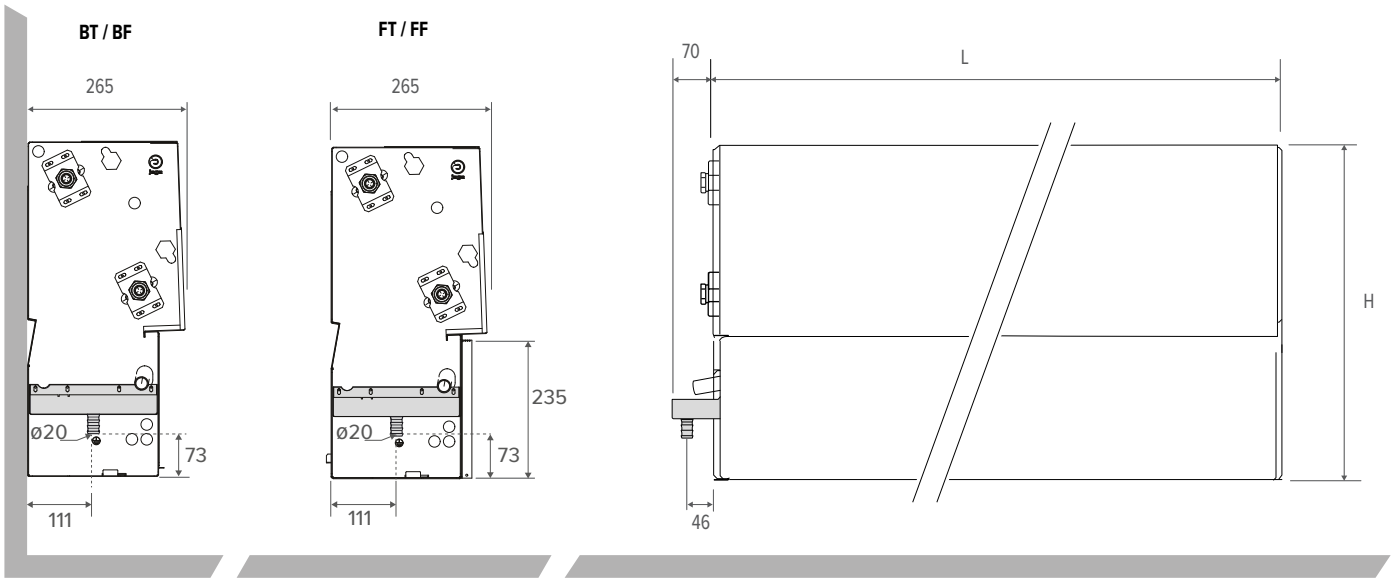

FREE SPACE

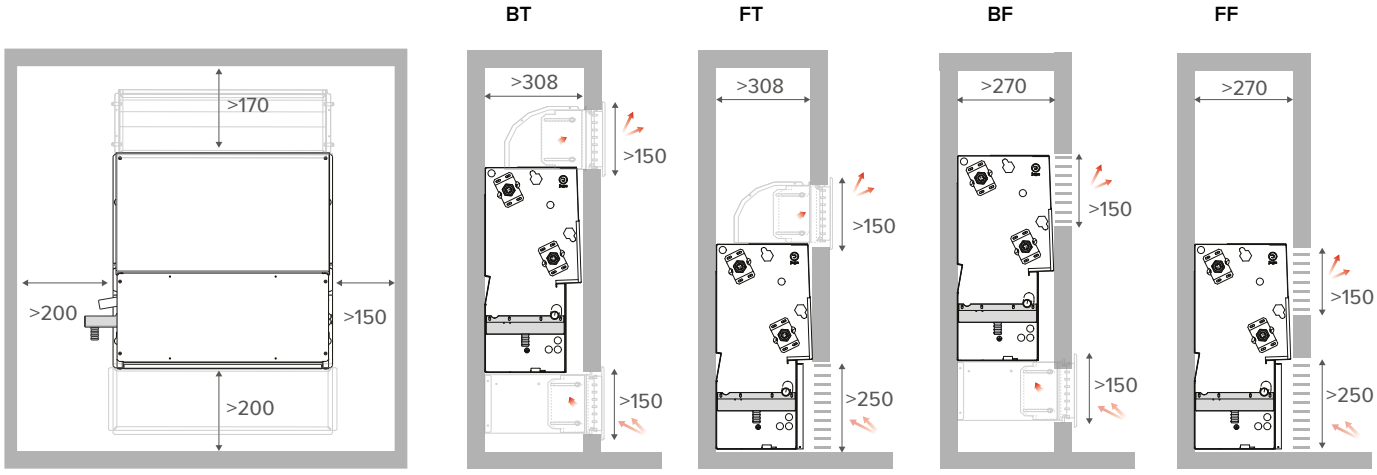

HYDRONIC CONNECTION

2-pipe

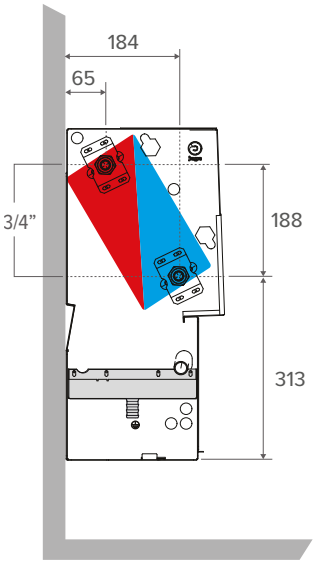

4-pipe

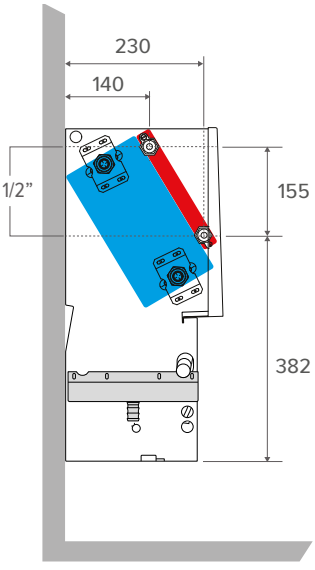

BRIZA INSTALLATION IN A WALL RECESS 12 2-PIPE

STANDARD DELIVERY
- condensation trap with drain connection
- aluminium-copper heat exchanger with hydrophilic coating
- sturdy casing manufactured from electro-galvanised steel
- tangential EC fan(s)
- stainless steel air filter

PLUG & PLAY
- integrated 230V power supply
- pre-assembled connection set
- temperature control according to selected Plug & Play version

CONNECTION

Standard
- hydronic connections on the left, G 1/2" connection
- clamp connection for electrical wiring, standard on right side, connects via external 24VDC power supply

Optional

Hydronic right, electric left:
Connection code **R** instead of **L**. No surcharge.

ORDER CODE

BZBW 038 052 12 2 L DDD

- *No Jaga JDPC control system: (leave blank)*
- *Jaga JDPC BMS: D03*
- *Jaga JDPC On / Off: D07*
- *Jaga JDPC SMART BMS 100 TW: D21 TW*
- *Jaga JDPC SMART BMS 100 TB: D21 TB*
- *Jaga JDPC SMART BMS 200 W: D21 2W*

Length

Height

AVAILABLE AS AN OPTION
- factory-fitted Jaga JDPC controller unit: Jaga JDPC BMS (D03) or Jaga JDPC On / Off (D07)
- valve set: set 295 (with thermo-electric motor) or set 290 (with 2 lockshields)
- stainless steel flexible connections (in pairs)
- power supply: waterproof power supply or DIN-rail power supply
- thermostat (0-10V) outside the unit

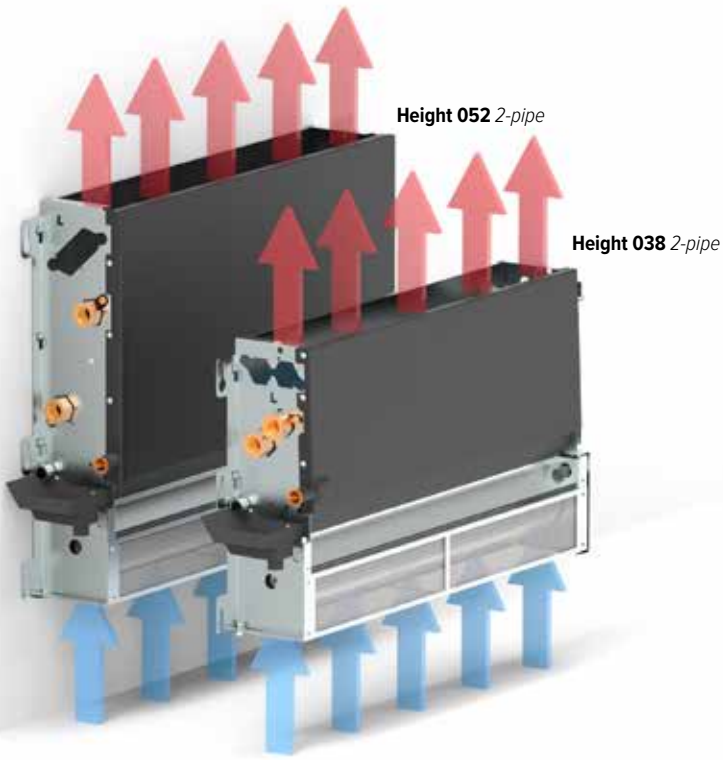

CONTROL

STANDARD CONTROL SYSTEM: NO JAGA JDPC CONTROL

The fan can be directly controlled via an external 0-10V control signal (thermostat or BMS/domotica). In this case, there is no water temperature sensor, so the fan can start independently of the heat exchanger water temperature.

Optional factory-fitted Jaga JDPC control

A fan convector can optionally be fitted with a JDPC (Jaga Dynamic Product Controller). This controller features an integrated water temperature sensor on the heat exchanger, serving as enablement protection for the fan. The fan only starts when the water temperature suits the requested operating mode. This prevents cold air in heating mode and warm air in cooling mode.

CODE	POSITION	VALVE SET (PRE-MOUNTEND)	POWER SUPPLY (PRE-MOUNTEND)	CONTROL	EXTERNAL 0-10 V CONTROL	WATER TEMPERATURE SENSOR	AIR TEMPERATURE SENSOR
Jaga JDPC BMS - 2-pipe (D03)		-	-	-	✓	1	-
Jaga JDPC On / Off - 2-pipe (D07)		-	-	-	-	1	-
Jaga JDPC Smart BMS - 2-pipe (D21)		✓	✓	Room thermostat	-	1	-

BRIZA INSTALLATION IN A WALL RECESS 12 2-PIPE

HEIGHT	LENGTH	TYPE	CONTROL VOLTAGE	AIR FLOW	COOLING TOTAL (condensing) Room temperature 27°C	SENSIBLE COOLING (condensing) Room temperature 27°C	COOLING (non-condensing) Room temperature 27°C	HEATING Room temperature 20°C				SOUND PRESSURE LEVEL	POWER CONSUMPTION	WEIGHT	WATER CONTENT	ORDER CODE
H	L	T	U		7/12	7/12	16/18	35/30	45/40	50/45	55/45					
mm	mm		V	m^3/h	Watts	Watts	Watts	Watts	Watts	Watts	Watts	dB(A)	Watts	kg	L	
BZBW 380	520	12	2	70	279	197	113	247	450	550	596	19.0	1.6	7.0	0.166	BZBW 038 052 12 2 L DDD
			4	111	347	248	142	285	517	633	686	25.2	2.6			
			6	155	415	301	172	324	589	721	781	32.5	4.3			
			8	196	484	355	203	379	688	842	912	39.0	7.2			
			10	235	553	410	235	454	826	1010	1095	44.0	13.0			
	720	12	2	119	488	345	198	401	728	891	966	21.5	2.5	9.0	0.270	BZBW 038 072 12 2 L DDD
			4	189	570	408	234	490	891	1090	1182	27.5	4.3			
			6	245	668	484	277	519	944	1155	1252	34.9	7.2			
			8	315	782	573	329	609	1106	1354	1467	40.7	11.5			
			10	380	911	676	387	748	1358	1662	1802	45.0	18.0			
	1020	12	2	160	804	569	326	644	1171	1433	1553	23.1	2.6	13.0	0.433	BZBW 038 102 12 2 L DDD
			4	243	899	644	369	790	1435	1756	1903	30.0	4.8			
			6	328	1039	753	432	844	1533	1876	2033	38.0	8.0			
			8	419	1221	895	513	989	1797	2199	2383	44.0	14.0			
			10	492	1445	1072	615	1188	2158	2641	2862	48.5	24.0			
	1220	12	2	190	967	684	392	810	1472	1801	1952	26.0	2.8	14.0	0.539	BZBW 038 122 12 2 L DDD
			4	295	1029	737	423	996	1809	2214	2399	31.4	5.5			
			6	410	1267	918	526	1063	1932	2365	2563	38.4	10.3			
			8	512	1560	1143	656	1242	2258	2763	2995	44.2	18.5			
			10	560	1795	1331	763	1480	2690	3292	3568	48.0	28.8			
BZBW 520	520	12	2	89	461	326	187	371	674	825	894	21.0	2.0	8.0	0.332	BZBW 052 052 12 2 L DDD
			4	130	541	387	222	433	787	963	1044	27.0	3.2			
			6	169	641	464	266	522	948	1161	1258	33.9	5.5			
			8	212	754	553	317	594	1079	1321	1432	39.7	9.6			
			10	250	820	608	349	672	1222	1495	1620	44.0	16.8			
	720	12	2	127	787	557	319	610	1108	1356	1470	21.8	2.2	10.0	0.540	BZBW 052 072 12 2 L DDD
			4	193	919	658	377	725	1318	1613	1748	27.2	3.6			
			6	262	1069	775	444	866	1573	1926	2087	34.6	5.7			
			8	320	1221	895	513	992	1803	2207	2392	40.8	9.6			
			10	365	1357	1006	577	1113	2023	2476	2683	45.0	15.6			
	1020	12	2	168	1252	886	508	964	1751	2143	2323	24.0	2.8	14.0	0.866	BZBW 052 102 12 2 L DDD
			4	259	1450	1038	595	1151	2091	2560	2774	30.3	5.4			
			6	353	1703	1234	708	1373	2495	3054	3309	37.7	10.0			
			8	437	1959	1436	823	1581	2874	3517	3811	43.7	18.0			
			10	513	2163	1605	920	1775	3225	3947	4277	48.0	28.8			
	1220	12	2	200	1545	1093	627	1151	2092	2560	2774	26.2	2.8	15.0	1.078	BZBW 052 122 12 2 L DDD
			4	297	1817	1300	746	1434	2605	3188	3455	32.0	5.5			
			6	396	2142	1552	890	1713	3113	3810	4130	39.0	10.0			
			8	500	2431	1782	1022	1978	3594	4399	4768	44.5	18.0			
			10	583	2702	2004	1149	2216	4026	4928	5340	48.5	28.8			

Output measured in accordance with EN 16430
Noise measurement according to ISO 3741:2010, at a 2-m distance from the unit and with an assumed room attenuation of 8 dB(A)/room volume 100 m^3 / reverberation time 0.5 sec.

Calculation for other temperatures: jaga.com/selection-tools
Discover the Jaga BIM platform: jaga.thorbiq.io/BEnl/selector/

BRIZA INSTALLATION IN A WALL RECESS 12 4-PIPE

STANDARD DELIVERY
- condensation trap with drain connection
- aluminium-copper heat exchanger with hydrophilic coating
- sturdy casing manufactured from electro-galvanised steel
- tangential EC fan(s)
- stainless steel air filter

PLUG & PLAY
- integrated 230V power supply
- pre-mounted connection sets
- temperature control according to selected Plug & Play version

CONNECTION

Standard
- hydronic connections on the left
  large heat exchanger: G 1/2" connection
  small heat exchanger: G 1/2" connection
- clamp connection for electrical wiring, standard on right side, connects via external 24VDC power supply

Optional

Hydronic right, electric left:
Connection code **R** instead of **L**. No surcharge.

ORDER CODE

BZBW 038 052 12 4 L DDD

- *No Jaga JDPC control system: (leave blank)*
- *Jaga JDPC BMS: D04*
- *Jaga JDPC On / Off: D08*
- *Jaga JDPC SMART BMS 100 TW: D22 TW*
- *Jaga JDPC SMART BMS 100 TB: D22 TB*
- *Jaga JDPC SMART BMS 200 W: D22 2W*

Length

Height

AVAILABLE AS AN OPTION
- factory-fitted Jaga JDPC controller unit:
  Jaga JDPC BMS (D04) or Jaga JDPC On / Off (D08)
- 2 x valve set: set 295 (with thermo-electric motor) or
  set 290 (with 2 lockshields)
- 2 x stainless steel flexible connections (in pairs)
- power supply: waterproof power supply or DIN-rail power supply
- thermostat (0-10V) outside the unit

Height 052 *4-pipe*

Height 038 *4-pipe*

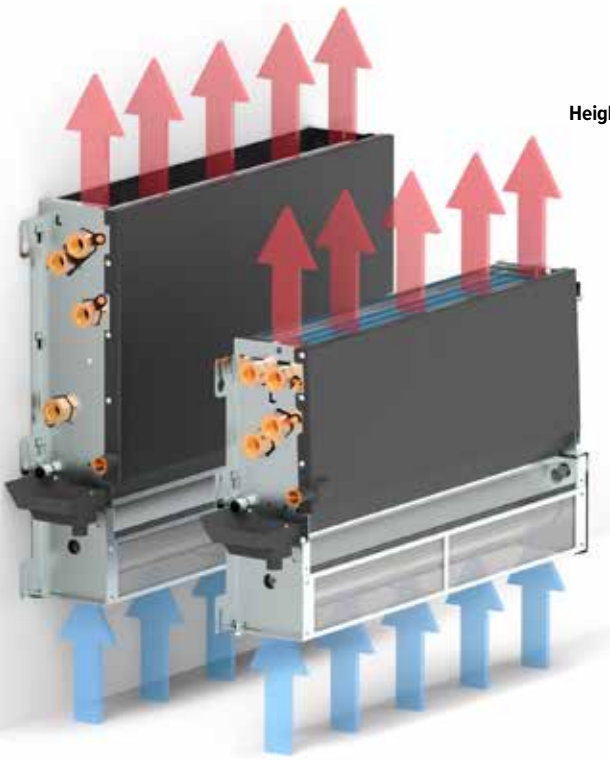

CONTROL

STANDARD CONTROL SYSTEM: NO JAGA JDPC CONTROL

The fan can be directly controlled via an external 0-10V control signal (thermostat or BMS/domotica). In this case, there is no water temperature sensor, so the fan can start independently of the heat exchanger water temperature.

Optional factory-fitted Jaga JDPC control

A fan convector can optionally be fitted with a JDPC (Jaga Dynamic Product Controller). This controller features an integrated water temperature sensor on the heat exchanger, serving as enablement protection for the fan. The fan only starts when the water temperature suits the requested operating mode. This prevents cold air in heating mode and warm air in cooling mode.

CODE	POSITION	VALVE SET (PRE-MOUNTEND)	POWER SUPPLY (PRE-MOUNTEND)	CONTROL	EXTERNAL 0-10 V CONTROL	WATER TEMPERATURE SENSOR	AIR TEMPERATURE SENSOR
Jaga JDPC BMS - 2-pipe (D04)		-	-	-	✓	2	-
Jaga JDPC On / Off - 2-pipe (D08)		-	-	-	-	2	-
Jaga JDPC Smart BMS - 2-pipe (D22)		✓	✓	Room thermostat	-	2	-

BRIZA INSTALLATION IN A WALL RECESS 12 4-PIPE

HEIGHT	LENGTH	TYPE	CONTROL VOLTAGE	AIR FLOW	COOLING TOTAL (condensing) Room temperature 27°C	SENSIBLE COOLING (condensing) Room temperature 27°C	COOLING (non-condensing) Room temperature 27°C	HEATING Room temperature 20°C				SOUND PRESSURE LEVEL	POWER CONSUMPTION	WEIGHT	WATER CONTENT	ORDER CODE
H	L	T	U		7/12	7/12	16/18	35/30	45/40	50/45	55/45					
mm	mm		V	m^3/h	Watts	Watts	Watts	Watts	Watts	Watts	Watts	dB(A)	Watts	kg	L	
BZBW 380	**520**	**12**	**2**	32	247	174	100	198	359	440	477	19.0	1.8	9.0	0.332	BZBW 038 052 12 4 L DDD
			4	67	291	208	119	227	413	505	548	25.2	3.0			
			6	95	338	245	140	261	473	579	628	32.5	4.8			
			8	128	388	285	163	304	552	676	732	39.0	8.0			
			10	157	442	328	188	363	660	808	876	44.0	13.7			
	720	**12**	**2**	57	406	287	165	332	604	739	801	21.5	2.0	11.4	0.540	BZBW 038 072 12 4 L DDD
			4	101	468	335	192	370	673	824	893	27.5	3.4			
			6	158	535	388	222	416	756	925	1003	34.9	5.7			
			8	213	619	454	260	486	883	1081	1172	40.7	8.4			
			10	252	728	540	310	598	1087	1330	1441	45.0	14.4			
	1020	**12**	**2**	80	471	666	270	520	945	1157	1254	23.1	2.3	15.7	0.866	BZBW 038 102 12 4 L DDD
			4	164	531	742	305	593	1077	1318	1428	30.0	4.1			
			6	242	607	838	348	676	1228	1503	1629	38.0	7.4			
			8	305	712	971	408	788	1433	1753	1900	44.0	12.6			
			10	400	857	1156	492	950	1726	2113	2290	48.5	20.9			
	1220	**12**	**2**	98	818	578	332	645	1172	1434	1554	26.0	2.5	17.0	1.078	BZBW 038 122 12 4 L DDD
			4	174	927	663	380	742	1348	1650	1788	31.4	4.5			
			6	249	1054	763	438	849	1543	1888	2046	38.4	9.0			
			8	318	1218	893	512	989	1797	2200	2384	44.2	17.0			
			10	420	1438	1067	612	1185	2152	2634	2855	48.0	28.8			
BZBW 520	**520**	**12**	**2**	30	353	250	143	158	288	352	382	21.0	1.6	10.5	0.498	BZBW 052 052 12 4 L DDD
			4	74	413	295	169	179	326	399	433	27.0	2.2			
			6	118	489	354	203	205	373	457	495	33.9	3.6			
			8	151	552	405	232	240	436	533	578	39.7	6.3			
			10	188	615	457	262	286	520	637	690	44.0	10.3			
	720	**12**	**2**	79	575	407	233	260	472	578	626	21.8	2.1	12.7	0.810	BZBW 052 072 12 4 L DDD
			4	135	684	490	281	291	529	647	702	27.2	3.4			
			6	185	805	583	334	325	591	723	784	34.6	5.9			
			8	251	921	675	387	384	697	853	925	40.8	10.0			
			10	282	1018	755	433	471	856	1047	1135	45.0	15.6			
	1020	**12**	**2**	123	941	666	382	408	742	908	984	24.0	2.3	17.0	1.299	BZBW 052 102 12 4 L DDD
			4	201	1094	783	449	468	850	1040	1128	30.3	4.2			
			6	286	1287	932	535	532	967	1183	1282	37.7	7.5			
			8	360	1462	1072	615	619	1125	1377	1493	43.7	12.8			
			10	423	1623	1204	690	748	1359	1664	1803	48.0	22.3			
	1220	**12**	**2**	139	1147	811	465	495	900	1102	1194	26.2	2.7	18.4	1.617	BZBW 052 122 12 4 L DDD
			4	251	1367	979	561	585	1062	1300	1409	32.0	5.2			
			6	334	1604	1162	666	668	1214	1486	1610	39.0	9.1			
			8	432	1832	1343	770	780	1417	1735	1880	44.5	16.0			
			10	508	2026	1502	862	933	1695	2074	2248	48.5	27.3			

Output measured in accordance with EN 16430
Noise measurement according to ISO 3741:2010, at a 2-m distance from the unit and with an assumed room attenuation of 8 dB(A)/room volume 100 m^3 / reverberation time 0.5 sec.

Calculation for other temperatures: jaga.com/selection-tools
Discover the Jaga BIM platform: jaga.thorbiq.io/BEnl/selector/

BRIZA INSTALLATION IN A WALL RECESS 22 2-PIPE

SOON AVAILABLE
Plug & Play Smart BMS

STANDARD DELIVERY

- sturdy casing manufactured from electro-galvanised steel
- replaceable polypropylene dust filter (class G2)
- centrifugal fan(s) with twin inlet
- aluminium-copper heat exchanger with hydrophilic coating
- condensation trap with drain connection

PLUG & PLAY

- integrated 230V power supply
- pre-assembled connection set
- temperature control according to selected Plug & Play version

CONNECTION

Standard

- hydronic connections on the left, G 3/4" connection
- clamp connector for electric connection 230 VAC, to connect via an external power supply, on the right hand side.

Optional

Hydronic right, electric left. Connection code **RL** instead of **LR**
No surcharge.

ORDER CODE

BABW 055 055 22 XX 2 LR G2 DDD

- DDD: *No Jaga JDPC control system: (leave blank); Jaga JDPC BMS: D03; Jaga JDPC On / Off: D07; Jaga JDPC SMART BMS 100 TW: D21 TW; Jaga JDPC SMART BMS 100 TB: D21 TB; Jaga JDPC SMART BMS 200 W: D21 2W*
- XX: *Model: BT, FT, BF, FF*
- 055: *Length*

AVAILABLE AS AN OPTION

- factory-fitted Jaga JDPC controller unit:
  Jaga JDPC BMS (D03) or Jaga JDPC On / Off (D07)
- valve set: set 301 (with thermo-electric motor) or set 302 (with 2 lockshields)
- stainless steel flexible connections (in pairs)
- thermostat (0-10V) outside the unit

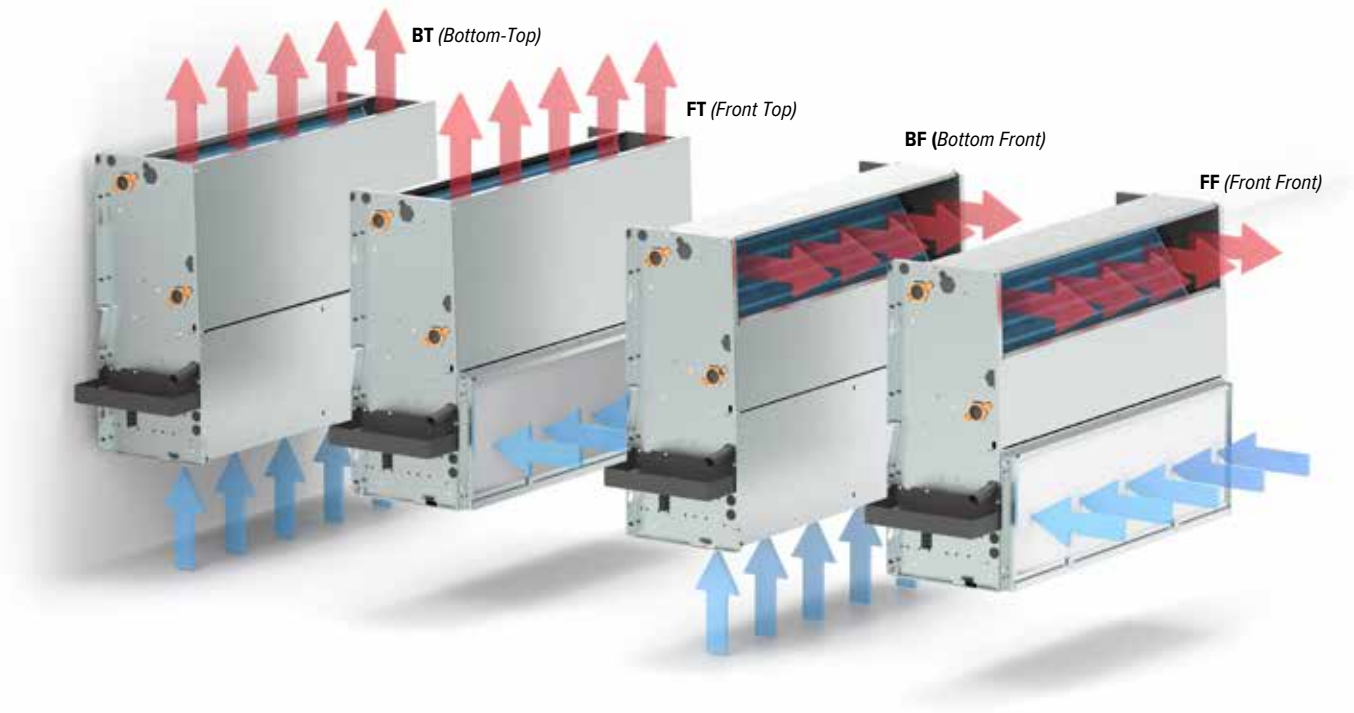

CONTROL

STANDARD CONTROL SYSTEM: NO JAGA JDPC CONTROL

The fan can be directly controlled via an external 0-10V control signal (thermostat or BMS/domotica). In this case, there is no water temperature sensor, so the fan can start independently of the heat exchanger water temperature.

Optional factory-fitted Jaga JDPC control

A fan convector can optionally be fitted with a JDPC (Jaga Dynamic Product Controller). This controller features an integrated water temperature sensor on the heat exchanger, serving as enablement protection for the fan. The fan only starts when the water temperature suits the requested operating mode. This prevents cold air in heating mode and warm air in cooling mode.

CODE	POSITION	VALVE SET (PRE-MOUNTEND)	POWER SUPPLY (PRE-MOUNTEND)	CONTROL	EXTERNAL 0-10 V CONTROL	WATER TEMPERATURE SENSOR	AIR TEMPERATURE SENSOR
Jaga JDPC BMS - 2-pipe (D03)		-	-	-	✓	1	-
Jaga JDPC On / Off - 2-pipe (D07)		-	-	-	-	1	-
Jaga JDPC Smart BMS - 2-pipe (D21)		✓	✓	Room thermostat	-	1	-

BRIZA INSTALLATION IN A WALL RECESS 22 2-PIPE

HEIGHT	LENGTH	TYPE	MAX. MEASURED CURRENT	CONTROL VOLTAGE	AIR FLOW	COOLING TOTAL (condensing) Room temperature 27°C	SENSIBLE COOLING (condensing) Room temperature 27°C	COOLING (non-condensing) Room temperature 27°C	HEATING Room temperature 20°C				SOUND PRESSURE LEVEL	POWER CONSUMPTION	WEIGHT	WATER CONTENT	ORDER CODE
H	L	T	I	U		7/12	7/12	16/18	35/30	45/40	50/45	55/45					
mm	mm		A	V	m^3/h	Watts	Watts	Watts	Watts	Watts	Watts	Watts	dB(A)	Watts	kg	l	
BABW 550	550	22	0.06	2	134	997	719	390	532	978	1202	1305	25.5	3.7	17.0	1.2	BABW 055 055 22 XX 2 LR G2 DDD
			0.09	4	254	1725	1243	674	943	1735	2133	2315	35.0	8.7			
			0.16	6	355	2215	1596	866	1231	2265	2784	3022	42.5	17.2			
			0.26	8	450	2715	1957	1061	1503	2765	3399	3690	46.5	31.1			
			0.36	10	500	3033	2186	1185	1660	3055	3755	4076	51.0	41.1			
	750	22	0.05	2	178	1445	1041	508	766	1375	1676	1814	20.5	3.8	21.5	1.8	BABW 055 075 22 XX 2 LR G2 DDD
			0.09	4	327	2475	1784	870	1350	2424	2955	3197	29.5	8.8			
			0.17	6	456	3258	2348	1146	1787	3209	3912	4233	39.0	17.7			
			0.29	8	579	3901	2811	1372	2139	3841	4683	5067	45.0	31.9			
			0.41	10	681	4358	3141	1533	2384	4280	5218	5646	49.0	46.4			
	950	22	0.05	2	247	1882	1356	747	960	1776	2188	2377	22.0	3.9	27.0	2.2	BABW 055 095 22 XX 2 LR G2 DDD
			0.10	4	413	3189	2298	1266	1650	3054	3761	4086	29.5	9.9			
			0.19	6	565	4221	3042	1675	2200	4072	5015	5448	37.0	20.6			
			0.33	8	707	5040	3632	2000	2642	4889	6021	6541	42.5	35.9			
			0.44	10	809	5543	3995	2200	2918	5399	6649	7223	46.5	51.2			
	1250	22	0.12	2	334	2172	1565	787	1340	2426	2965	3211	28.0	7.2	35.5	3.1	BABW 055 125 22 XX 2 LR G2 DDD
			0.19	4	614	3771	2718	1367	2304	4170	5097	5520	36.0	17.5			
			0.31	6	840	4999	3603	1812	2997	5424	6630	7181	43.0	35.7			
			0.48	8	1072	6209	4475	2251	3634	6577	8038	8706	49.0	62.8			
			0.64	10	1226	6985	5034	2533	4016	7267	8882	9621	52.5	88.5			
	1550	22	0.08	2	392	2420	1744	851	1373	2466	3006	3252	25.0	7.2	44.0	4.1	BABW 055 155 22 XX 2 LR G2 DDD
			0.15	4	706	4358	3140	1533	2445	4390	5351	5790	34.0	17.8			
			0.31	6	990	6048	4359	2127	3374	6059	7386	7992	41.0	37.1			
			0.55	8	1252	7562	5450	2660	4202	7547	9199	9954	47.0	65.8			
			0.73	10	1436	8596	6195	3023	4765	8558	10432	11287	51.0	95.0			
	1900	22	0.15	2	549	4085	2943	1450	2217	3985	4859	5228	31.5	11.1	56.0	4.5	BABW 055 190 22 XX 2 LR G2 DDD
			0.26	4	972	7003	5047	2486	3812	6851	8354	9040	39.0	25.9			
			0.47	6	1347	9411	6782	3341	5140	9238	11265	12190	46.5	52.8			
			0.77	8	1700	11533	8312	4094	6323	11364	13856	14994	52.0	93.0			
			1.00	10	1922	12790	9218	4540	7030	12634	15405	16670	55.0	131.5			

Output measured in accordance with EN 1397
Noise measurement according to ISO 3741:2010, at a 2-m distance from the unit and with an assumed room attenuation of 8 dB(A)/room volume 100 m^3 / reverberation time 0.5 sec.

Calculation for other temperatures: jaga.com/selection-tools
Discover the Jaga BIM platform: jaga.thorbiq.io/BEnl/selector/

BRIZA INSTALLATION IN A WALL RECESS 22 4-PIPE

SOON AVAILABLE
Plug & Play Smart BMS

STANDARD DELIVERY

- sturdy casing manufactured from electro-galvanised steel
- replaceable polypropylene dust filter (class G2)
- centrifugal fan(s) with twin inlet
- aluminium-copper heat exchanger with hydrophilic coating
- condensation trap with drain connection

PLUG & PLAY

- integrated 230V power supply
- pre-mounted connection sets
- temperature control according to selected Plug & Play version

CONNECTION

Standard

- hydronic connections on the left
  large heat exchanger: G 3/4" connection
  small heat exchanger: G 1/2" connection
- clamp connector for electric connection 230 VAC, to connect via an external power supply, on the right hand side.

Optional

Hydronic right, electric left. Connection code **RL** instead of **LR**
No surcharge.

ORDER CODE

BABW 055 055 22 XX 4 LR G2 DDD

- *No Jaga JDPC control system: (leave blank)*
- *Jaga JDPC BMS: D04*
- *Jaga JDPC On / Off: D08*
- *Jaga JDPC SMART BMS 100 TW: D22 TW*
- *Jaga JDPC SMART BMS 100 TB: D22 TB*
- *Jaga JDPC SMART BMS 200 W: D22 2W*
- *Model: BT, FT, BF, FF*
- *Length*

AVAILABLE AS AN OPTION

- factory-fitted Jaga JDPC controller unit:
  Jaga JDPC BMS (D04) or Jaga JDPC On / Off (D08)
- valve set: set 301 and 98 (with thermo-electric motor or set 302 and 99 (with 2 lockshields)
- 2 x stainless steel flexible connections (in pairs)
- thermostat (0-10V) outside the unit

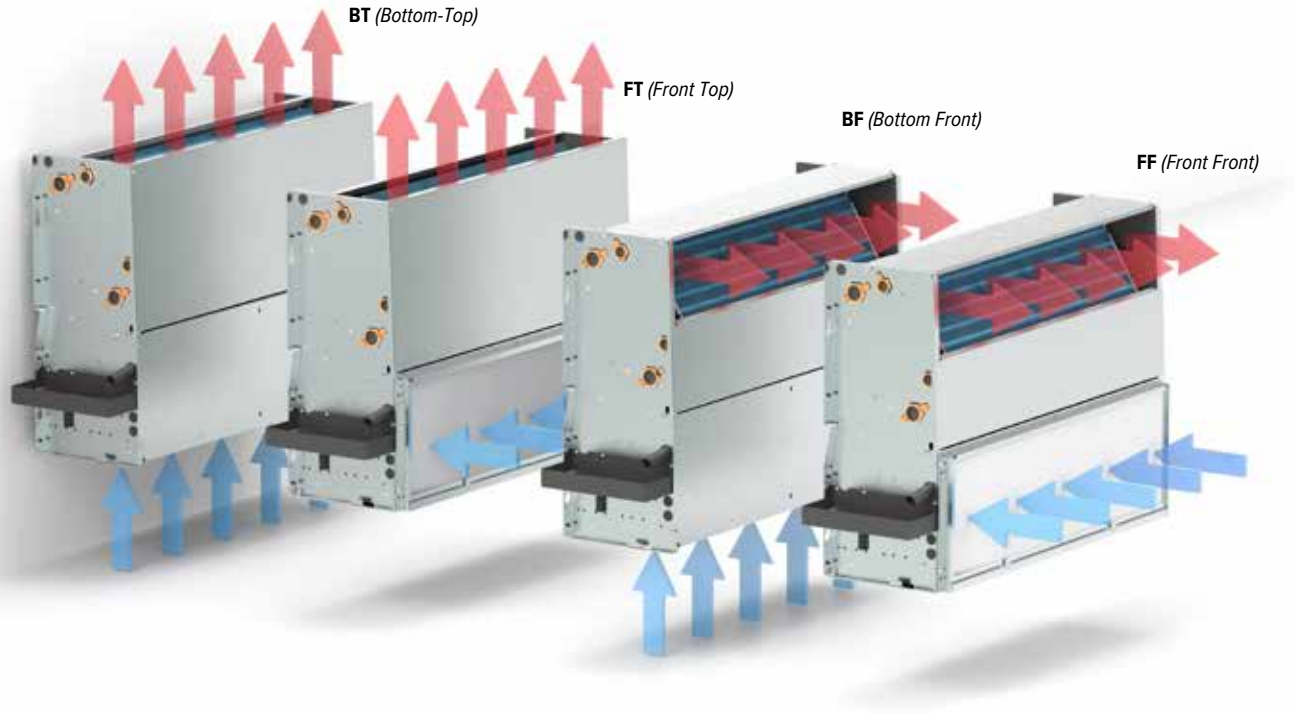

CONTROL

STANDARD CONTROL SYSTEM: NO JAGA JDPC CONTROL

The fan can be directly controlled via an external 0-10V control signal (thermostat or BMS/domotica). In this case, there is no water temperature sensor, so the fan can start independently of the heat exchanger water temperature.

Optional factory-fitted Jaga JDPC control

A fan convector can optionally be fitted with a JDPC (Jaga Dynamic Product Controller). This controller features an integrated water temperature sensor on the heat exchanger, serving as enablement protection for the fan. The fan only starts when the water temperature suits the requested operating mode. This prevents cold air in heating mode and warm air in cooling mode.

CODE	POSITION	VALVE SET (PRE-MOUNTEND)	POWER SUPPLY (PRE-MOUNTEND)	CONTROL	EXTERNAL 0-10 V CONTROL	WATER TEMPERATURE SENSOR	AIR TEMPERATURE SENSOR
Jaga JDPC BMS - 2-pipe (D04)		-	-	-	✓	2	-
Jaga JDPC On / Off - 2-pipe (D08)		-	-	-	-	2	-
Jaga JDPC Smart BMS - 2-pipe (D22)		✓	✓	Room thermostat	-	2	-

BRIZA INSTALLATION IN A WALL RECESS 22 4-PIPE

HEIGHT	LENGTH	TYPE	MAX. MEASURED CURRENT	CONTROL VOLTAGE	AIR FLOW	COOLING TOTAL (condensing) Room temperature 27°C	SENSIBLE COOLING (condensing) Room temperature 27°C	COOLING (non-condensing) Room temperature 27°C	HEATING Room temperature 20°C				SOUND PRESSURE LEVEL	POWER CONSUMPTION	WEIGHT	WATER CONTENT	ORDER CODE
H	L	T	I	U		7/12	7/12	16/18	35/30	45/40	50/45	55/45					
mm	mm		A	V	m^3/h	Watts	Watts	Watts	Watts	Watts	Watts	Watts	dB(A)	Watts	kg	l	
BABW 550	550	22	0.06	2	134	997	719	390	281	553	695	761	25.5	3.7	17.8	1.5	BABW 055 055 22 XX 4 LR G2 DDD
			0.09	4	254	1725	1243	674	388	763	959	1050	35.0	8.7			
			0.16	6	355	2215	1596	866	465	915	1151	1260	42.5	17.2			
			0.26	8	450	2715	1957	1061	529	1040	1308	1432	46.5	31.1			
			0.36	10	500	3033	2186	1185	558	1098	1380	1512	51.0	41.1			
	750	22	0.05	2	178	1445	1041	508	343	675	848	929	20.5	3.8	22.7	2.2	BABW 055 075 22 XX 4 LR G2 DDD
			0.09	4	327	2475	1784	870	537	1056	1327	1454	29.5	8.8			
			0.17	6	456	3258	2348	1146	661	1299	1633	1788	39.0	17.7			
			0.29	8	579	3901	2811	1372	745	1465	1841	2016	45.0	31.9			
			0.41	10	681	4358	3141	1533	795	1562	1964	2151	49.0	46.4			
	950	22	0.05	2	247	1882	1356	747	479	947	1193	1308	22.0	3.9	28.6	2.8	BABW 055 095 22 XX 4 LR G2 DDD
			0.10	4	413	3189	2298	1266	696	1376	1733	1900	29.5	9.9			
			0.19	6	565	4221	3042	1675	843	1666	2098	2300	37.0	20.6			
			0.33	8	707	5040	3632	2000	942	1862	2346	2571	42.5	35.9			
			0.44	10	809	5543	3995	2200	995	1968	2479	2717	46.5	51.2			
	1250	22	0.12	2	334	2172	1565	787	823	1592	1990	2174	28.0	7.2	37.7	3.8	BABW 055 125 22 XX 4 LR G2 DDD
			0.19	4	614	3771	2718	1367	1146	2216	2770	3027	36.0	17.5			
			0.31	6	840	4999	3603	1812	1363	2636	3295	3601	43.0	35.7			
			0.48	8	1072	6209	4475	2251	1547	2992	3740	4087	49.0	62.8			
			0.64	10	1226	6985	5034	2533	1648	3186	3983	4353	52.5	88.5			
	1550	22	0.08	2	392	2420	1744	851	806	1545	1925	2102	25.0	7.2	46.8	4.9	BABW 055 155 22 XX 4 LR G2 DDD
			0.15	4	706	4358	3140	1533	1264	2423	3020	3297	34.0	17.8			
			0.31	6	990	6048	4359	2127	1625	3115	3883	4238	41.0	37.1			
			0.55	8	1252	7562	5450	2660	1915	3671	4575	4994	47.0	65.8			
			0.73	10	1436	8596	6195	3023	2093	4012	5000	5457	51.0	95.0			
	1900	22	0.15	2	549	4085	2943	1450	1333	2560	3193	3486	31.5	11.1	59.5	5.5	BABW 055 190 22 XX 4 LR G2 DDD
			0.26	4	972	7003	5047	2486	1982	3807	4748	5184	39.0	25.9			
			0.47	6	1347	9411	6782	3341	2462	4729	5897	6439	46.5	52.8			
			0.77	8	1700	11533	8312	4094	2834	5443	6788	7411	52.0	93.0			
			1.00	10	1922	12790	9218	4540	3027	5814	7250	7916	55.0	131.5			

Output measured in accordance with EN 1397
Noise measurement according to ISO 3741:2010, at a 2-m distance from the unit and with an assumed room attenuation of 8 dB(A)/room volume 100 m^3 / reverberation time 0.5 sec.

Calculation for other temperatures: jaga.com/selection-tools
Discover the Jaga BIM platform: jaga.thorbiq.io/BEnl/selector/

BRIZA INSTALLATION IN A WALL RECESS 26 2-PIPE

SOON AVAILABLE
Plug & Play Smart BMS

STANDARD DELIVERY

- sturdy casing manufactured from electro-galvanised steel
- replaceable polypropylene dust filter (class G2)
- centrifugal fan(s) with twin inlet
- aluminium-copper heat exchanger with hydrophilic coating
- condensation trap with drain connection

PLUG & PLAY

- integrated 230V power supply
- pre-assembled connection set
- temperature control according to selected Plug & Play version

CONNECTION

Standard

- hydronic connections on the left
  G 3/4" connection
  clamp connector for electric connection 230 VAC, to connect via an external power supply, on the right hand side.

Optional

Hydronic right, electric left. Connection code **RL** instead of **LR**
No surcharge.

ORDER CODE

BBBW 056 125 26 XX 2 LR G2 DDD

- *No Jaga JDPC control system: (leave blank)*
- *Jaga JDPC BMS: D03*
- *Jaga JDPC On / Off: D07*
- *Jaga JDPC SMART BMS 100 TW: D21 TW*
- *Jaga JDPC SMART BMS 100 TB: D21 TB*
- *Jaga JDPC SMART BMS 200 W: D21 2W*
- *Model: BT, FT, BF, FF*
- *Length*

AVAILABLE AS AN OPTION

- factory-fitted Jaga JDPC controller unit:
  Jaga JDPC BMS (D03) or Jaga JDPC On / Off (D07)
- valve set: set 301 (with thermo-electric motor) or set 302 (with 2 lockshields)
- stainless steel flexible connections (in pairs)
- thermostat (0-10V) outside the unit

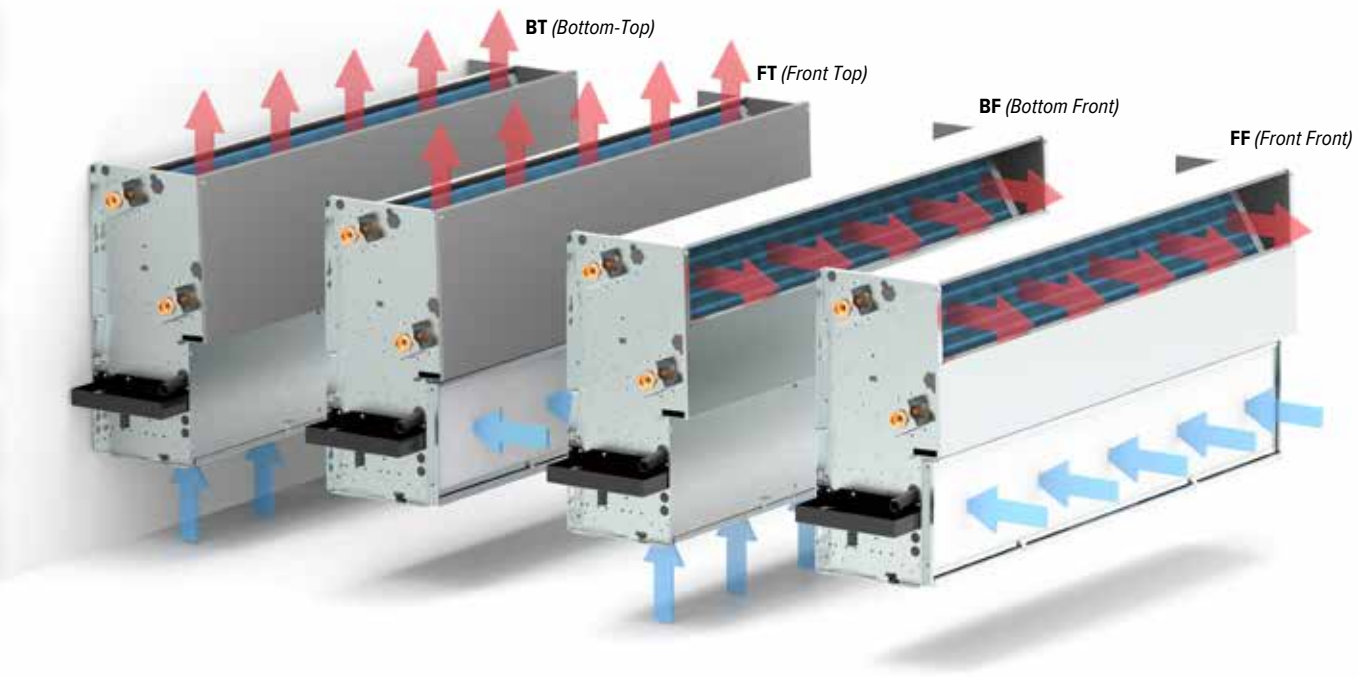

CONTROL

STANDARD CONTROL SYSTEM: NO JAGA JDPC CONTROL

The fan can be directly controlled via an external 0-10V control signal (thermostat or BMS/domotica). In this case, there is no water temperature sensor, so the fan can start independently of the heat exchanger water temperature.

Optional factory-fitted Jaga JDPC control

A fan convector can optionally be fitted with a JDPC (Jaga Dynamic Product Controller). This controller features an integrated water temperature sensor on the heat exchanger, serving as enablement protection for the fan. The fan only starts when the water temperature suits the requested operating mode. This prevents cold air in heating mode and warm air in cooling mode.

CODE	POSITION	VALVE SET (PRE-MOUNTEND)	POWER SUPPLY (PRE-MOUNTEND)	CONTROL	EXTERNAL 0-10 V CONTROL	WATER TEMPERATURE SENSOR	AIR TEMPERATURE SENSOR
Jaga JDPC BMS - 2-pipe (D04)		-	-	-	✓	2	-
Jaga JDPC On / Off - 2-pipe (D08)		-	-	-	-	2	-
Jaga JDPC Smart BMS - 2-pipe (D22)		✓	✓	Room thermostat	-	2	-

BRIZA INSTALLATION IN A WALL RECESS 26 2-PIPE

HEIGHT	LENGTH	TYPE	MAX. MEASURED CURRENT	CONTROL VOLTAGE	AIR FLOW	COOLING TOTAL (condensing) Room temperature 27°C	SENSIBLE COOLING (condensing) Room temperature 27°C	COOLING (non-condensing) Room temperature 27°C	HEATING Room temperature 20°C				SOUND PRESSURE LEVEL	POWER CONSUMPTION	WEIGHT	WATER CONTENT	ORDER CODE
H	L	T	I	U		7/12	7/12	16/18	35/30	45/40	50/45	55/45					
mm	mm		A	V	m^3/h	Watts	Watts	Watts	Watts	Watts	Watts	Watts	dB(A)	Watts	kg	l	
BBBW 560	**1250**	**26**	0.12	**2**	334	2825	1963	988	1519	2749	3360	3640	27,5	7,2	35.5	4.71	BBBW 056 125 26 XX 2 LR G2 DDD
			0.19	**4**	614	4974	3457	1739	2651	4798	5865	6352	38,0	17,5			
			0.31	**6**	840	6626	4605	2317	3508	6350	7761	8406	45,5	35,7			
			0.48	**8**	1072	8255	5737	2887	4341	7857	9603	10401	50,5	62,8			
			0.64	**10**	1226	9301	6464	3253	4868	8811	10769	11664	53,5	88,5			
	1550	**26**	0.08	**2**	392	2991	2078	1014	1558	2798	3411	3691	25,0	7,2	44.0	6.07	BBBW 056 155 26 XX 2 LR G2 DDD
			0.15	**4**	706	5335	3708	1809	2795	5020	6119	6621	36,5	17,8			
			0.31	**6**	990	7391	5137	2507	3890	6985	8515	9213	43,5	37,1			
			0.55	**8**	1252	9243	6423	3135	4884	8770	10690	11567	49,0	65,8			
			0.73	**10**	1436	10512	7306	3565	5570	10002	12193	13193	51,5	95,0			
	1900	**26**	0.15	**2**	549	4245	2950	1482	2110	3846	4712	5109	29,0	11,1	56.0	7.5	BBBW 056 190 26 XX 2 LR G2 DDD
			0.26	**4**	972	7429	5163	2593	3719	6777	8303	9002	38,5	25,9			
			0.47	**6**	1347	10191	7082	3557	5117	9326	11425	12387	46,0	52,8			
			0.77	**8**	1700	12752	8862	4450	6416	11694	14326	15532	51,5	93,0			
			1.00	**10**	1922	14335	9962	5003	7221	13161	16124	17481	54,5	131,5			

Output measured in accordance with EN 1397
Noise measurement according to ISO 3741:2010, at a 2-m distance from the unit and with an assumed room attenuation of 8 dB(A)/room volume 100 m^3 / reverberation time 0.5 sec.

Calculation for other temperatures: jaga.com/selection-tools
Discover the Jaga BIM platform: jaga.thorbiq.io/BEnl/selector/

BRIZA INSTALLATION IN A WALL RECESS 26 4-PIPE

SOON AVAILABLE
Plug & Play Smart BMS

STANDARD DELIVERY

- sturdy casing manufactured from electro-galvanised steel
- replaceable polypropylene dust filter (class G2)
- centrifugal fan(s) with twin inlet
- aluminium-copper heat exchanger with hydrophilic coating
- condensation trap with drain connection

PLUG & PLAY

- integrated 230V power supply
- pre-mounted connection sets
- temperature control according to selected Plug & Play version

CONNECTION

Standard

- hydronic connections on the left
  large heat exchanger: G 3/4" connection
  small heat exchanger: G 1/2" connection
- clamp connector for electric connection 230 VAC, to connect via an external power supply, on the right hand side.

Optional

Hydronic right, electric left. Connection code **RL** instead of **LR**
No surcharge.

ORDER CODE

BBBW 056 125 26 XX 4 LR G2 DDD

- *No Jaga JDPC control system: (leave blank)*
- *Jaga JDPC BMS: D04*
- *Jaga JDPC On / Off: D08*
- *Jaga JDPC SMART BMS 100 TW: D22 TW*
- *Jaga JDPC SMART BMS 100 TB: D22 TB*
- *Jaga JDPC SMART BMS 200 W: D22 2W*
- *Model: BT, FT, BF, FF*
- *Length*

AVAILABLE AS AN OPTION

- factory-fitted Jaga JDPC controller unit:
  Jaga JDPC BMS (D04) or Jaga JDPC On / Off (D08)
- valve set: set 301 and 98 (with thermo-electric motor) or
  set 302 and 99 (with 2 lockshields)
- 2 x stainless steel flexible connections (in pairs)
- thermostat (0-10V) outside the unit

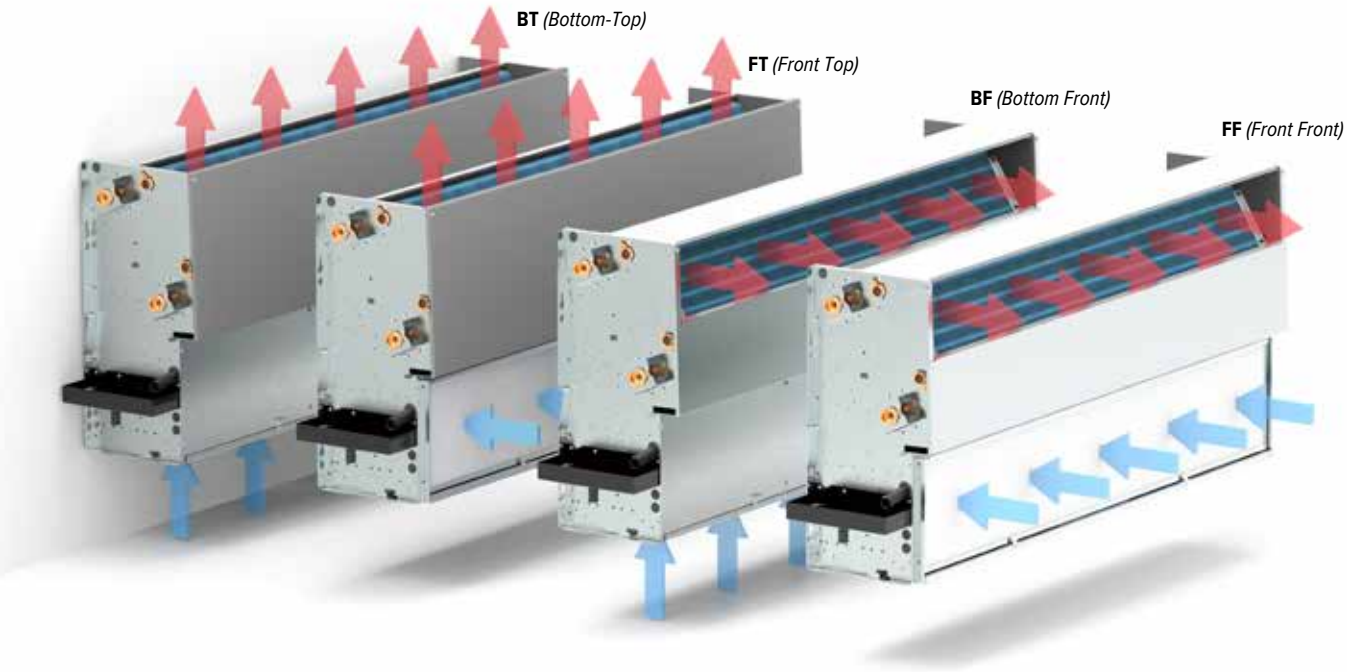

CONTROL

STANDARD CONTROL SYSTEM: NO JAGA JDPC CONTROL

The fan can be directly controlled via an external 0-10V control signal (thermostat or BMS/domotica). In this case, there is no water temperature sensor, so the fan can start independently of the heat exchanger water temperature.

Optional factory-fitted Jaga JDPC control

A fan convector can optionally be fitted with a JDPC (Jaga Dynamic Product Controller). This controller features an integrated water temperature sensor on the heat exchanger, serving as enablement protection for the fan. The fan only starts when the water temperature suits the requested operating mode. This prevents cold air in heating mode and warm air in cooling mode.

CODE	POSITION	VALVE SET (PRE-MOUNTEND)	POWER SUPPLY (PRE-MOUNTEND)	CONTROL	EXTERNAL 0-10 V CONTROL	WATER TEMPERATURE SENSOR	AIR TEMPERATURE SENSOR
Jaga JDPC BMS - 2-pipe (D04)		-	-	-	✓	2	-
Jaga JDPC On / Off - 2-pipe (D08)		-	-	-	-	2	-
Jaga JDPC Smart BMS - 2-pipe (D22)		✓	✓	Room thermostat	-	2	-

BRIZA INSTALLATION IN A WALL RECESS 26 4-PIPE

HEIGHT	LENGTH	TYPE	MAX. MEASURED CURRENT	CONTROL VOLTAGE	AIR FLOW	COOLING TOTAL (condensing) Room temperature 27°C	SENSIBLE COOLING (condensing) Room temperature 27°C	COOLING (non-condensing) Room temperature 27°C	HEATING Room temperature 20°C				SOUND PRESSURE LEVEL	POWER CONSUMPTION	WEIGHT	WATER CONTENT	ORDER CODE
H	**L**	**T**	**I**	**U**		**7/12**	**7/12**	**16/18**	**35/30**	**45/40**	**50/45**	**55/45**					
mm	*mm*		*A*	*V*	*m³/h*	*Watts*	*Watts*	*Watts*	*Watts*	*Watts*	*Watts*	*Watts*	*dB(A)*	*Watts*	*kg*	*l*	
BBBW 560	**1250**	**26**	0.12	**2**	334	2825	1963	988	823	1592	1990	2174	27,5	7,2		5.40	BBBW 056 125 26 XX 4 LR G2 DDD
			0.19	**4**	614	4974	3457	1739	1146	2216	2770	3028	38,0	17,5			
			0.31	**6**	840	6626	4605	2317	1363	2636	3295	3601	45,5	35,7			
			0.48	**8**	1072	8255	5737	2887	1547	2992	3740	4088	50,5	62,8			
			0.64	**10**	1226	9301	6464	3253	1647	3186	3983	4353	53,5	88,5			
	1550	**26**	0.08	**2**	392	2991	2078	1014	805	1545	1926	2103	25,0	7,2		6.92	BBBW 056 155 26 XX 4 LR G2 DDD
			0.15	**4**	706	5335	3708	1809	1263	2423	3021	3298	36,5	17,8			
			0.31	**6**	990	7391	5137	2507	1623	3115	3884	4240	43,5	37,1			
			0.55	**8**	1252	9243	6423	3135	1913	3671	4577	4996	49,0	65,8			
			0.73	**10**	1436	10512	7306	3565	2090	4012	5002	5460	51,5	95,0			
	1900	**26**	0.15	**2**	549	4245	2950	1482	1314	2560	3208	3509	29,0	11,1		8.51	BBBW 056 190 26 XX 4 LR G2 DDD
			0.26	**4**	972	7429	5163	2593	1955	3807	4770	5218	38,5	25,9			
			0.47	**6**	1347	10191	7082	3557	2428	4729	5925	6481	46,0	52,8			
			0.77	**8**	1700	12752	8862	4450	2795	5443	6820	7460	51,5	93,0			
			1.00	**10**	1922	14335	9962	5003	2985	5814	7285	7969	54,5	131,5			

Output measured in accordance with EN 1397
Noise measurement according to ISO 3741:2010, at a 2-m distance from the unit and with an assumed room attenuation of 8 dB(A)/room volume 100 m³ / reverberation time 0.5 sec.

Calculation for other temperatures: jaga.com/selection-tools
Discover the Jaga BIM platform: jaga.thorbiq.io/BEnl/selector/

BRIZA INSTALLATION IN A WALL RECESS ACCESSORIES

ADJUSTABLE GRILLE

BRIZA INSTALLATION IN A WALL RECESS 12

CODE	L Briza 12	Installation opening
5627 0001 0001	052	375 x 110
5627 0001 0002	072	575 x 110
5627 0001 0003	102	875 x 110
5627 0001 0004	122	1075 x 110

BRIZA INSTALLATION IN A WALL RECESS 22 / 26

CODE	L Briza 22 / 26	Installation opening
8789 201	055	500 x 150
8789 202	075	700 x 150
8789 203	095	900 x 150
8789 204	125	1200 x 150
8789 205	155	1500 x 150
8789 206	190	1850 x 150

LINEAR SLOT GRILLE

CODE	L Briza 12	Installation opening
8789 221	052	355 x 90
8789 222	072	555 x 90
8789 223	102	855 x 90
8789 224	122	1055 x 90

CODE	L Briza 22 / 26	Installation opening
8789 225	055	475 x 135
8789 226	075	675 x 135
8789 227	095	875 x 135
8789 228	125	1175 x 135
8789 229	155	1475 x 135
8789 230	190	1825 x 135

BAR GRILLE

CODE	L Briza 12	Installation opening
8789 211	052	355 x 85
8789 212	072	555 x 85
8789 213	102	855 x 85
8789 214	122	1055 x 85

CODE	L Briza 22 / 26	Installation opening
8789 215	055	485 x 137
8789 216	075	685 x 137
8789 217	095	885 x 137
8789 218	125	1185 x 137
8789 219	155	1485 x 137
8789 220	190	1835 x 137

AIR OUTLET CORNER PIECE 90°

TELESCOPIC AIR OUTLET		
≤ 30 mm	≤ 60 mm	L Briza 12
5927 0000 5201	5927 0000 5202	052
5927 0000 7201	5927 0000 7202	072
5927 0001 0201	5927 0001 0202	102
5927 0001 2201	5927 0001 2202	122

CODE	L Briza 22 / 26
8788 0101	055
8788 0102	075
8788 0103	095
8788 0104	125
8788 0105	155
8788 0106	190

AIR INLET CORNER PIECE 90°

CODE	L Briza 22 / 26
8787 0101	550
8787 0102	750
8787 0103	950
8787 0104	1250
8787 0105	1550
8787 0106	1900

AIR MIXING BOX WITH 0...10V MODULATING MOTOR

CODE	L Briza 22 / 26	# connections
8763 0301	550	1
8763 0302	750	2
8763 0303	950	2
8763 0304	1250	3
8763 0305	1550	4
8763 0306	1900	5

EXTERNAL GRILLE

CODE
8776 1750

BRIZA INSTALLATION IN A WALL RECESS ACCESSORIES

AIR INLET PLENUM 180°



BRIZA INSTALLATION IN A WALL RECESS 22 / 26

CODE	L Briza 22 / 26	# connections
8764 0501	055	2
8764 0502	075	2
8764 0503	095	3
8764 0504	125	4
8764 0505	155	5
8764 0506	190	7

AIR EXHAUST PLENUM 180°



CODE	L Briza 22 / 26	# connections
8764 0601	055	2
8764 0602	075	2
8764 0603	095	3
8764 0604	125	4
8764 0605	155	5
8764 0606	190	7

ELECTRIC HEATING ELEMENT

The electric heating element can serve as backup heating to maintain the desired room temperature when, for example:

- the water temperature is too low (e.g., when using a heat pump in cold weather)
- or hot water is temporarily not available

CODE	OUTPUT	L Briza 22 / 26
8721 6282	750 W	075
8721 6283	750 W	095
8721 6284	750 W	125
8721 6285	750 W	155
8721 6286	750 W	190

CODE	OUTPUT	L Briza 22 / 26
8721 6292	1000 W	075
8721 6293	1000 W	095
8721 6294	1000 W	125
8721 6295	1000 W	155
8721 6296	1000 W	190

CODE	OUTPUT	L Briza 22 / 26
8721 6242	1250 W	075
8721 6243	1250 W	095
8721 6244	1250 W	125
8721 6245	1250 W	155
8721 6246	1250 W	190

See Technical Info chapter for detailed accessory specifications.

jaga

CLIMATE
DESIGNERS

WALL-MOUNTED MODEL

BRIZA WALL-MOUNTED MODEL

We aim to bring our fan convectors to market as installation-ready as possible. Where previously only a water supply connection was needed, today there is also a power supply, electronic control and thermostat connection required. For your installation convenience, we have developed a Plug & Play range. The same high-quality performance, but with all connections pre-assembled. Order with confidence for effortless installation!

DIFFERENT TEMPERATURE SETTINGS

PLUG & PLAY **Complete unit with temperature regulation, valve set and power supply (Coreline, Baseline, Woodline or Waveline)**

JAGA JDPC TPT

Room temperature control integrated within the unit, operated via the onboard control panel

Available for:
Briza 10: Baseline, Woodline, Waveline
Briza 12: Coreline, Baseline, Woodline
Briza 22: Coreline, Baseline

Ordering example Briza Baseline 12
Height 420 mm, Length 750 mm, Colour white (133)

BZMW 042 075 12 133 L BL D01

JAGA JDPC TW

Room temperature control via the built-in Jaga Wi-Fi thermostat

Available for:
Briza 12: Coreline, Baseline

Ordering example Briza Baseline 12
Height 420 mm, Length 1100 mm, Colour white (133)

BZMW 042 110 12 133 L BL D11 TW

JAGA JDPC SMART BMS JRT

Room temperature control via a Jaga WiFi thermostat mounted in the room (surface-mounted or recessed thermostat)

Available for:
Briza 10: Baseline, Woodline, Waveline
Briza 12: Coreline, Baseline, Woodline
Briza 22: Coreline, Baseline

Ordering example Briza Baseline 12
Height 420 mm, Length 1100 mm, Colour white (133)

BZMW 042 110 12 133 L BL D21 TW
D21 TB
D21 2W

HYDRONIC CONNECTION (left)
pre-assembled valves, connection Eurocone 3/4”

TEMPERATURE REGULATION
temperature control via control panel, integrated (WiFi) thermostat, or external (WiFi) thermostat

ELECTRICAL CONNECTION
Clamp connector for electrical connection 24 VDC on the right, via 230 VAC power supply to be connected

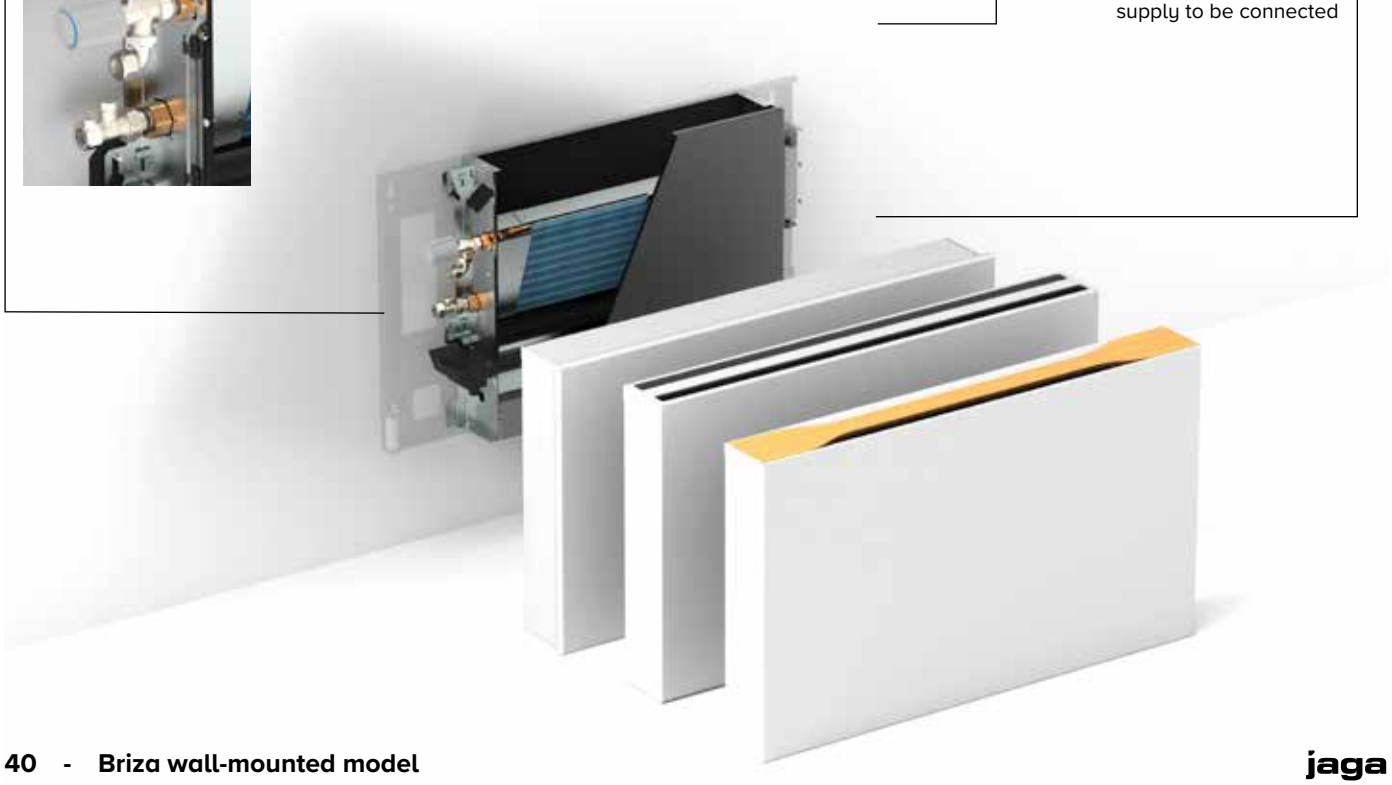

BRIZA WALL-MOUNTED MODEL

CONFIGURABLE UNIT	Configure your unit to suit your installation and requirements, the system is delivered unassembled. (Coreline, Baseline, Woodline or Waveline)		
	BRIZA 10	**BRIZA 12**	**BRIZA 22**
1. Select your unit based on dimensions and heat output	ex. **BNZW 056 075 10 133 L BL**	ex. **BZMW 041 075 12 133 L BL**	ex.**BAMW 041 075 22 133 LR G2 BL**
2. Choose the desired control system	No Jaga JDPC control system, Jaga JDPC BMS: D03 or Jaga JDPC ACO: D09	No Jaga JDPC control system, Jaga JDPC BMS: D03 (2 P) / D04 (4P) Jaga JDPC ACO: D09 (2P) / D10 (4P)	No Jaga JDPC control system, Jaga JDPC BMS: D03 (2 P) / D04 (4P) Jaga JDPC ACO: D09 (2P) / D10 (4P)
3. Choose the desired power supply	Pre-mounted power supply (add suffix P to order code: BNZW 056 075 0S 133 B L BL D03 P) or DIN rail power supply based on electrical power consumption	power supply or DIN rail power supply based on electrical power consumption	(24 V power supply included with the selected Jaga JDPC control)
4. Choose the desired valve set(s)	set 289 (with thermo-electric motor) or set 288 (with 2 lockshields)	set 295 (with thermo-electric motor) or set 290 (with 2 lockshields)	set 301 and 98 (with thermo-electric motor or set 302 and 99 (with 2 lockshields)

BRIZA 10 WALL-MOUNTED MODEL

DIMENSIONS *(in mm)*

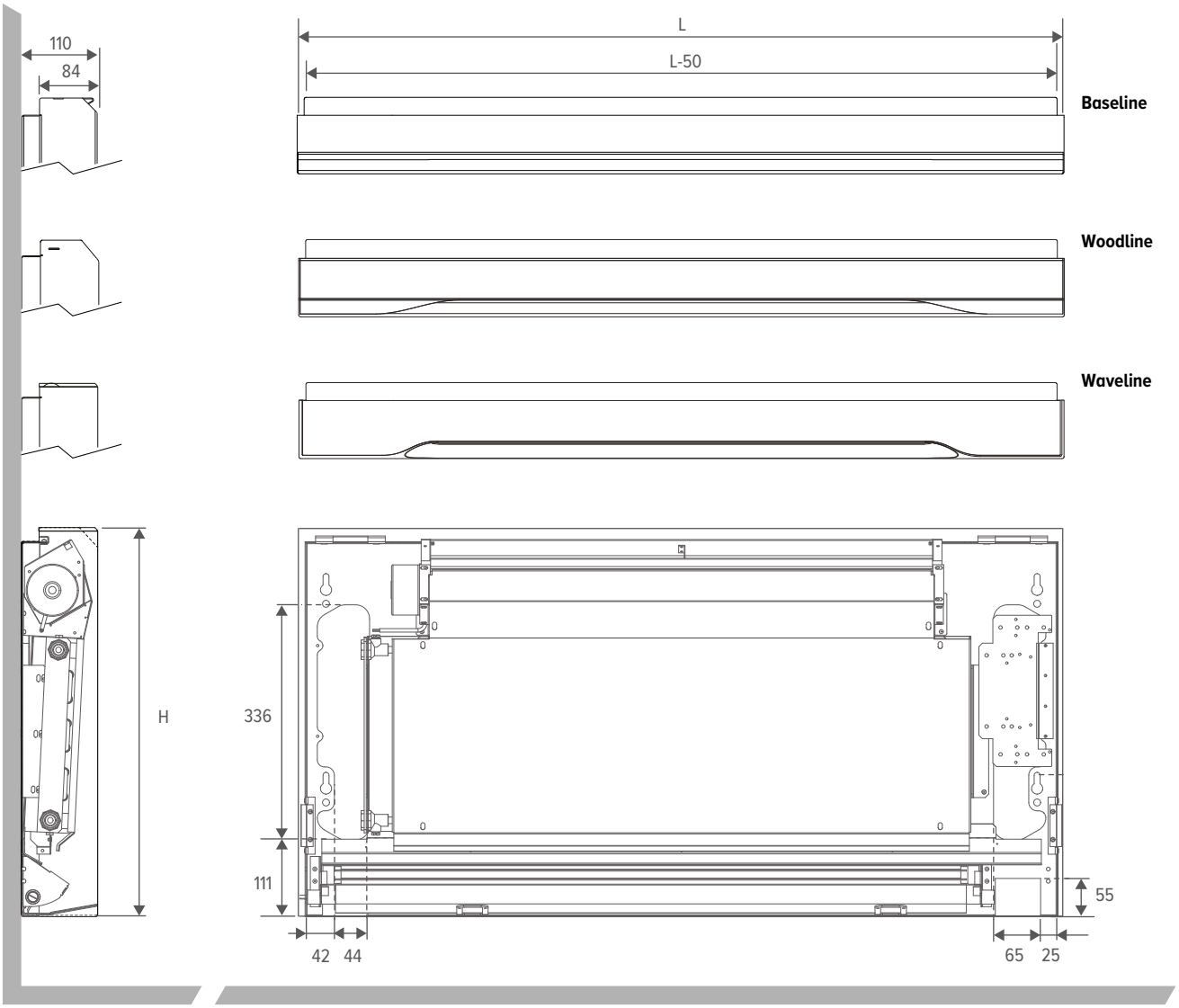

FREE SPACE

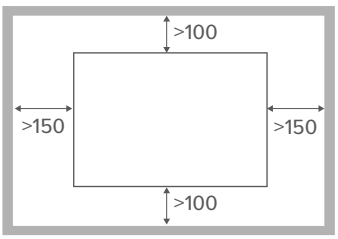

HYDRONIC CONNECTION

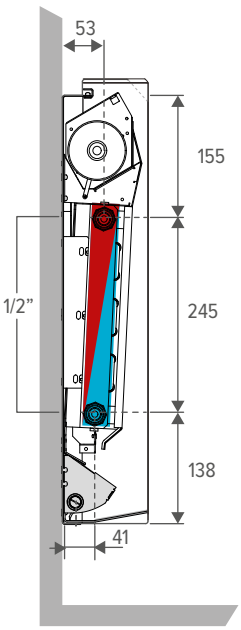

CONDENSATE DRAIN

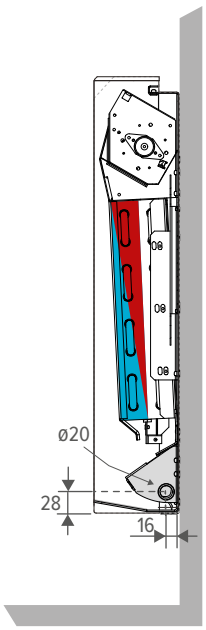

The drain nipple is always located on the same side as the electrical connection

BRIZA 12 WALL-MOUNTED MODEL

DIMENSIONS *(in mm)*

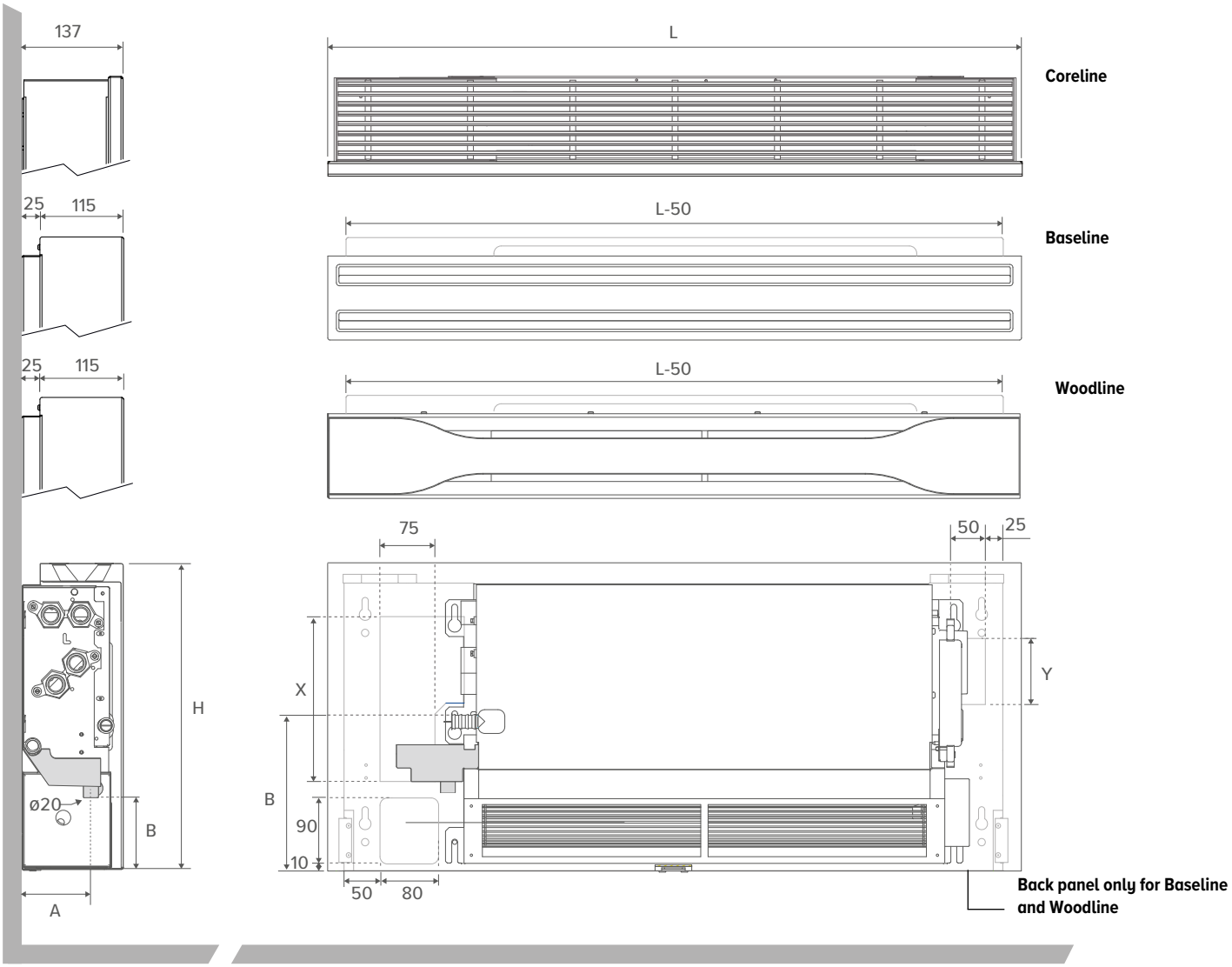

Legend *(in mm)*

	CORELINE	BASELINE / WOODLINE	
HEIGHT	041 / 055	042	056
X	/	225	315
Y	/	85	150
A	92	95	95
B	97	105	105
C	205	215	215
D	250	260	260

FREE SPACE

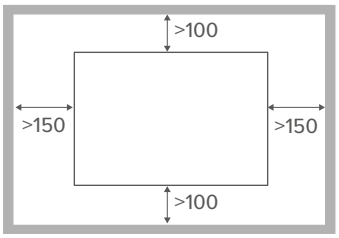

HYDRONIC CONNECTION

Height 041 / 042 *2-pipe*

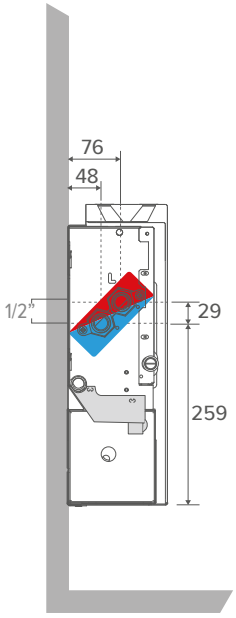

Height 041 *4-pipe*

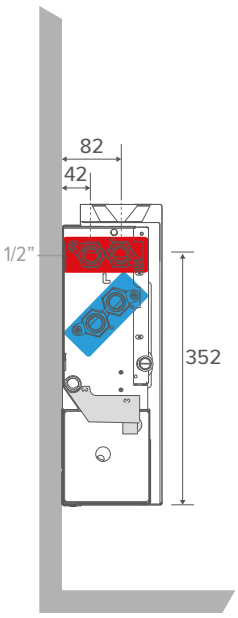

Height 055 / 056 *2-pipe*

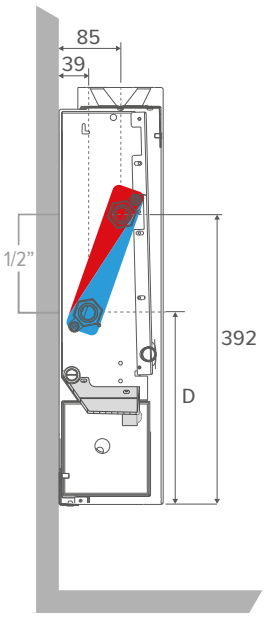

Height 055 *4-pipe*

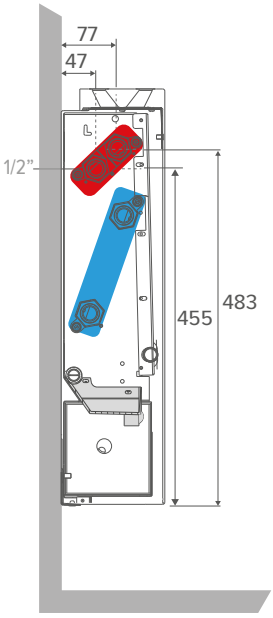

BRIZA 22 WALL-MOUNTED MODEL

DIMENSIONS *(in mm)*

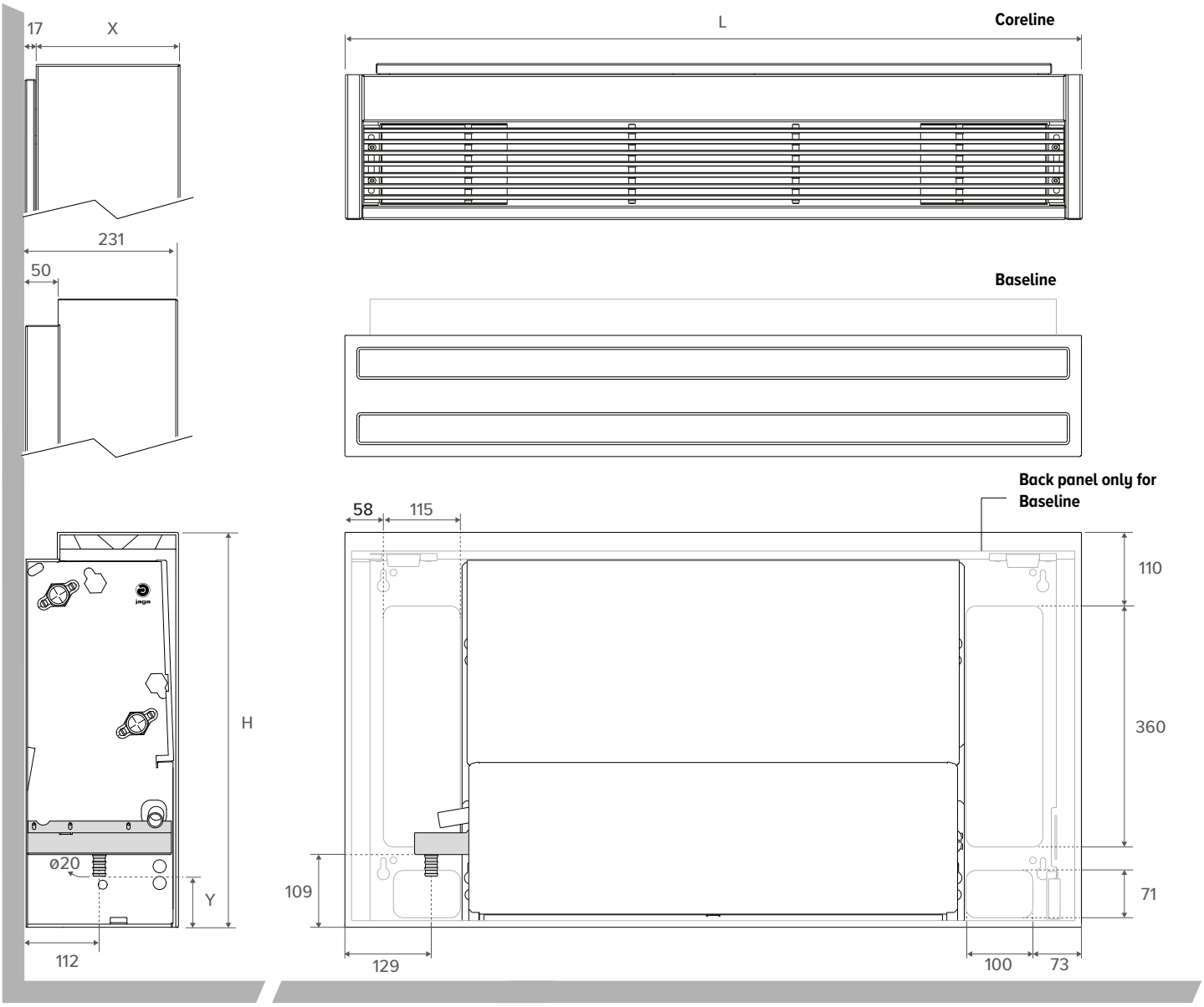

Legend *(in mm)*

	CORELINE		BASELINE
	BT / FT	FT / FF	
X	232	272	/
Y	114	114	76

HYDRONIC CONNECTION

Coreline *2-pipe*

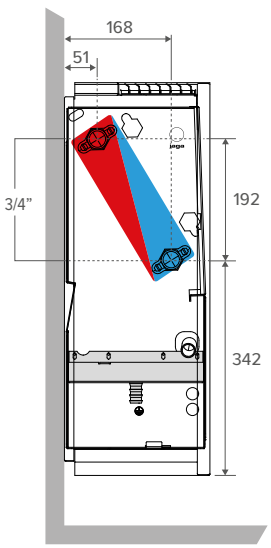

Baseline *2-pipe*

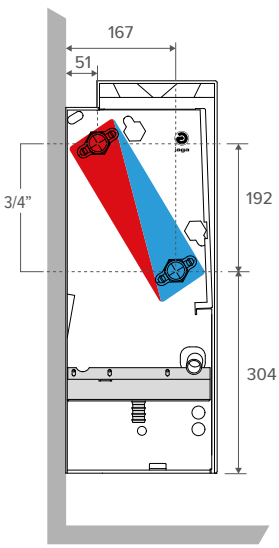

Coreline *4-pipe*

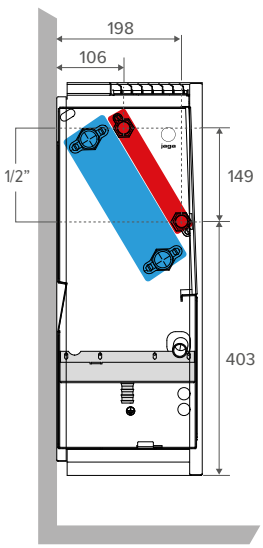

FREE SPACE

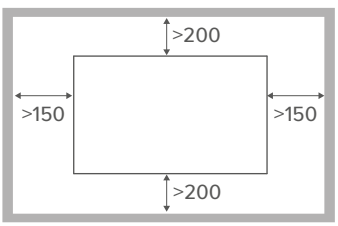

BRIZA 10 WALL-MOUNTED MODEL

STANDARD DELIVERY

Baseline: **Simple and sleek casing with a powerful black-lined exhaust grille featuring a honeycomb texture**
Woodline: **Sleek casing, elegantly finished with an oak "oar" and exhaust grille featuring a honeycomb texture**
Waveline: **Bold, innovative casing with flowing lines and an exhaust grille featuring a honeycomb texture**

- coated housing in sendzimir galvanised steel plate
- coated back panel made from Sendzimir galvanised sheet steel
- air outlet vent in the same colour as the casing, supplied with jet black coated honeycomb grille
- robust interior made from electro-galvanised steel, pre-mounted to the back panel
- condensation trap with drain connection (supplied with insulation)
- aluminium-copper heat exchangers with hydrophilic coating
- tangential EC fan(s)
- condensate tray with outlet spiggot ø 2 cm
  the drain nipple is always located on the same side as the electrical connection

PLUG & PLAY
- integrated 230V power supply
- pre-assembled connection set
- temperature control according to selected Plug & Play version

ORDER CODE

BNZW 056 075 10 XXX L BL DDD

- *No Jaga JDPC control system: (leave blank)*
- *Jaga JDPC BMS: D03*
- *Jaga JDPC ACO D09*
- *Jaga JDPC TPT: D01*
- *Jaga JDPC SMART BMS 100 TW: D21 TW*
- *Jaga JDPC SMART BMS 100 TB: D21 TB*
- *Jaga JDPC SMART BMS 200 W D21 2W*

Version:
- *Baseline: BL*
- *Woodline: WO*
- *Waveline: WA*

Connection:
- *Standard: L*
- *Optional: R*

Casing colour

Length

AVAILABLE AS AN OPTION

- factory-fitted Jaga JDPC controller unit:
  Jaga JDPC BMS (D03) or Jaga JDPC ACO (D09)
- valve set: set 289 (with thermo-electric motor) or set 288 (with 2 lockshields)
- stainless steel flexible connections (in pairs)
- power supply: waterproof power supply or DIN-rail power supply
- thermostat (0-10V) outside the unit

COLOURS

Casing

Standard colours
- traffic white RAL 9016 (133), soft touch lightly structured satin finish
- sandblast grey (001), fine texture metallic lak
- off-black (145), soft touch lightly-textured satin lacquer

Other colours
see Jaga colour chart

Back panel
jet black (104) soft touch lightly structured satin powder coating

Air outlet vent
- Baseline: jet black (104), soft touch lightly structured satin powder coating
- Woodline: coated in the same colour as the unit (000)
- Waveline: jet black (104), soft touch lightly structured satin powder coating

CONNECTION

Standard
- hydronic connections on the left
- clamp connection for electrical wiring, standard on right side, connects via external 24VDC power supply
- the drain nipple is always located on the same side as the electrical connection

Optional
Hydronic right, electric left. Connection code **R** instead of **L**. No surcharge.

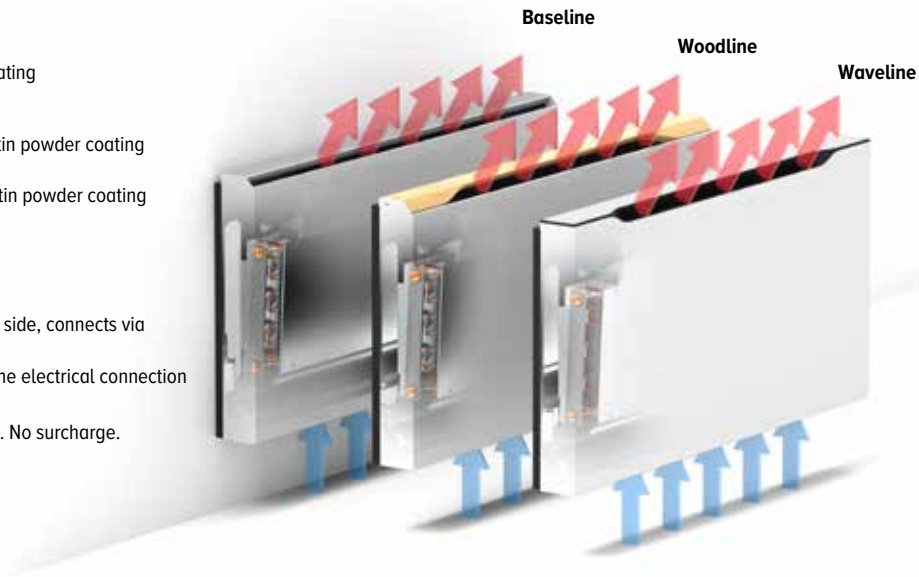

CONTROL

STANDARD CONTROL SYSTEM: NO JAGA JDPC CONTROL

The fan can be directly controlled via an external 0-10V control signal (thermostat or BMS/domotica). In this case, there is no water temperature sensor, so the fan can start independently of the heat exchanger water temperature.

Optional factory-fitted Jaga JDPC control
A fan convector can optionally be fitted with a JDPC (Jaga Dynamic Product Controller). This controller features an integrated water temperature sensor on the heat exchanger, serving as enablement protection for the fan. The fan only starts when the water temperature suits the requested operating mode. This prevents cold air in heating mode and warm air in cooling mode.

CODE	POSITION	VALVE SET (PRE-MOUNTEND)	POWER SUPPLY (PRE-MOUNTEND)	CONTROL	EXTERNAL 0-10 V CONTROL	WATER TEMPERATURE SENSOR	AIR TEMPERATURE SENSOR
Jaga JDPC BMS - 2-pipe (D03)		-	-	-	✓	1	-
Jaga JDPC ACO - 2-pipe (D09)		-	-	Control panel	-	1	✓
Jaga JDPC TPT - 2-pipe (D01)		✓	✓	Control panel	-	1	✓
Jaga JDPC Smart BMS - 2-pipe (D21)		✓	✓	Room thermostat	✓	1	-

BRIZA 10 WALL-MOUNTED MODEL

	HEIGHT	LENGTH	TYPE	CONTROL VOLTAGE	AIR FLOW	COOLING TOTAL (condensing) Room temperature 27°C	SENSIBLE COOLING (condensing) Room temperature 27°C	COOLING (non-condensing) Room temperature 27°C	HEATING Room temperature 20°C				SOUND PRESSURE LEVEL	ENERGY CONSUMPTION	ORDER CODE
	H	L	T	U		7/12	7/12	16/18	35/30	45/40	50/45	55/45			
	mm	*mm*		*V*	*m³/h*	*Watts*	*Watts*	*Watts*	*Watts*	*Watts*	*Watts*	*Watts*	*dB(A)*	*Watts*	
BNZW	**560**	**750**	**10**	**2**	32	68	48	28	48	87	107	116	<20	1.0	BNZW 056 075 10 XXX L BL DDD
				4	63	368	263	151	186	338	414	448	23.5	1.4	
				6	95	603	437	250	304	552	675	732	28.5	2.4	
				8	123	775	568	326	401	729	892	966	35.0	3.8	
				10	160	884	656	376	478	868	1062	1151	40.5	6.5	
		1100	**10**	**2**	55	136	96	55	96	174	214	231	22.0	1.1	BNZW 056 110 10 XXX L BL DDD
				4	100	736	527	302	372	676	828	897	30.0	1.9	
				6	170	1206	874	501	607	1104	1351	1464	35.5	4.1	
				8	228	1549	1135	651	802	1457	1783	1933	41.5	7.7	
				10	281	1768	1311	752	955	1736	2125	2303	46.0	13.2	
		1550	**10**	**2**	56	213	151	86	151	274	335	363	22.5	2.0	BNZW 056 155 10 XXX L BL DDD
				4	130	1155	827	474	584	1061	1299	1408	30.0	3.4	
				6	227	1892	1371	786	953	1732	2120	2298	36.5	6.5	
				8	331	2431	1782	1022	1259	2287	2799	3033	42.5	11.5	
				10	392	2775	2058	1180	1499	2725	3335	3614	48.0	19.7	
		1900	**10**	**2**	60	281	199	114	199	361	442	479	24.0	2.1	BNZW 056 190 10 XXX L BL DDD
				4	176	1523	1090	625	770	1399	1713	1856	31.0	3.8	
				6	299	2495	1808	1037	1257	2284	2796	3030	37.5	8.2	
				8	403	3205	2350	1347	1660	3015	3691	4000	44.0	15.4	
				10	503	3659	2714	1556	1977	3593	4397	4765	49.0	26.4	

Output measured in accordance with EN 16430
Noise measurement according to ISO 3741:2010, at a 2-m distance from the unit and with an assumed room attenuation of 8 dB(A)/room volume 100 m³ / reverberation time 0.5 sec.

Calculation for other temperatures: jaga.com/selection-tools
Discover the Jaga BIM platform: jaga.thorbiq.io/BEnl/selector/

BRIZA 12 WALL-MOUNTED MODEL 2-PIPE

STANDARD DELIVERY

Coreline: Classic casing with sleek top grille of fine slats across the full width of the unit.
Baseline: Simple and sleek casing with a powerful black-lined exhaust grille featuring a honeycomb texture
Woodline: Sleek casing, elegantly finished with an oak "oar" and exhaust grille featuring a honeycomb texture

- coated casing made from Sendzimir galvanised steel sheet
- sturdy casing manufactured from electro-galvanised steel
- condensation trap with drain connection
- aluminium-copper heat exchangers with hydrophilic coating
- tangential EC fan(s)
- stainless steel air filter

Baseline / Woodline
- coated back panel made from Sendzimir galvanised sheet steel
- interior pre-mounted on the back panel (supplied with insulation)
- coated aluminium air outlet vent with honeycomb grille coated jet black

PLUG & PLAY
- integrated 230V power supply
- pre-assembled connection set
- temperature control according to selected Plug & Play version

COLOURS

Casing
Standard colours
- traffic white RAL 9016 (133), soft touch lightly structured satin finish
- sandblast grey (001), fine texture metallic lak
- off-black (145), soft touch lightly-textured satin lacquer

Other colours
see Jaga colour chart

Back panel
- Coreline: no back panel
- Baseline: jet black (104), soft touch lightly structured satin powder coating
- Woodline: jet black (104), soft touch lightly structured satin powder coating

Air outlet vent
- Coreline: coated in the same colour as the unit
- Baseline: jet black (104), soft touch lightly structured satin powder coating
- Woodline: coated in the same colour as the unit

CONNECTION
Standard
- hydronic connections on the left
  G 1/2" connection
- clamp connection for electrical wiring, standard on right side, connects via external 24VDC power supply

Optional
Hydronic right, electric left. Connection code **R** instead of **L**. No surcharge.

ORDER CODE

BZMW 041 075 12 XXX 2 L CL DDD

- Height
- Length
- Casing colour
- Connection:
  - Standard: L
  - Optional: R
- Version:
  - Coreline: CI
  - Baseline: BL
  - Woodline: WO
- No Jaga JDPC control system: (leave blank)
- Jaga JDPC BMS: D03
- Jaga JDPC ACO D09
- Jaga JDPC TPT: D01
- Jaga JDPC TW: D11 TW
- Jaga JDPC SMART BMS 100 TW: D21 TW
- Jaga JDPC SMART BMS 100 TB: D21 TB
- Jaga JDPC SMART BMS 200 W: D21 2W

AVAILABLE AS AN OPTION
- factory-fitted Jaga JDPC controller unit:
  Jaga JDPC BMS (D03) or Jaga JDPC ACO (D09)
- valve set: set 295 (with thermo-electric motor) or set 290 (with 2 lockshields)
- stainless steel flexible connections (in pairs)
- power supply: waterproof power supply or DIN-rail power supply
- thermostat (0-10V) outside the unit

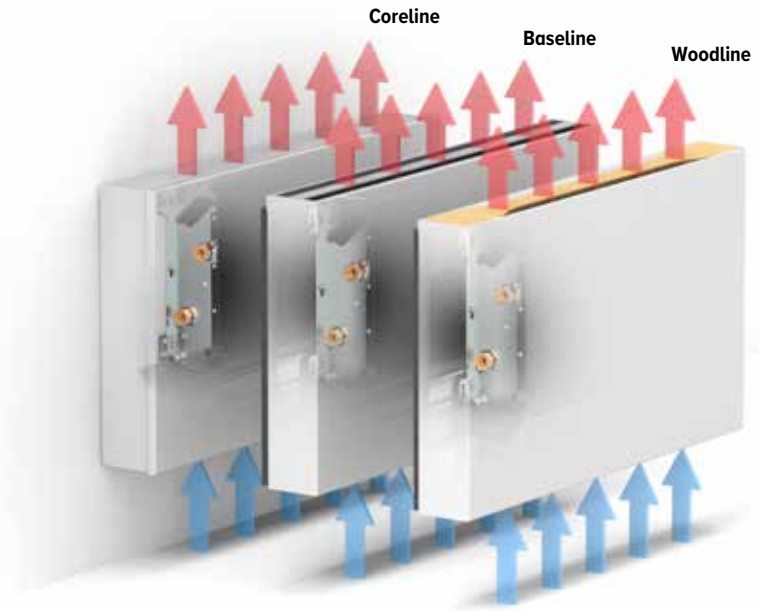

CONTROL

STANDARD CONTROL SYSTEM: NO JAGA JDPC CONTROL
The fan can be directly controlled via an external 0-10V control signal (thermostat or BMS/domotica). In this case, there is no water temperature sensor, so the fan can start independently of the heat exchanger water temperature.

Optional factory-fitted Jaga JDPC control
A fan convector can optionally be fitted with a JDPC (Jaga Dynamic Product Controller). This controller features an integrated water temperature sensor on the heat exchanger, serving as enablement protection for the fan. The fan only starts when the water temperature suits the requested operating mode. This prevents cold air in heating mode and warm air in cooling mode.

CODE	POSITION	VALVE SET (PRE-MOUNTEND)	POWER SUPPLY (PRE-MOUNTEND)	CONTROL	EXTERNAL 0-10 V CONTROL	WATER TEMPERATURE SENSOR	AIR TEMPERATURE SENSOR
Jaga JDPC BMS - 2-pipe (D03)		-	-	-	✓	1	-
Jaga JDPC ACO - 2-pipe (D09)		-	-	Control panel	-	1	✓
Jaga JDPC TPT - 2-pipe (D01)		✓	✓	Control panel	✓	1	✓
Jaga JDPC TW - 2-pipe (D11)		✓	✓	Integrated room thermostat	✓	1	-
Jaga JDPC Smart BMS - 2-pipe (D21)		✓	✓	Room thermostat	-	1	-

BRIZA 12 WALL-MOUNTED MODEL 2-PIPE

HEIGHT	LENGTH	TYPE	CONTROL VOLTAGE	AIR FLOW	COOLING TOTAL (condensing) Room temperature 27°C	SENSIBLE COOLING (condensing) Room temperature 27°C	COOLING (non-condensing) Room temperature 27°C	HEATING Room temperature 20°C				SOUND PRESSURE LEVEL	POWER CONSUMPTION	ORDER CODE
H	L	T	U		7/12	7/12	16/18	35/30	45/40	50/45	55/45			
mm	mm		V	m³/h	Watts	Watts	Watts	Watts	Watts	Watts	Watts	dB(A)	Watts	
BZMW 410	750	12	2	64	284	201	115	223	406	497	538	18.5	1.6	BZMW 041 075 12 XXX 2 L CL DDD
			4	101	328	235	135	256	465	569	617	29.4	2.6	042 BL
			6	141	382	276	159	296	537	657	712	31.3	4.3	042 WO
			8	178	441	323	185	346	629	770	834	37.3	7.2	
			10	214	503	373	214	413	751	919	996	42.5	13.0	
	950	12	2	108	472	334	191	382	695	850	921	24.0	2.5	BZMW 041 095 12 XXX 2 L CL DDD
			4	172	529	379	217	421	764	935	1014	30.0	4.3	042 BL
			6	223	607	440	252	445	808	989	1072	36.8	7.2	042 WO
			8	287	707	518	297	555	1009	1234	1338	41.5	11.5	
			10	346	828	614	352	680	1236	1513	1640	44.5	18.0	
	1250	12	2	146	773	547	313	602	1093	1338	1450	24.6	2.6	BZMW 041 125 12 XXX 2 L CL DDD
			4	221	845	605	347	672	1222	1495	1620	30.2	4.8	042 BL
			6	298	953	691	396	765	1389	1700	1843	37.0	8.0	042 WO
			8	381	1106	811	465	895	1626	1991	2157	42.5	14.0	
			10	448	1314	974	559	1081	1963	2403	2604	47.0	24.0	
	1450	12	2	173	1015	718	412	742	1348	1650	1788	25.7	2.8	BZMW 041 145 12 XXX 2 L CL DDD
			4	268	1097	785	450	842	1529	1872	2028	30.5	5.5	042 BL
			6	373	1215	881	505	964	1751	2143	2323	37.3	10.3	042 WO
			8	466	1390	1019	584	1126	2046	2505	2714	43.0	18.5	
			10	510	1640	1216	698	1347	2448	2996	3247	47.0	28.8	
550	750	12	2	81	419	296	170	346	629	770	835	19.2	2.0	BZMW 055 075 12 XXX 2 L CL DDD
			4	118	521	373	214	421	765	936	1014	25.2	3.2	056 BL
			6	154	617	447	256	495	899	1100	1193	32.2	5.5	056 WO
			8	193	705	517	296	568	1032	1263	1369	38.1	9.6	
			10	228	781	579	332	641	1164	1424	1544	42.5	16.8	
	950	12	2	116	728	515	295	557	1012	1238	1342	23.0	2.2	BZMW 055 095 12 XXX 2 L CL DDD
			4	176	872	624	358	688	1250	1530	1658	27.8	3.6	056 BL
			6	238	1025	743	426	819	1488	1821	1973	34.4	5.7	056 WO
			8	291	1171	859	492	944	1716	2100	2276	39.9	9.6	
			10	332	1294	959	550	1060	1927	2358	2555	43.5	15.6	
	1250	12	2	153	1170	827	474	881	1601	1960	2124	23.1	2.8	BZMW 055 125 12 XXX 2 L CL DDD
			4	236	1387	993	569	1094	1988	2433	2636	29.1	5.4	056 BL
			6	321	1628	1179	676	1307	2374	2906	3149	36.5	10.0	056 WO
			8	398	1863	1365	783	1509	2742	3356	3637	42.5	18.0	
			10	467	2062	1529	877	1690	3071	3759	4074	46.5	28.8	
	1450	12	2	182	1455	1029	590	1116	2027	2481	2689	25.0	2.8	BZMW 055 145 12 XXX 2 L CL DDD
			4	270	1728	1237	709	1367	2484	3040	3295	30.8	5.5	056 BL
			6	360	2030	1471	843	1630	2962	3625	3929	37.5	10.0	056 WO
			8	455	2324	1704	977	1884	3424	4191	4542	42.8	18.0	
			10	531	2575	1910	1095	2110	3834	4692	5085	46.5	28.8	

Output measured in accordance with EN 16430
Noise measurement according to ISO 3741:2010, at a 2-m distance from the unit and with an assumed room attenuation of 8 dB(A)/room volume 100 m³ / reverberation time 0.5 sec.
Calculation for other temperatures: jaga.com/selection-tools

BRIZA 12 WALL-MOUNTED MODEL 4-PIPE

STANDARD DELIVERY

Coreline: Classic casing with sleek top grille of fine slats across the full width of the unit.

- coated casing made from Sendzimir galvanised steel sheet
- sturdy casing manufactured from electro-galvanised steel
- condensation trap with drain connection
- aluminium-copper heat exchangers with hydrophilic coating
- tangential EC fan(s)
- stainless steel air filter

PLUG & PLAY

- integrated 230V power supply
- pre-mounted connection sets
- temperature control according to selected Plug & Play version

COLOURS

Casing

Standard colours

- traffic white RAL 9016 (133), soft touch lightly structured satin finish
- sandblast grey (001), fine texture metallic lak
- off-black (145), soft touch lightly-textured satin lacquer

Other colours

see Jaga colour chart

CONNECTION

Standard

- hydronic connections on the left
  large heat exchanger: G 1/2" connection
  small heat exchanger: G 1/2" connection
- clamp connection for electrical wiring, standard on right side, connects via external 24VDC power supply

Optional

Hydronic right, electric left. Connection code **R** instead of **L**. No surcharge.

ORDER CODE

BZMW 041 075 12 XXX 4 L CL DDD

- DDD: *No Jaga JDPC control system: (leave blank)*; *Jaga JDPC BMS: D04*; *Jaga JDPC ACO D10*; *Jaga JDPC TPT: D02*; *Jaga JDPC TW: D12 TW*; *Jaga JDPC SMART BMS 100 TW: D22 TW*; *Jaga JDPC SMART BMS 100 TB: D22 TB*; *Jaga JDPC SMART BMS 200 W: D22 2W*
- L: *Connection: Standard: L; Optional: R*
- XXX: *Casing colour*
- 075: *Length*
- 041: *Height*

AVAILABLE AS AN OPTION

- factory-fitted Jaga JDPC controller unit:
  Jaga JDPC BMS (D04) or Jaga JDPC ACO (D10)
- 2 x valve set: set 295 (with thermo-electric motor) or
  set 290 (with 2 lockshields)
- 2 x stainless steel flexible connections (in pairs)
- power supply: waterproof power supply or DIN-rail power supply
- thermostat (0-10V) outside the unit

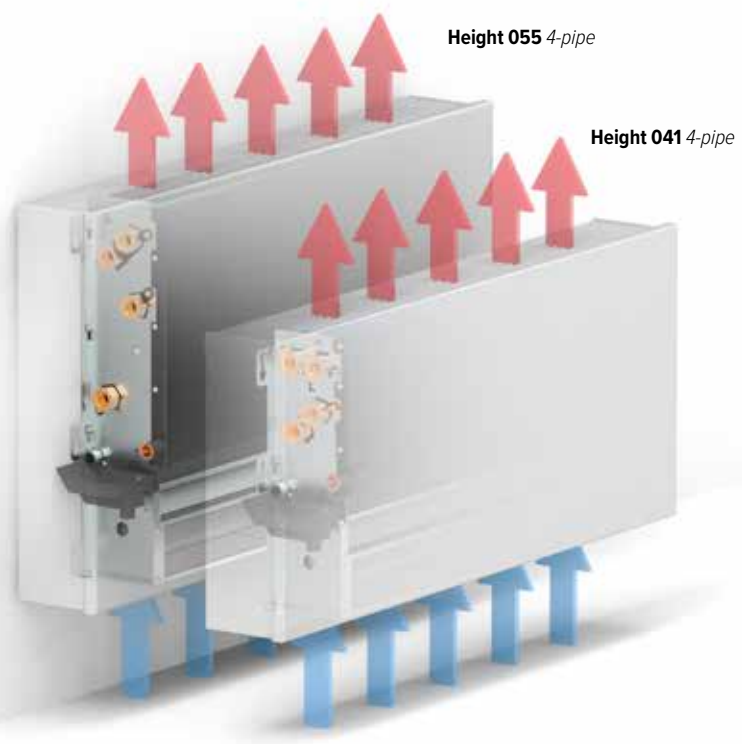

CONTROL

STANDARD CONTROL SYSTEM: NO JAGA JDPC CONTROL

The fan can be directly controlled via an external 0-10V control signal (thermostat or BMS/domotica). In this case, there is no water temperature sensor, so the fan can start independently of the heat exchanger water temperature.

Optional factory-fitted Jaga JDPC control

A fan convector can optionally be fitted with a JDPC (Jaga Dynamic Product Controller). This controller features an integrated water temperature sensor on the heat exchanger, serving as enablement protection for the fan. The fan only starts when the water temperature suits the requested operating mode. This prevents cold air in heating mode and warm air in cooling mode.

CODE	POSITION	VALVE SET (PRE-MOUNTEND)	POWER SUPPLY (PRE-MOUNTEND)	CONTROL	EXTERNAL 0-10 V CONTROL	WATER TEMPERATURE SENSOR	AIR TEMPERATURE SENSOR
Jaga JDPC BMS - 4-pipe (D04)		-	-	-	✓	2	-
Jaga JDPC ACO - 4-pipe (D10)		-	-	Control panel	-	2	✓
Jaga JDPC TPT - 4-pipe (D02)		✓	✓	Control panel	✓	2	✓
Jaga JDPC TW - 4-pipe (D12)		✓	✓	Integrated room thermostat	✓	2	-
Jaga JDPC Smart BMS - 4-pipe (D22)		✓	✓	Room thermostat	-	2	-

BRIZA 12 WALL-MOUNTED MODEL 4-PIPE

HEIGHT	LENGTH	TYPE	CONTROL VOLTAGE	AIR FLOW	COOLING TOTAL (condensing) Room temperature 27°C	SENSIBLE COOLING (condenserend) mertemperatuur 27°C	COOLING (non-condensing) Room temperature 27°C	HEATING Room temperature 20°C				SOUND PRESSURE LEVEL	POWER CONSUMPTION	ORDER CODE
H	L	T	U		7/12	7/12	16/18	35/30	45/40	50/45	55/45			
mm	mm	mm	V	m³/h	Watts	Watts	Watts	Watts	Watts	Watts	Watts	dB(A)	Watts	
BZMW 410	750	12	2	29	228	161	92	173	314	384	416	18.5	1.8	BZMW 041 075 12 XXX 4 L CL DDD
			4	61	267	191	109	208	378	462	501	29.4	3.0	
			6	86	308	223	128	235	426	522	566	31.3	4.8	
			8	116	353	259	149	277	504	616	668	37.3	8.0	
			10	143	402	298	171	331	601	735	797	42.5	13.7	
	950	12	2	52	364	257	148	300	544	666	722	24.0	2.0	BZMW 041 095 12 XXX 4 L CL DDD
			4	92	430	308	177	334	607	742	805	30.0	3.4	
			6	144	492	356	204	378	688	842	912	36.8	5.7	
			8	194	564	413	237	445	808	989	1072	41.5	8.4	
			10	229	662	491	282	544	989	1211	1312	44.5	14.4	
	1250	12	2	73	592	418	240	476	865	1059	1148	24.6	2.3	BZMW 041 125 12 XXX 4 L CL DDD
			4	149	673	482	276	535	973	1190	1290	30.2	4.1	
			6	220	765	554	318	611	1111	1359	1473	37.0	7.4	
			8	278	884	648	372	717	1302	1594	1727	42.5	12.6	
			10	364	1051	780	447	864	1570	1922	2083	47.0	20.9	
	1450	12	2	89	717	507	291	589	1070	1310	1420	25.7	2.5	BZMW 041 145 12 XXX 4 L CL DDD
			4	158	840	601	345	674	1224	1498	1623	30.5	4.5	
			6	227	964	698	400	772	1403	1717	1860	37.3	9.0	
			8	289	1114	816	468	901	1637	2004	2171	43.0	17.0	
			10	382	1312	973	558	1078	1958	2397	2597	47.0	28.8	
BZMW 550	750	12	2	27	340	240	138	151	274	336	364	19.2	1.6	BZMW 055 075 12 XXX 4 L CL DDD
			4	67	396	284	163	172	313	383	415	25.2	2.2	
			6	107	464	336	193	193	350	428	464	32.2	3.6	
			8	137	531	389	223	228	415	508	550	38.1	6.3	
			10	171	586	434	249	273	496	606	657	42.5	10.3	
	950	12	2	72	555	392	225	247	450	550	596	23.0	2.1	BZMW 055 095 12 XXX 4 L CL DDD
			4	123	654	468	268	276	501	614	665	27.8	3.4	
			6	168	764	554	318	309	562	688	745	34.4	5.9	
			8	228	873	640	367	366	666	815	883	39.9	10.0	
			10	257	969	719	412	449	815	998	1081	43.5	15.6	
	1250	12	2	112	865	612	351	388	706	864	936	23.1	2.3	BZMW 055 125 12 XXX 4 L CL DDD
			4	183	1038	743	426	445	809	990	1072	29.1	4.2	
			6	260	1224	887	509	505	917	1122	1216	36.5	7.5	
			8	328	1401	1027	589	594	1079	1320	1431	42.5	12.8	
			10	385	1546	1147	658	712	1295	1584	1717	46.5	22.3	
	1450	12	2	126	1126	797	457	490	890	1090	1181	25.0	2.7	BZMW 055 145 12 XXX 4 L CL DDD
			4	228	1302	932	534	555	1009	1235	1339	30.8	5.2	
			6	304	1521	1102	632	635	1153	1412	1530	37.5	9.1	
			8	393	1742	1277	732	741	1347	1649	1787	42.8	16.0	
			10	462	1928	1430	820	889	1615	1976	2142	46.5	27.3	

Output measured in accordance with EN 16430
Noise measurement according to ISO 3741:2010, at a 2-m distance from the unit and with an assumed room attenuation of 8 dB(A)/room volume 100 m³ / reverberation time 0.5 sec.
Calculation for other temperatures: jaga.com/selection-tools

BRIZA 22 WALL-MOUNTED MODEL 2-PIPE

SOON AVAILABLE
Plug & Play Smart BMS

STANDARD DELIVERY

Coreline: Classic casing with sleek top grille of fine slats across the full width of the unit.
Baseline: Simple and sleek casing with a powerful black-lined exhaust grille featuring a honeycomb texture

- coated casing made from Sendzimir galvanised steel sheet
- sturdy casing manufactured from electro-galvanised steel
- condensation trap with drain connection
- aluminium-copper heat exchangers with hydrophilic coating
- centrifugal fan(s) with twin inlet
- replaceable polypropylene dust filter (class G2)

Baseline
- coated back panel made from Sendzimir galvanised sheet steel
- interior pre-mounted on the back panel (supplied with insulation)
- coated aluminium air outlet vent with honeycomb grille coated jet black

PLUG & PLAY
- integrated 230V power supply
- pre-assembled connection set
- temperature control according to selected Plug & Play version

COLOURS

Casing
Standard colours
- traffic white RAL 9016 (133), soft touch lightly structured satin finish
- sandblast grey (001), fine texture metallic lak
- off-black (145), soft touch lightly-textured satin lacquer

Other colours
see Jaga colour chart

Back panel Baseline
jet black (104), soft touch lightly structured satin powder coating

Air outlet vent Baseline
jet black (104), soft touch lightly structured satin powder coating

CONNECTION

Standard
- hydronic connections on the left, G 3/4" connection
- clamp connector for electric connection 230 VAC, to connect via an external power supply, on the right hand side.

Optional
Hydronic right, electric left. Connection code **RL** instead of **LR**
No surcharge.

ORDER CODE

BAMW 063 090 22 XXX XX 2 LR CL G2 DDD

- No Jaga JDPC control system: (leave blank)
- Jaga JDPC BMS: D03
- Jaga JDPC ACO D09
- Jaga JDPC TPT: D01
- Jaga JFFC TW: D11 TW
- Jaga JDPC SMART BMS 100 TW: D21 TW
- Jaga JDPC SMART BMS 100 TB: D21 TB
- Jaga JDPC SMART BMS 200 W: D21 2W

Version:
- Coreline: CL
- Baseline: BL

Model: BT, FT, BF, FF
Colour
Length

AVAILABLE AS AN OPTION

- factory-fitted Jaga JDPC controller unit: Jaga JDPC BMS (D03) or Jaga JDPC ACO (D09)
- valve set: set 301 (with thermo-electric motor) or set 302 (with 2 lockshields)
- stainless steel flexible connections (in pairs)
- thermostat (0-10V) outside the unit

Baseline
BT *(Bottom-Top)*

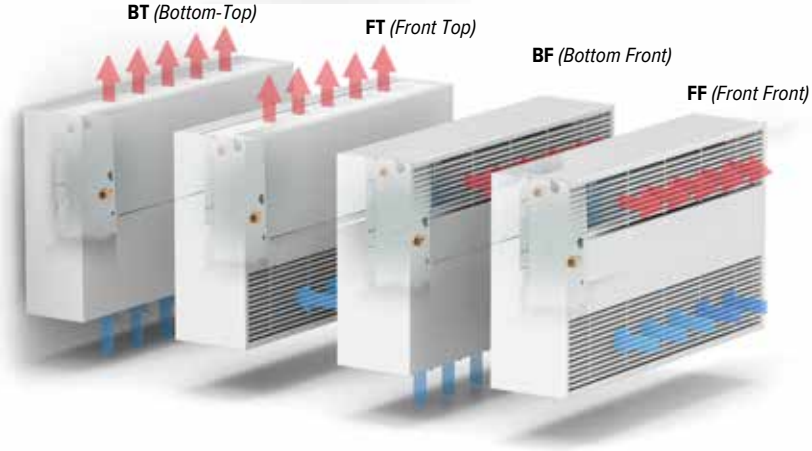

BT *(Bottom-Top)*
FT *(Front Top)*
BF *(Bottom Front)*
FF *(Front Front)*
Coreline

CONTROL

STANDARD CONTROL SYSTEM: NO JAGA JDPC CONTROL
The fan can be directly controlled via an external 0-10V control signal (thermostat or BMS/domotica). In this case, there is no water temperature sensor, so the fan can start independently of the heat exchanger water temperature.

Optional factory-fitted Jaga JDPC control
A fan convector can optionally be fitted with a JDPC (Jaga Dynamic Product Controller). This controller features an integrated water temperature sensor on the heat exchanger, serving as enablement protection for the fan. The fan only starts when the water temperature suits the requested operating mode. This prevents cold air in heating mode and warm air in cooling mode.

CODE	POSITION	VALVE SET (PRE-MOUNTEND)	POWER SUPPLY (PRE-MOUNTEND)	CONTROL	EXTERNAL 0-10 V CONTROL	WATER TEMPERATURE SENSOR	AIR TEMPERATURE SENSOR
Jaga JDPC BMS - 2-pipe (D03)		-	-	-	✓	1	-
Jaga JDPC ACO - 2-pipe (D09)		-	-	Control panel	-	1	✓
Jaga JDPC TPT - 2-pipe (D01)		✓	✓	Control panel	✓	1	-
Jaga JDPC TW - 2-pipe (D11)		✓	✓	Integrated room thermostat	✓	1	✓
Jaga JDPC Smart BMS - 2-pipe (D21)		✓	✓	Room thermostat	-	1	-

BRIZA 22 WALL-MOUNTED MODEL 2-PIPE

	HEIGHT	LENGTH	TYPE	MAX. MEASURED CURRENT	CONTROL VOLTAGE	AIR FLOW	COOLING TOTAL (condensing) Room temperature 27°C	SENSIBLE COOLING (condensing) Room temperature 27°C	COOLING (non-condensing) Room temperature 27°C	HEATING Room temperature 20°C				SOUND PRESSURE LEVEL	POWER CONSUMPTION	ORDER CODE
	H	L	T	I	U		7/12	7/12	16/18	35/30	45/40	50/45	55/45			
	mm	mm		A	V	m^3/h	Watts	Watts	Watts	Watts	Watts	Watts	Watts	dB(A)	Watts	
BAMW	630	900	22	0.06	2	116	872	623	338	461	848	1042	1131	25,5	3.6	BAMW 063 090 22 XXX BT 2 LR CL G2 DDD
	590			0.09	4	221	1560	1116	605	839	1545	1898	2061	35,0	8.3	059 BL
				0.16	6	308	2008	1436	779	1101	2025	2489	2702	42,5	16.1	
				0.26	8	391	2412	1725	935	1331	2450	3011	3269	46,5	29.0	
				0.36	10	434	2645	1891	1026	1456	2679	3293	3575	51,0	38.2	
		1100	22	0.05	2	155	1279	915	446	665	1194	1456	1575	20,5	3.5	BAMW 063 110 22 XXX BT 2 LR CL G2 DDD
				0.09	4	284	2209	1579	771	1190	2137	2605	2819	29,5	8.3	059 BL
				0.17	6	396	2933	2097	1023	1593	2861	3488	3774	39,0	16.7	
				0.29	8	503	3543	2533	1236	1929	3463	4222	4568	45,0	30.1	
				0.41	10	591	3991	2853	1392	2171	3898	4752	5141	49,0	43.8	
		1300	22	0.05	2	215	1616	1155	636	813	1505	1854	2014	22,0	3.8	BAMW 063 130 22 XXX BT 2 LR CL G2 DDD
				0.10	4	359	2804	2005	1104	1435	2655	3270	3552	29,5	9.3	059 BL
				0.19	6	491	3767	2694	1483	1942	3594	4426	4808	37,0	19.1	
				0.33	8	614	4557	3258	1794	2361	4370	5381	5846	42,5	33.5	
				0.44	10	703	5060	3618	1992	2631	4869	5997	6515	46,5	47.8	
		1600	22	0.12	2	290	1930	1380	694	1180	2135	2609	2826	28,0	7.0	BAMW 063 160 22 XXX BT 2 LR CL G2 DDD
				0.19	4	534	3345	2392	1203	2038	3689	4509	4884	36,0	16.6	059 BL
				0.31	6	730	4439	3174	1597	2667	4827	5899	6390	43,0	33.9	
				0.48	8	931	5524	3949	1987	3256	5893	7203	7802	49,0	59.4	
				0.64	10	1065	6224	4450	2239	3617	6546	8000	8665	52,5	83.5	
		1900	22	0.08	2	341	2112	1510	737	1193	2143	2612	2826	25,0	7.0	BAMW 063 190 22 XXX BT 2 LR CL G2 DDD
				0.15	4	614	3823	2733	1334	2133	3830	4668	5051	34,0	16.9	059 BL
				0.31	6	860	5322	3805	1857	2952	5301	6462	6992	41,0	34.8	
				0.55	8	1088	6670	4769	2327	3686	6620	8069	8731	47,0	61.8	
				0.73	10	1247	7595	5430	2650	4188	7520	9167	9919	51,0	89.2	
		2250	22	0.15	2	477	3594	2570	1266	1936	3479	4242	4590	31,5	10.7	BAMW 063 225 22 XXX BT 2 LR CL G2 DDD
				0.26	4	845	6194	4428	2181	3341	6005	7322	7924	39,0	25.0	059 BL
				0.47	6	1170	8360	5977	2944	4522	8128	9911	10725	46,5	50.1	
				0.77	8	1477	10291	7358	3624	5584	10035	12237	13242	52,0	87.9	
				1.00	10	1670	11446	8183	4031	6223	11184	13638	14758	55,0	125.3	

Output measured in accordance with EN 1397
Noise measurement according to ISO 3741:2010, at a 2-m distance from the unit and with an assumed room attenuation of 8 dB(A)/room volume 100 m^3 / reverberation time 0.5 sec.
Calculation for other temperatures: jaga.com/selection-tools

BRIZA 22 WALL-MOUNTED MODEL 4-PIPE

SOON AVAILABLE
Plug & Play Smart BMS

STANDARD DELIVERY

Coreline: Classic casing with sleek top grille of fine slats across the full width of the unit.

- coated casing made from Sendzimir galvanised steel sheet
- sturdy casing manufactured from electro-galvanised steel
- condensation trap with drain connection
- aluminium-copper heat exchangers with hydrophilic coating
- centrifugal fan(s) with twin inlet
- replaceable polypropylene dust filter (class G2)

PLUG & PLAY
- integrated 230V power supply
- pre-mounted connection sets
- temperature control according to selected Plug & Play version

COLOURS

Casing

Standard colours
- traffic white RAL 9016 (133), soft touch lightly structured satin finish
- sandblast grey (001), fine texture metallic lak
- off-black (145), soft touch lightly-textured satin lacquer

Other colours
see Jaga colour chart

CONNECTION

Standard
- hydronic connections on the left
  large heat exchanger: G 3/4" connection
  small heat exchanger: G 1/2" connection
- clamp connector for electric connection 230 VAC, to connect via an external power supply, on the right hand side.

Optional
Hydronic right, electric left. Connection code **RL** instead of **LR**
No surcharge.

ORDER CODE

BAMW 063 090 22 XXX XX 4 LR CLG2 DDD

- No Jaga JDPC control system: (leave blank)
- Jaga JDPC BMS: D04
- Jaga JDPC ACO D10
- Jaga JDPC TPT: D02
- Jaga JFFC TW: D12 TW
- Jaga JDPC SMART BMS 100 TW: D22 TW
- Jaga JDPC SMART BMS 100 TB: D22 TB
- Jaga JDPC SMART BMS 200 W: D22 2W

Model: BT, FT, BF, FF
Colour
Length

AVAILABLE AS AN OPTION

- factory-fitted Jaga JDPC controller unit:
  Jaga JDPC BMS (D04) or Jaga JDPC ACO (D10)
- valve set: set 301 and 98 (with thermo-electric motor) or
  set 302 and 99 (with 2 lockshields)
- 2 x stainless steel flexible connections (in pairs)
- thermostat (0-10V) outside the unit

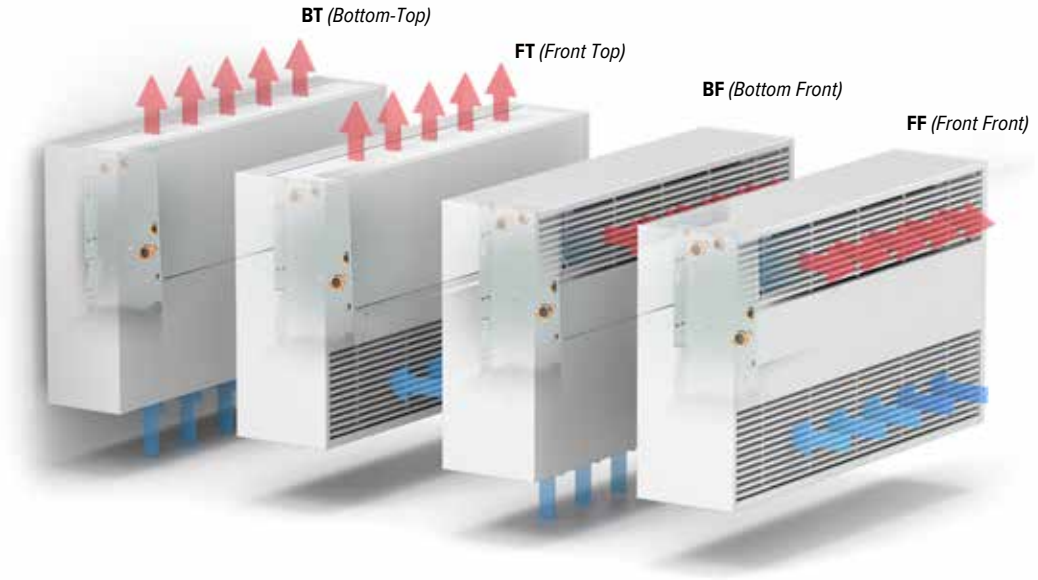

CONTROL

STANDARD CONTROL SYSTEM: NO JAGA JDPC CONTROL
The fan can be directly controlled via an external 0-10V control signal (thermostat or BMS/domotica). In this case, there is no water temperature sensor, so the fan can start independently of the heat exchanger water temperature.

Optional factory-fitted Jaga JDPC control
A fan convector can optionally be fitted with a JDPC (Jaga Dynamic Product Controller). This controller features an integrated water temperature sensor on the heat exchanger, serving as enablement protection for the fan. The fan only starts when the water temperature suits the requested operating mode. This prevents cold air in heating mode and warm air in cooling mode.

CODE	POSITION	VALVE SET (PRE-MOUNTEND)	POWER SUPPLY (PRE-MOUNTEND)	CONTROL	EXTERNAL 0-10 V CONTROL	WATER TEMPERATURE SENSOR	AIR TEMPERATURE SENSOR
Jaga JDPC BMS - 4-pipe (D04)		-	-	-	✓	2	-
Jaga JDPC ACO - 4-pipe (D10)		-	-	Control panel	-	2	✓
Jaga JDPC TPT - 4-pipe (D02)		✓	✓	Control panel	✓	2	✓
Jaga JDPC TW - 4-pipe (D12)		✓	✓	Integrated room thermostat	✓	2	-
Jaga JDPC Smart BMS - 4-pipe (D22)		✓	✓	Room thermostat	-	2	-

BRIZA 22 WALL-MOUNTED MODEL 4-PIPE

HEIGHT	LENGTH	TYPE	MAX. MEASURED CURRENT	CONTROL VOLTAGE	AIR FLOW	COOLING TOTAL (condensing) Room temperature 27°C	SENSIBLE COOLING (condensing) Room temperature 27°C	COOLING (non-condensing) Room temperature 27°C	HEATING Room temperature 20°C				SOUND PRESSURE LEVEL	POWER CONSUMPTION	ORDER CODE
H	L	T	I	U		7/12	7/12	16/18	35/30	45/40	50/45	55/45			
mm	mm	mm	A	V	m^3/h	Watts	Watts	Watts	Watts	Watts	Watts	Watts	dB(A)	Watts	
BAMW 630	**900**	**22**	0.06	**2**	116	872	623	338	264	520	653	716	25,5	3,6	BAMW 063 090 22 XXX BT 4 LR CL G2 DDD
590			0.09	**4**	221	1560	1116	605	360	708	890	974	35,0	8,3	059 BL
			0.16	**6**	308	2008	1436	779	431	847	1065	1167	42,5	16,1	
			0.26	**8**	391	2412	1725	935	491	965	1213	1329	46,5	29,0	
			0.36	**10**	434	2645	1891	1026	519	1021	1283	1406	51,0	38,2	
	1100	**22**	0.05	**2**	155	1279	915	446	307	603	758	830	20,5	3,5	BAMW 063 110 22 XXX BT 4 LR CL G2 DDD
			0.09	**4**	284	2209	1579	771	487	958	1204	1318	29,5	8,3	059 BL
			0.17	**6**	396	2933	2097	1023	608	1196	1503	1646	39,0	16,7	
			0.29	**8**	503	3543	2533	1236	696	1369	1721	1885	45,0	30,1	
			0.41	**10**	591	3991	2853	1392	752	1478	1858	2035	49,0	43,8	
	1300	**22**	0.05	**2**	215	1616	1155	636	429	847	1067	1170	22,0	3,8	BAMW 063 130 22 XXX BT 4 LR CL G2 DDD
			0.10	**4**	359	2804	2005	1104	632	1250	1574	1725	29,5	9,3	059 BL
			0.19	**6**	491	3767	2694	1483	777	1536	1934	2120	37,0	19,1	
			0.33	**8**	614	4557	3258	1794	881	1741	2193	2404	42,5	33,5	
			0.44	**10**	703	5060	3618	1992	940	1858	2340	2565	46,5	47,8	
	1600	**22**	0.12	**2**	290	1930	1380	694	767	1484	1855	2027	28,0	7,0	BAMW 063 160 22 XXX BT 4 LR CL G2 DDD
			0.19	**4**	534	3345	2392	1203	1059	2048	2560	2798	36,0	16,6	059 BL
			0.31	**6**	730	4439	3174	1597	1262	2440	3050	3333	43,0	33,9	
			0.48	**8**	931	5524	3949	1987	1440	2785	3481	3805	49,0	59,4	
			0.64	**10**	1065	6224	4450	2239	1542	2983	3729	4075	52,5	83,5	
	1900	**22**	0.08	**2**	341	2112	1510	737	725	1390	1732	1891	25,0	7,0	BAMW 063 190 22 XXX BT 4 LR CL G2 DDD
			0.15	**4**	614	3823	2733	1334	1135	2176	2712	2960	34,0	16,9	059 BL
			0.31	**6**	860	5322	3805	1857	1466	2810	3502	3822	41,0	34,8	
			0.55	**8**	1088	6670	4769	2327	1738	3332	4152	4533	47,0	61,8	
			0.73	**10**	1247	7595	5430	2650	1910	3661	4563	4981	51,0	89,2	
	2250	**22**	0.15	**2**	477	3594	2570	1266	1211	2326	2901	3167	31,5	10,7	BAMW 063 225 22 XXX BT 4 LR CL G2 DDD
			0.26	**4**	845	6194	4428	2181	1798	3454	4307	4703	39,0	25,0	059 BL
			0.47	**6**	1170	8360	5977	2944	2246	4314	5381	5875	46,5	50,1	
			0.77	**8**	1477	10291	7358	3624	2608	5009	6247	6821	52,0	87,9	
			1.00	**10**	1670	11446	8183	4031	2805	5387	6718	7335	55,0	125,3	

Output measured in accordance with EN 1397
Noise measurement according to ISO 3741:2010, at a 2-m distance from the unit and with an assumed room attenuation of 8 dB(A)/room volume 100 m^3 / reverberation time 0.5 sec.
Calculation for other temperatures: jaga.com/selection-tools

jaga

CLIMATE
DESIGNERS

BUILT-IN CEILING

BRIZA BUILT-IN CEILING

We aim to bring our fan convectors to market as installation-ready as possible. Where previously only a water supply connection was needed, today there is also a power supply, electronic control and thermostat connection required. For your installation convenience, we have developed a Plug & Play range. The same high-quality performance, but with all connections pre-assembled. Order with confidence for effortless installation!

DIFFERENT TEMPERATURE SETTINGS

PLUG & PLAY — Complete unit with temperature regulation, valve set and power supply

JAGA JDPC SMART BMS JRT

Room temperature control via a Jaga WiFi thermostat mounted in the room (surface-mounted or recessed thermostat)

Ordering example Briza
Height 38 cm, Length 52 cm

BZBC 038 052 L D21 TW
D21 TB
D21 2W

JAGA JDPC SMART BMS JRT C

Room temperature control via a Jaga WiFi thermostat mounted in the room (surface-mounted or recessed thermostat)

Ordering example Briza
Height 38 cm, Length 52 cm

BZBC 038 052 L D25 TW
D25 TB
D25 2W

HYDRONIC CONNECTION (left)
pre-assembled valves, connection Eurocone 3/4”

ELECTRICAL CONNECTION
Clamp connector for electrical connection 24 VDC on the right, via 230 VAC power supply to be connected

TEMPERATURE REGULATION
temperature control via control panel, integrated (WiFi) thermostat, or external (WiFi) thermostat

CONDENSATE PUMP

BRIZA BUILT-IN CEILING

CONFIGURABLE UNIT	Configure your unit to suit your installation and requirements, the system is delivered unassembled.		
	BRIZA 12	**BRIZA 22**	**BRIZA 26**
1. Select your unit based on dimensions and heat output	ex. **BZBC 038 052 12 2 L DDD**	ex. **BABC 055 055 22 BT 2 LR G2 DDD**	ex. **BBBC 056 125 26 BT 4 LR G2 DDD**
2. Choose the desired control system	No Jaga JDPC control system, Jaga JDPC BMS: D03 (2 P) / D04 (4P) Jaga JDPC On / Off: D07 (2P) / D08 (4P)	No Jaga JDPC control system, Jaga JDPC BMS: D03 (2 P) / D04 (4P) Jaga JDPC On / Off: D07 (2P) / D08 (4P)	No Jaga JDPC control system, Jaga JDPC BMS: D03 (2 P) / D04 (4P) Jaga JDPC On / Off: D07 (2P) / D08 (4P)
3. Choose the desired power supply	power supply or DIN rail power supply based on electrical power consumption	(24 V power supply included with the selected Jaga JDPC control)	(24 V power supply included with the selected Jaga JDPC control)
4. Choose the desired valve set(s)	set 295 (with thermo-electric motor) or set 290 (with 2 lockshields)	set 301 and 98 (with thermo-electric motor or set 302 and 99 (with 2 lockshields)	set 301 and 98 (with thermo-electric motor or set 302 and 99 (with 2 lockshields)



BRIZA 12 BUILT-IN CEILING

DIMENSIONS *(in mm)*

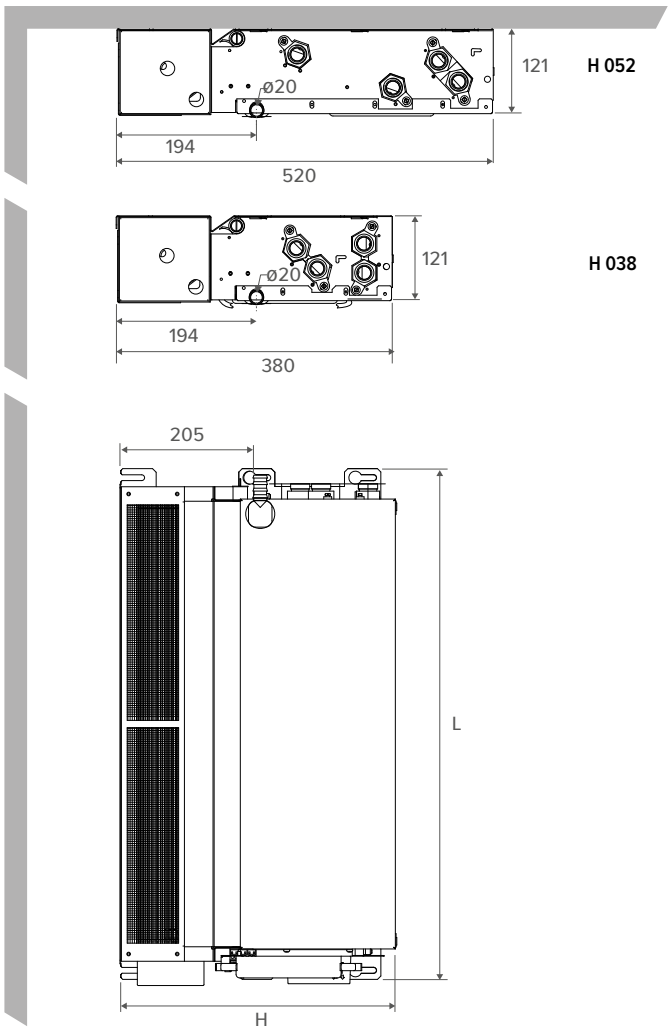

HYDRONIC CONNECTION

Height 038 *2-pipe*

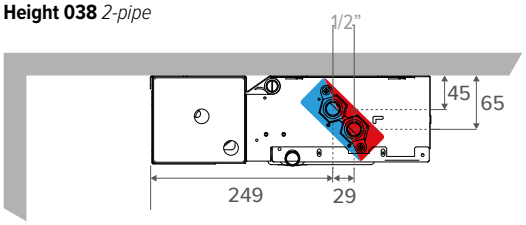

Height 038 *4-pipe*

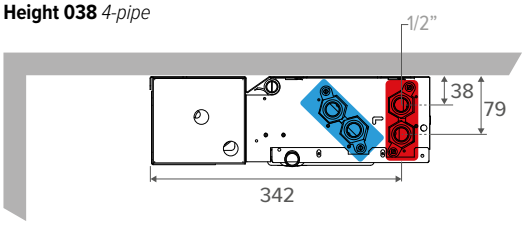

Height 052 *2-pipe*

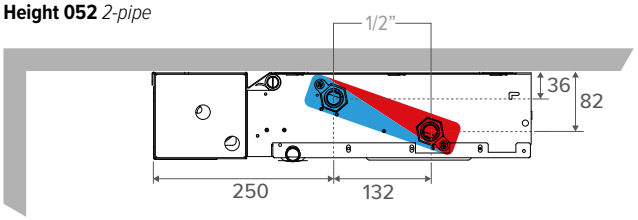

Height 052 *4-pipe*

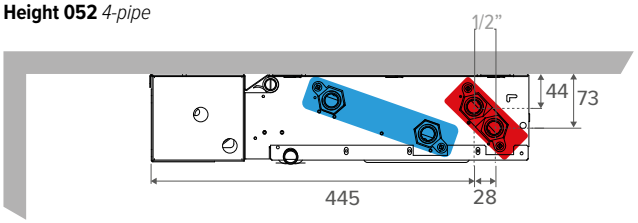

FREE SPACE

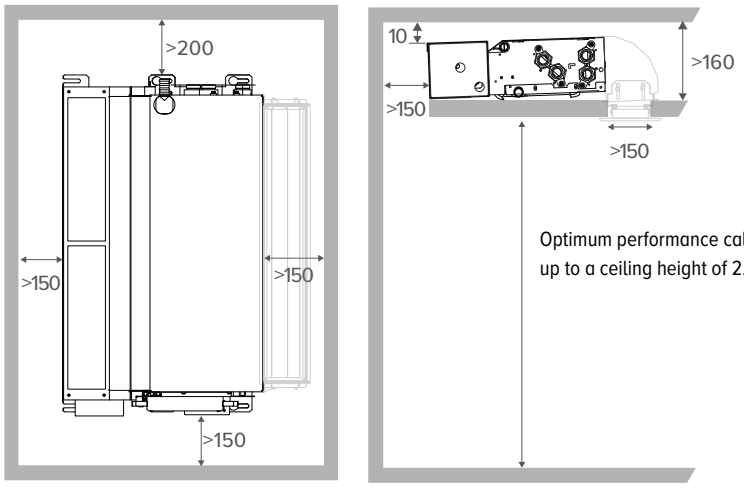

BRIZA 22 BUILT-IN CEILING

DIMENSIONS *(in mm)*

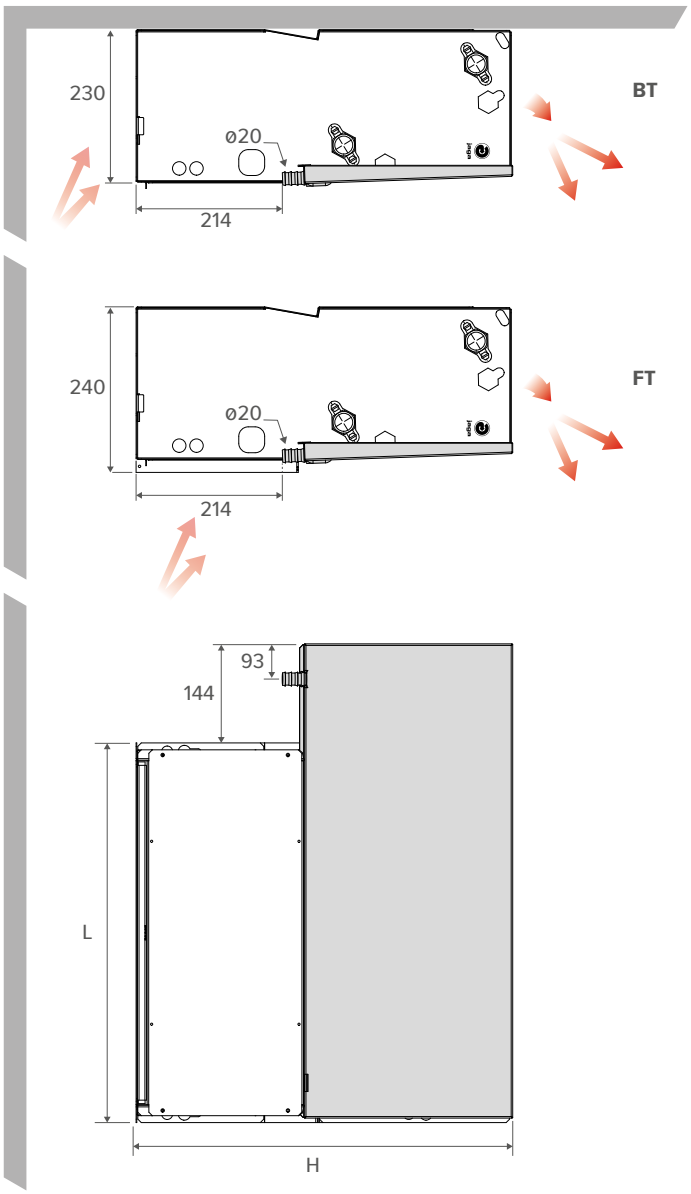

HYDRONIC CONNECTION

2-pipe

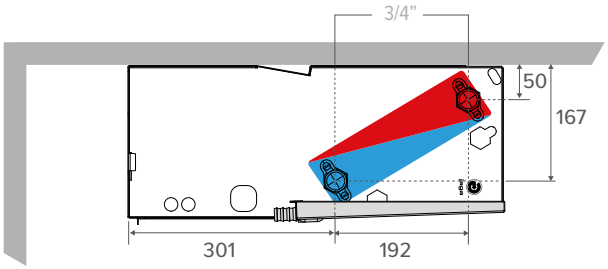

4-pipe

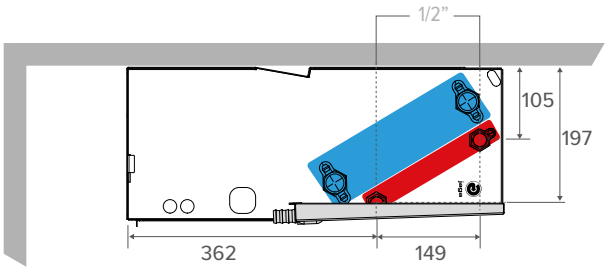

FREE SPACE

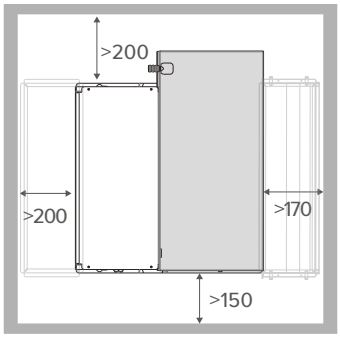

BT

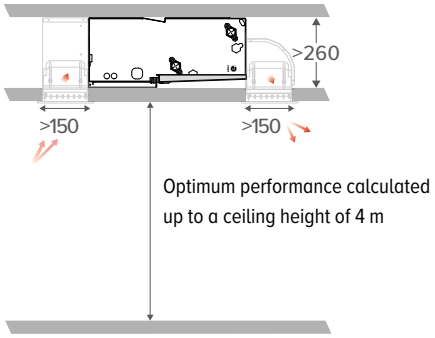

FT

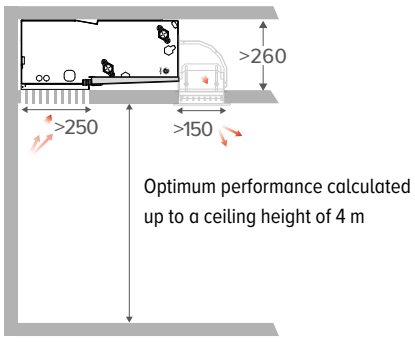

BRIZA 26 BUILT-IN CEILING

DIMENSIONS *(in mm)*

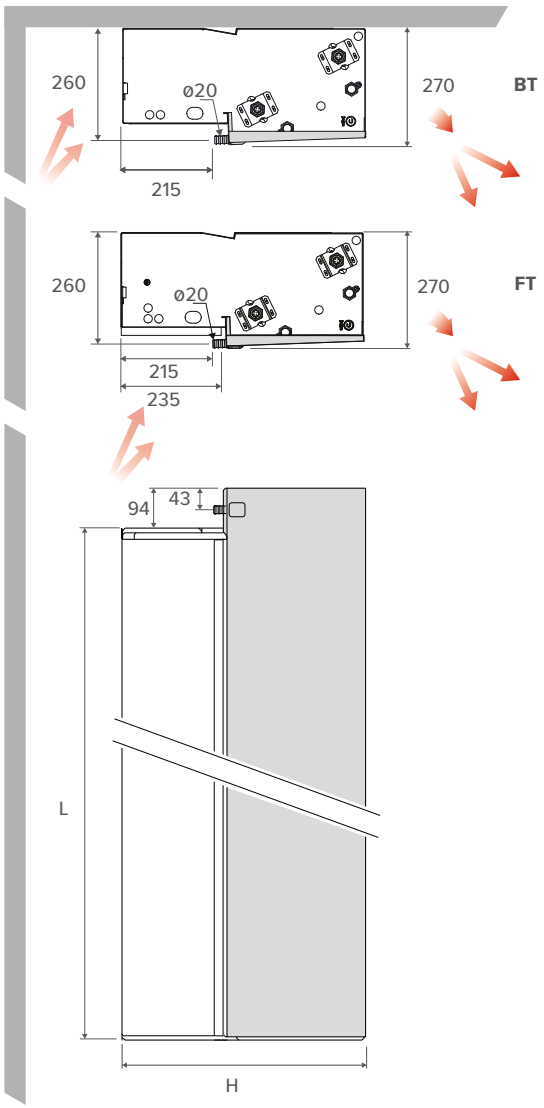

HYDRONIC CONNECTION

2-pipe

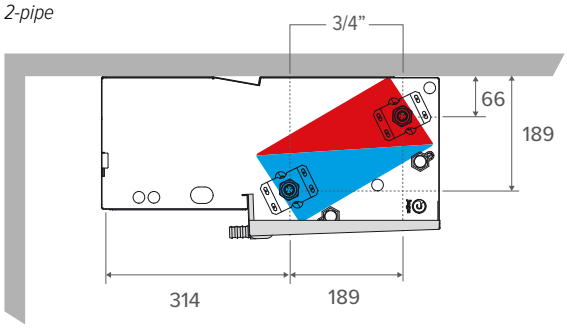

4-pipe

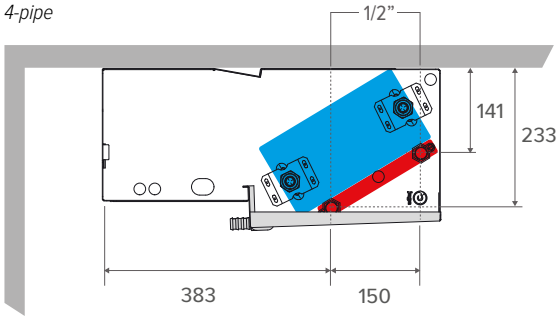

FREE SPACE

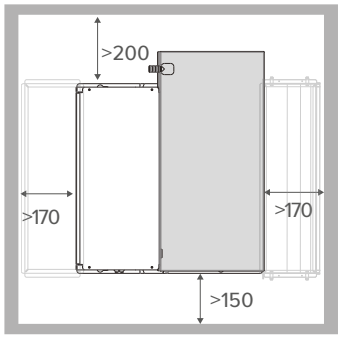

BT

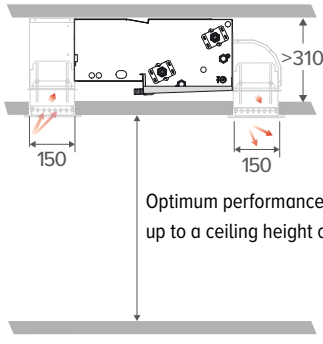

Optimum performance calculated up to a ceiling height of 4 m

FT

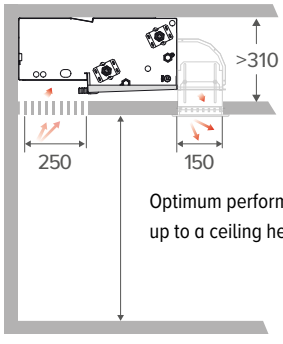

Optimum performance calculated up to a ceiling height of 4 m

BRIZA BUILT-IN CEILING

Required for Deep Cooling
Condensing cooling with a ceiling-mounted model?
Add a condensate pump to your order!

CONDENSATE PUMP

CODE	BRIZA 12	BRIZA 22	BRIZA 26
8773 0101	✓	✓	✓

CONDENSATE TRAY WITH OUTLET SPIGGOT Ø 2 CM

CODE	for Briza 12 H	BRIZA 12	BRIZA 22	BRIZA 26
5127 000 100 01	038	✓	-	-
5127 000 100 02	052	✓	-	-

CONDENSATE LEVEL SENSOR

sensor for monitoring the condensate level in the condensate collector

CODE	BRIZA 12	BRIZA 22	BRIZA 26
5127 000 100 03	✓	✓	✓

MOUNTING BRACKET FOR LEVEL SENSOR



bracket for mounting the level sensor in the condensate tray

CODE	BRIZA 12	BRIZA 22	BRIZA 26
8776 0701		✓	✓

BRIZA 12 BUILT-IN CEILING 2-PIPE

STANDARD DELIVERY
- condensation trap with drain connection
- aluminium-copper heat exchanger with hydrophilic coating
- sturdy casing manufactured from electro-galvanised steel
- tangential EC fan(s)
- stainless steel air filter

PLUG & PLAY
- integrated 230V power supply
- pre-assembled connection set
- temperature control according to selected Plug & Play version

CONNECTION

Standard
- hydronic connections on the left
  G 1/2" connection
- clamp connection for electrical wiring, standard on right side, connects via external 24VDC power supply

Optional

Hydronic right, electric left:
Connection code **R** instead of **L**. No surcharge.

ORDER CODE

BZBC 038 052 12 2 L DDD

- *No Jaga JDPC control system: (leave blank)*
- *Jaga JDPC BMS: D03*
- *Jaga JDPC On / Off: D07*
- *Jaga JDPC SMART BMS 100 TW: D21 TW*
- *Jaga JDPC SMART BMS 100 TB: D21 TB*
- *Jaga JDPC SMART BMS 200 W: D21 2W*
- *Jaga JDPC SMART BMS C 100 TW: D25 TW*
- *Jaga JDPC SMART BMS C 100 TB: D25 TB*
- *Jaga JDPC SMART BMS C 200 W: D25 2W*
- *Length*
- *Height*

AVAILABLE AS AN OPTION
- factory-fitted Jaga JDPC controller unit:
  Jaga JDPC BMS (D03) or Jaga JDPC On / Off (D07)
- valve set: set 295 (with thermo-electric motor) or set 290 (with 2 lockshields)
- stainless steel flexible connections (in pairs)
- power supply: waterproof power supply or DIN-rail power supply
- thermostat (0-10V) outside the unit



Height 052 *2-pipe*

Height 038 *2-pipe*

CONTROL

STANDARD CONTROL SYSTEM: NO JAGA JDPC CONTROL

The fan can be directly controlled via an external 0-10V control signal (thermostat or BMS/domotica). In this case, there is no water temperature sensor, so the fan can start independently of the heat exchanger water temperature.

Optional factory-fitted Jaga JDPC control

A fan convector can optionally be fitted with a JDPC (Jaga Dynamic Product Controller). This controller features an integrated water temperature sensor on the heat exchanger, serving as enablement protection for the fan. The fan only starts when the water temperature suits the requested operating mode. This prevents cold air in heating mode and warm air in cooling mode.

CODE	POSITION	PRE-MOUNTEND			CONTROL	EXTERNAL 0-10 V CONTROL	WATER TEMPERATURE SENSOR	AIR TEMPERATURE SENSOR
		VALVE SET	POWER SUPPLY	CONDENSATE PUMP				
Jaga JDPC BMS - 2-pipe (D03)		-	-	-	-	✓	1	-
Jaga JDPC On / Off - 2-pipe (D07)		-	-	-	-	-	1	-
Jaga JDPC SMART BMS - 2-pipe (D21)		✓	✓	-	Room thermostat	-	1	-
Jaga JDPC SMART BMS C - 2-pipe (D25)		✓	✓	✓	ROOM THERMOSTAT	-	1	-

BRIZA 12 BUILT-IN CEILING 2-PIPE

HEIGHT	LENGTH	TYPE	CONTROL VOLTAGE	AIR FLOW	COOLING TOTAL (condensing) Room temperature 27°C	SENSIBLE COOLING (condensing) Room temperature 27°C	COOLING (non-condensing) Room temperature 27°C	HEATING Room temperature 20°C				SOUND PRESSURE LEVEL	POWER CONSUMPTION	WEIGHT	WATER CONTENT	ORDER CODE
H	L	T	U		7/12	7/12	16/18	35/30	45/40	50/45	55/45					
mm	mm		V	m^3/h	Watts	Watts	Watts	Watts	Watts	Watts	Watts	dB(A)	Watts	kg	L	
BZBC 380	520	12	2	70	279	197	113	247	450	550	596	19.0	1.6	7.0	0.166	BZBC 038 052 12 2 L DDD
			4	111	347	248	142	285	517	633	686	25.2	2.6			
			6	155	415	301	172	324	589	721	781	32.5	4.3			
			8	196	484	355	203	379	688	842	912	39.0	7.2			
			10	235	553	410	235	454	826	1010	1095	44.0	13.0			
	720	12	2	119	488	345	198	401	728	891	966	21.5	2.5	9.0	0.270	BZBC 038 072 12 2 L DDD
			4	189	570	408	234	490	891	1090	1182	27.5	4.3			
			6	245	668	484	277	519	944	1155	1252	34.9	7.2			
			8	315	782	573	329	609	1106	1354	1467	40.7	11.5			
			10	380	911	676	387	748	1358	1662	1802	45.0	18.0			
	1020	12	2	160	804	569	326	644	1171	1433	1553	23.1	2.6	13.0	0.433	BZBC 038 102 12 2 L DDD
			4	243	899	644	369	790	1435	1756	1903	30.0	4.8			
			6	328	1039	753	432	844	1533	1876	2033	38.0	8.0			
			8	419	1221	895	513	989	1797	2199	2383	44.0	14.0			
			10	492	1445	1072	615	1188	2158	2641	2862	48.5	24.0			
	1220	12	2	190	967	684	392	810	1472	1801	1952	26.0	2.8	14.0	0.539	BZBC 038 122 12 2 L DDD
			4	295	1029	737	423	996	1809	2214	2399	31.4	5.5			
			6	410	1267	918	526	1063	1932	2365	2563	38.4	10.3			
			8	512	1560	1143	656	1242	2258	2763	2995	44.2	18.5			
			10	560	1795	1331	763	1480	2690	3292	3568	48.0	28.8			
BZBC 520	520	12	2	89	461	326	187	371	674	825	894	21.0	2.0	8.0	0.332	BZBC 052 052 12 2 L DDD
			4	130	541	387	222	433	787	963	1044	27.0	3.2			
			6	169	641	464	266	522	948	1161	1258	33.9	5.5			
			8	212	754	553	317	594	1079	1321	1432	39.7	9.6			
			10	250	820	608	349	672	1222	1495	1620	44.0	16.8			
	720	12	2	127	787	557	319	610	1108	1356	1470	21.8	2.2	10.0	0.540	BZBC 052 072 12 2 L DDD
			4	193	919	658	377	725	1318	1613	1748	27.2	3.6			
			6	262	1069	775	444	866	1573	1926	2087	34.6	5.7			
			8	320	1221	895	513	992	1803	2207	2392	40.8	9.6			
			10	365	1357	1006	577	1113	2023	2476	2683	45.0	15.6			
	1020	12	2	168	1252	886	508	964	1751	2143	2323	24.0	2.8	14.0	0.866	BZBC 052 102 12 2 L DDD
			4	259	1450	1038	595	1151	2091	2560	2774	30.3	5.4			
			6	353	1703	1234	708	1373	2495	3054	3309	37.7	10.0			
			8	437	1959	1436	823	1581	2874	3517	3811	43.7	18.0			
			10	513	2163	1605	920	1775	3225	3947	4277	48.0	28.8			
	1220	12	2	200	1545	1093	627	1151	2092	2560	2774	26.2	2.8	15.0	1.078	BZBC 052 122 12 2 L DDD
			4	297	1817	1300	746	1434	2605	3188	3455	32.0	5.5			
			6	396	2142	1552	890	1713	3113	3810	4130	39.0	10.0			
			8	500	2431	1782	1022	1978	3594	4399	4768	44.5	18.0			
			10	583	2702	2004	1149	2216	4026	4928	5340	48.5	28.8			

Output measured in accordance with EN 16430
Noise measurement according to ISO 3741:2010, at a 2-m distance from the unit and with an assumed room attenuation of 8 dB(A)/room volume 100 m^3 / reverberation time 0.5 sec.

Calculation for other temperatures: jaga.com/selection-tools
Discover the Jaga BIM platform: jaga.thorbiq.io/BEnl/selector/

BRIZA 12 BUILT-IN CEILING 4-PIPE

STANDARD DELIVERY
- condensation trap with drain connection
- aluminium-copper heat exchanger with hydrophilic coating
- sturdy casing manufactured from electro-galvanised steel
- tangential EC fan(s)
- stainless steel air filter

PLUG & PLAY
- integrated 230V power supply
- pre-mounted connection sets
- temperature control according to selected Plug & Play version

CONNECTION

Standard
- hydronic connections on the left
  large heat exchanger: G 1/2" connection
  small heat exchanger: G 1/2" connection
- clamp connection for electrical wiring, standard on right side, connects via external 24VDC power supply

Optional

Hydronic right, electric left:
Connection code **R** instead of **L**. No surcharge.

ORDER CODE

BZBC 038 052 12 4 L DDD

- *No Jaga JDPC control system: (leave blank)*
- *Jaga JDPC BMS: D04*
- *Jaga JDPC On / Off: D08*
- *Jaga JDPC SMART BMS 100 TW: D22 TW*
- *Jaga JDPC SMART BMS 100 TB: D22 TB*
- *Jaga JDPC SMART BMS 200 W: D22 2W*
- *Jaga JDPC SMART BMS C 100 TW: D26 TW*
- *Jaga JDPC SMART BMS C 100 TB: D26 TB*
- *Jaga JDPC SMART BMS C 200 W: D26 2W*
- *Length*
- *Height*

AVAILABLE AS AN OPTION
- factory-fitted Jaga JDPC controller unit:
  Jaga JDPC BMS (D04) or Jaga JDPC On / Off (D08)
- 2 x valve set: set 295 (with thermo-electric motor) or
  set 290 (with 2 lockshields)
- 2 x stainless steel flexible connections (in pairs)
- power supply: waterproof power supply or DIN-rail power supply
- thermostat (0-10V) outside the unit

CONTROL

STANDARD CONTROL SYSTEM: NO JAGA JDPC CONTROL

The fan can be directly controlled via an external 0-10V control signal (thermostat or BMS/domotica). In this case, there is no water temperature sensor, so the fan can start independently of the heat exchanger water temperature.

Optional factory-fitted Jaga JDPC control

A fan convector can optionally be fitted with a JDPC (Jaga Dynamic Product Controller). This controller features an integrated water temperature sensor on the heat exchanger, serving as enablement protection for the fan. The fan only starts when the water temperature suits the requested operating mode. This prevents cold air in heating mode and warm air in cooling mode.

CODE	POSITION	PRE-MOUNTEND			CONTROL	EXTERNAL 0-10 V CONTROL	WATER TEMPERATURE SENSOR	AIR TEMPERATURE SENSOR
		VALVE SET	POWER SUPPLY	CONDENSATE PUMP				
Jaga JDPC BMS - 4-pipe (D04)	❄ ❄ 🔥	-	-	-	-	✓	2	-
Jaga JDPC On / Off - 4-pipe (D08)	❄ ❄ 🔥	-	-	-	-	-	2	-
Jaga JDPC SMART BMS - 4-pipe (D22)	❄ 🔥	✓	✓	-	Room thermostat	-	2	-
Jaga JDPC SMART BMS C - 4-pipe (D26)	❄ ❄ 🔥	✓	✓	✓	Room thermostat	-	2	-

BRIZA 12 BUILT-IN CEILING 4-PIPE

HEIGHT	LENGTH	TYPE	CONTROL VOLTAGE	AIR FLOW	COOLING TOTAL (condensing) Room temperature 27°C	SENSIBLE COOLING (condensing) Room temperature 27°C	COOLING (non-condensing) Room temperature 27°C	HEATING Room temperature 20°C				SOUND PRESSURE LEVEL	POWER CONSUMPTION	WEIGHT	WATER CONTENT	ORDER CODE
H	L	T	U		7/12	7/12	16/18	35/30	45/40	50/45	55/45					
mm	mm	mm	V	m^3/h	Watts	Watts	Watts	Watts	Watts	Watts	Watts	dB(A)	Watts	kg	L	
BZBC 380	520	12	2	32	247	174	100	198	359	440	477	19.0	1.8	9.0	0.332	BZBC 038 052 12 4 L DDD
			4	67	291	208	119	227	413	505	548	25.2	3.0			
			6	95	338	245	140	261	473	579	628	32.5	4.8			
			8	128	388	285	163	304	552	676	732	39.0	8.0			
			10	157	442	328	188	363	660	808	876	44.0	13.7			
	720	12	2	57	406	287	165	332	604	739	801	21.5	2.0	11.4	0.54	BZBC 038 072 12 4 L DDD
			4	101	468	335	192	370	673	824	893	27.5	3.4			
			6	158	535	388	222	416	756	925	1003	34.9	5.7			
			8	213	619	454	260	486	883	1081	1172	40.7	8.4			
			10	252	728	540	310	598	1087	1330	1441	45.0	14.4			
	1020	12	2	80	471	666	270	520	945	1157	1254	23.1	2.3	15.7	0.866	BZBC 038 102 12 4 L DDD
			4	164	531	742	305	593	1077	1318	1428	30.0	4.1			
			6	242	607	838	348	676	1228	1503	1629	38.0	7.4			
			8	305	712	971	408	788	1433	1753	1900	44.0	12.6			
			10	400	857	1156	492	950	1726	2113	2290	48.5	20.9			
	1220	12	2	98	818	578	332	645	1172	1434	1554	26.0	2.5	17.0	1.078	BZBC 038 122 12 4 L DDD
			4	174	927	663	380	742	1348	1650	1788	31.4	4.5			
			6	249	1054	763	438	849	1543	1888	2046	38.4	9.0			
			8	318	1218	893	512	989	1797	2200	2384	44.2	17.0			
			10	420	1438	1067	612	1185	2152	2634	2855	48.0	28.8			
BZBC 520	520	12	2	30	353	250	143	158	288	352	382	21.0	1.6	10.5	0.498	BZBC 052 052 12 4 L DDD
			4	74	413	295	169	179	326	399	433	27.0	2.2			
			6	118	489	354	203	205	373	457	495	33.9	3.6			
			8	151	552	405	232	240	436	533	578	39.7	6.3			
			10	188	615	457	262	286	520	637	690	44.0	10.3			
	720	12	2	79	575	407	233	260	472	578	626	21.8	2.1	12.7	0.81	BZBC 052 072 12 4 L DDD
			4	135	684	490	281	291	529	647	702	27.2	3.4			
			6	185	805	583	334	325	591	723	784	34.6	5.9			
			8	251	921	675	387	384	697	853	925	40.8	10.0			
			10	282	1018	755	433	471	856	1047	1135	45.0	15.6			
	1020	12	2	123	941	666	382	408	742	908	984	24.0	2.3	17.0	1.299	BZBC 052 102 12 4 L DDD
			4	201	1094	783	449	468	850	1040	1128	30.3	4.2			
			6	286	1287	932	535	532	967	1183	1282	37.7	7.5			
			8	360	1462	1072	615	619	1125	1377	1493	43.7	12.8			
			10	423	1623	1204	690	748	1359	1664	1803	48.0	22.3			
	1220	12	2	139	1147	811	465	495	900	1102	1194	26.2	2.7	18.4	1.617	BZBC 052 122 12 4 L DDD
			4	251	1367	979	561	585	1062	1300	1409	32.0	5.2			
			6	334	1604	1162	666	668	1214	1486	1610	39.0	9.1			
			8	432	1832	1343	770	780	1417	1735	1880	44.5	16.0			
			10	508	2026	1502	862	933	1695	2074	2248	48.5	27.3			

Output measured in accordance with EN 16430
Noise measurement according to ISO 3741:2010, at a 2-m distance from the unit and with an assumed room attenuation of 8 dB(A)/room volume 100 m^3 / reverberation time 0.5 sec.

Calculation for other temperatures: jaga.com/selection-tools
Discover the Jaga BIM platform: jaga.thorbiq.io/BEnl/selector/

BRIZA 22 BUILT-IN CEILING 2-PIPE

SOON AVAILABLE
Plug & Play Smart BMS

STANDARD DELIVERY

- sturdy casing manufactured from electro-galvanised steel
- replaceable polypropylene dust filter (class G2)
- centrifugal fan(s) with twin inlet
- aluminium-copper heat exchanger with hydrophilic coating
- condensation trap with drain connection

PLUG & PLAY

- integrated 230V power supply
- pre-assembled connection set
- temperature control according to selected Plug & Play version

CONNECTION

Standard

- hydronic connections on the left, G 3/4" connection
- clamp connector for electric connection 230 VAC, to connect via an external power supply, on the right hand side.

Optional

Hydronic right, electric left:
Connection code **R** instead of **L**. No surcharge.

ORDER CODE

BABC 055 055 22 XX 2 LR G2 DDD

- No Jaga JDPC control system: (leave blank)
- Jaga JDPC BMS: D03
- Jaga JDPC On / Off: D07
- Jaga JDPC SMART BMS 100 TW: D21 TW
- Jaga JDPC SMART BMS 100 TB: D21 TB
- Jaga JDPC SMART BMS 200 W: D21 2W
- Jaga JDPC SMART BMS C 100 TW: D25 TW
- Jaga JDPC SMART BMS C 100 TB: D25 TB
- Jaga JDPC SMART BMS C 200 W: D25 2W

Model: BT, FT

Length

AVAILABLE AS AN OPTION

- factory-fitted Jaga JDPC controller unit:
  Jaga JDPC BMS (D03) or Jaga JDPC On / Off (D07)
- valve set: set 301 (with thermo-electric motor) or set 302 (with 2 lockshields)
- stainless steel flexible connections (in pairs)
- thermostat (0-10V) outside the unit

FT *(Front Top)*



BT *(Bottom-Top)*



CONTROL

STANDARD CONTROL SYSTEM: NO JAGA JDPC CONTROL

The fan can be directly controlled via an external 0-10V control signal (thermostat or BMS/domotica). In this case, there is no water temperature sensor, so the fan can start independently of the heat exchanger water temperature.

Optional factory-fitted Jaga JDPC control

A fan convector can optionally be fitted with a JDPC (Jaga Dynamic Product Controller). This controller features an integrated water temperature sensor on the heat exchanger, serving as enablement protection for the fan. The fan only starts when the water temperature suits the requested operating mode. This prevents cold air in heating mode and warm air in cooling mode.

CODE	POSITION	PRE-MOUNTEND			CONTROL	EXTERNAL 0-10 V CONTROL	WATER TEMPERATURE SENSOR	AIR TEMPERATURE SENSOR
		VALVE SET	POWER SUPPLY	CONDENSATE PUMP				
Jaga JDPC BMS - 2-pipe(D03)	❄ ❄ 🔥	-	-	-	-	✓	1	-
Jaga JDPC On / Off - 2-pipe (D07)	❄ ❄ 🔥	-	-	-	-	-	1	-
Jaga JDPC Smart BMS - 2-pipe (D21)	❄ 🔥	✓	✓	-	Room thermostat	-	1	-
Jaga JDPC SMART BMS C - 2-pipe (D25)	❄ ❄ 🔥	✓	✓	✓	Room thermostat	-	1	-

BRIZA 22 BUILT-IN CEILING 2-PIPE

HEIGHT H	LENGTH L	TYPE T	MAX. MEASURED CURRENT I	CONTROL VOLTAGE U	AIR FLOW	COOLING TOTAL (condensing) Room temperature 27°C	SENSIBLE COOLING (condensing) Room temperature 27°C	COOLING (non-condensing) Room temperature 27°C	HEATING Room temperature 20°C				SOUND PRESSURE LEVEL	POWER CONSUMPTION	WEIGHT	WATER CONTENT	ORDER CODE
						7/12	7/12	16/18	35/30	45/40	50/45	55/45					
mm	mm		A	V	m^3/h	Watts	Watts	Watts	Watts	Watts	Watts	Watts	dB(A)	Watts	kg	l	
BABC 550	550	22	0.06	2	134	997	719	390	532	978	1202	1305	25 5	3.7	17.0	1.2	BABC 055 055 22 XX 2 LR G2 DDD
			0.09	4	254	1725	1243	674	943	1735	2133	2315	35 0	8.7			
			0.16	6	355	2215	1596	866	1231	2265	2784	3022	42 5	17.2			
			0.26	8	450	2715	1957	1061	1503	2765	2299	3690	46 5	31.1			
			0.36	10	500	3033	2186	1185	1660	3055	3855	4076	51 0	41.1			
	750	22	0.05	2	178	1445	1041	508	766	1375	1676	1814	20 5	3.8	21.5	1.8	BABC 055 075 22 XX 2 LR G2 DDD
			0.09	4	327	2475	1784	870	1350	2424	2955	3197	29 5	8.8			
			0.17	6	456	3258	2348	1146	1787	3209	3912	4233	39 0	17.7			
			0.29	8	579	3901	2811	1372	2139	3841	4683	5067	45 0	31.9			
			0.41	10	681	4358	3141	1533	2384	4280	5218	5646	49 0	46.4			
	950	22	0.05	2	247	1882	1356	747	960	1776	2188	2377	22 0	3.9	27.0	2.2	BABC 055 095 22 XX 2 LR G2 DDD
			0.10	4	413	3189	2298	1266	1650	3054	3761	4086	29 5	9.9			
			0.19	6	565	4221	3042	1675	2200	4072	5015	5448	37 0	20.6			
			0.33	8	707	5040	3632	2000	2642	4889	6021	6541	42 5	35.9			
			0.44	10	809	5543	3995	2200	2918	5399	6649	7223	46 5	51.2			
	1250	22	0.12	2	334	2172	1565	787	1340	2426	2965	2311	28 0	7.2	35.5	3.1	BABC 055 125 22 XX 2 LR G2 DDD
			0.19	4	614	3771	2718	1367	2304	4170	5097	5520	36 0	17.5			
			0.31	6	840	4999	3603	1812	2997	5424	6630	7181	43 0	35.7			
			0.48	8	1072	6209	4475	2251	3634	6577	8038	8706	49 0	62.8			
			0.64	10	1226	6985	5034	2533	4016	7267	8882	9621	52 5	88.5			
	1550	22	0.08	2	392	2420	1744	851	1373	2466	3006	3252	25 0	7.2	44.0	4.1	BABC 055 155 22 XX 2 LR G2 DDD
			0.15	4	706	4358	3140	1533	2445	4390	5351	5790	34 0	17.8			
			0.31	6	990	6048	4359	2127	3374	6059	7386	7992	41 0	37.1			
			0.55	8	1252	7562	5450	2660	4202	7547	9199	9954	47 0	65.8			
			0.73	10	1436	8596	6195	3023	4765	8558	10432	11287	51 0	95.0			
	1900	22	0.15	2	549	4085	2943	1450	2217	3985	4859	5228	31 5	11.1	56.0	4.5	BABC 055 190 22 XX 2 LR G2 DDD
			0.26	4	972	7003	5047	2486	3812	6851	8354	9040	39 0	25.9			
			0.47	6	1347	9411	6782	3341	5140	9238	11265	12190	46 5	52.8			
			0.77	8	1700	11533	8312	4094	6323	11364	13856	14994	52 0	93.0			
			1.00	10	1922	12790	9218	4540	7030	12634	15405	16670	55 0	131.5			

Output measured in accordance with EN 1397
Noise measurement according to ISO 3741:2010, at a 2-m distance from the unit and with an assumed room attenuation of 8 dB(A)/room volume 100 m^3 / reverberation time 0.5 sec.

Calculation for other temperatures: jaga.com/selection-tools
Discover the Jaga BIM platform: jaga.thorbiq.io/BEnl/selector/

BRIZA 22 BUILT-IN CEILING 4-PIPE

SOON AVAILABLE
Plug & Play Smart BMS

STANDARD DELIVERY

- sturdy casing manufactured from electro-galvanised steel
- replaceable polypropylene dust filter (class G2)
- centrifugal fan(s) with twin inlet
- aluminium-copper heat exchanger with hydrophilic coating
- condensation trap with drain connection

PLUG & PLAY

- integrated 230V power supply
- pre-mounted connection sets
- temperature control according to selected Plug & Play version

CONNECTION

Standard

- hydronic connections on the left
  large heat exchanger: G 3/4" connection
  small heat exchanger: G 1/2" connection
- clamp connector for electric connection 230 VAC, to connect via an external power supply, on the right hand side.

Optional

Hydronic right, electric left:
Connection code **R** instead of **L**. No surcharge.

ORDER CODE

BABC 055 055 22 XX 4 LR G2 DDD

- *No Jaga JDPC control system: (leave blank)*
- *Jaga JDPC BMS: D04*
- *Jaga JDPC On / Off: D08*
- *Jaga JDPC SMART BMS 100 TW: D22 TW*
- *Jaga JDPC SMART BMS 100 TB: D22 TB*
- *Jaga JDPC SMART BMS 200 W: D22 2W*
- *Jaga JDPC SMART BMS C 100 TW: D26 TW*
- *Jaga JDPC SMART BMS C 100 TB: D26 TB*
- *Jaga JDPC SMART BMS C 200 W: D26 2W*

Model: BT, FT

Length

AVAILABLE AS AN OPTION

- factory-fitted Jaga JDPC controller unit:
  Jaga JDPC BMS (D04) or Jaga JDPC On / Off (D08)
- valve set: set 301 and 98 (with thermo-electric motor) or
  set 302 en 99 (with 2 lockshields)
- 2 x stainless steel flexible connections (in pairs)
- thermostat (0-10V) outside the unit

FT *(Front Top)*



BT *(Bottom-Top)*



CONTROL

STANDARD CONTROL SYSTEM: NO JAGA JDPC CONTROL

The fan can be directly controlled via an external 0-10V control signal (thermostat or BMS/domotica). In this case, there is no water temperature sensor, so the fan can start independently of the heat exchanger water temperature.

Optional factory-fitted Jaga JDPC control

A fan convector can optionally be fitted with a JDPC (Jaga Dynamic Product Controller). This controller features an integrated water temperature sensor on the heat exchanger, serving as enablement protection for the fan. The fan only starts when the water temperature suits the requested operating mode. This prevents cold air in heating mode and warm air in cooling mode.

CODE	POSITION	PRE-MOUNTEND			CONTROL	EXTERNAL 0-10 V CONTROL	WATER TEMPERATURE SENSOR	AIR TEMPERATURE SENSOR
		VALVE SET	POWER SUPPLY	CONDENSATE PUMP				
Jaga JDPC BMS - 4-pipe (D04)	❄ ❄ ♨	-	-	-	-	✓	2	-
Jaga JDPC On / Off - 4-pipe (D08)	❄ ❄ ♨	-	-	-	-	-	2	-
Jaga JDPC SMART BMS - 4-pipe (D22)	❄ ♨	✓	✓	-	Room thermostat	-	2	-
Jaga JDPC SMART BMS C - 4-pipe (D26)	❄ ❄ ♨	✓	✓	✓	Room thermostat	-	2	-

BRIZA 22 BUILT-IN CEILING 4-PIPE

HEIGHT	LENGTH	TYPE	MAX. MEASURED CURRENT	CONTROL VOLTAGE	AIR FLOW	COOLING TOTAL (condensing) Room temperature 27°C	SENSIBLE COOLING (condensing) Room temperature 27°C	COOLING (non-condensing) Room temperature 27°C	HEATING Room temperature 20°C				SOUND PRESSURE LEVEL	POWER CONSUMPTION	WEIGHT	WATER CONTENT	ORDER CODE
H	L	T	I	U		7/12	7/12	16/18	35/30	45/40	50/45	55/45					
mm	mm		A	V	m^3/h	Watts	Watts	Watts	Watts	Watts	Watts	Watts	dB(A)	Watts	kg	l	
BABC 550	550	22	0.06	2	134	997	719	390	281	553	695	761	25 5	3.7	17.8	1.5	BABC 055 055 22 XX 4 LR G2 DDD
			0.09	4	254	1725	1243	674	388	763	959	1050	35 0	8.7			
			0.16	6	355	2215	1596	866	465	915	1151	1260	42 5	17.2			
			0.26	8	450	2715	1957	1061	529	1040	1308	1432	46 5	31.1			
			0.36	10	500	3033	2186	1185	558	1098	1380	1512	51 0	41.1			
	750	22	0.05	2	178	1445	1041	508	343	675	848	929	20 5	3.8	22.7	2.2	BABC 055 075 22 XX 4 LR G2 DDD
			0.09	4	327	2475	1784	870	537	1056	1327	1454	29 5	8.8			
			0.17	6	456	3258	2348	1146	661	1299	1633	1788	39 0	17.7			
			0.29	8	579	3901	2811	1372	745	1465	1841	2016	45 0	31.9			
			0.41	10	681	4358	3141	1533	795	1562	1964	2151	49 0	46.4			
	950	22	0.05	2	247	1882	1356	747	479	947	1193	1308	22 0	3.9	28.6	2.8	BABC 055 095 22 XX 4 LR G2 DDD
			0.10	4	413	3189	2298	1266	656	1376	1733	1900	29 5	9.9			
			0.19	6	565	4221	3042	1675	843	1666	2098	2300	37 0	20.6			
			0.33	8	707	5040	3632	2000	942	1862	2346	2571	42 5	35.9			
			0.44	10	809	5543	3995	2200	995	1968	2479	2717	46 5	51.2			
	1250	22	0.12	2	334	2172	1565	787	823	1592	1990	2174	28 0	7.2	37.7	3.8	BABC 055 125 22 XX 4 LR G2 DDD
			0.19	4	614	3771	2718	1367	1146	2216	2770	3027	36 0	17.5			
			0.31	6	840	4999	3603	1812	1363	2636	3295	3601	43 0	35.7			
			0.48	8	1072	6209	4475	2251	1547	2992	3740	4087	49 0	62.8			
			0.64	10	1226	6985	5034	2533	1648	3186	3983	4353	52 5	88.5			
	1550	22	0.08	2	392	2420	1744	851	806	1545	1925	2102	25 0	7.2	46.8	4.9	BABC 055 155 22 XX 4 LR G2 DDD
			0.15	4	706	4358	3140	1533	1264	2423	3020	3297	34 0	17.8			
			0.31	6	990	6048	4359	2127	1625	3115	3883	4238	41 0	37.1			
			0.55	8	1252	7562	5450	2660	1915	3671	4575	4994	47 0	65.8			
			0.73	10	1436	8596	6195	3023	2093	4012	5000	5457	51 0	95.0			
	1900	22	0.15	2	549	4085	2943	1450	1333	2560	3193	3486	31 5	11.1	59.5	5.5	BABC 055 190 22 XX 4 LR G2 DDD
			0.26	4	972	7003	5047	2486	1982	3807	4748	5184	39 0	25.9			
			0.47	6	1347	9411	6782	3341	2462	4729	5897	6439	46 5	52.8			
			0.77	8	1700	11533	8312	4094	2834	5443	6788	7411	52 0	93.0			
			1.00	10	1922	12790	9218	4540	3027	5814	7250	7916	55 0	131.5			

Output measured in accordance with EN 1397
Noise measurement according to ISO 3741:2010, at a 2-m distance from the unit and with an assumed room attenuation of 8 dB(A)/room volume 100 m^3 / reverberation time 0.5 sec.

Calculation for other temperatures: jaga.com/selection-tools
Discover the Jaga BIM platform: jaga.thorbiq.io/BEnl/selector/

BRIZA 26 BUILT-IN CEILING 2-PIPE

SOON AVAILABLE
Plug & Play Smart BMS

STANDARD DELIVERY

- sturdy casing manufactured from electro-galvanised steel
- replaceable polypropylene dust filter (class G2)
- centrifugal fan(s) with twin inlet
- aluminium-copper heat exchanger with hydrophilic coating
- condensation trap with drain connection

PLUG & PLAY

- integrated 230V power supply
- pre-assembled connection set
- temperature control according to selected Plug & Play version

CONNECTION

Standard

- hydronic connections on the left, G 3/4" connection
- clamp connector for electric connection 230 VAC, to connect via an external power supply, on the right hand side.

Optional

Hydronic right, electric left:
Connection code **R** instead of **L**. No surcharge.

ORDER CODE

BBBC 063 055 22 XX 2 LR G2 DDD

- No Jaga JDPC control system:	(leave blank)
- Jaga JDPC BMS:	D03
- Jaga JDPC On / Off:	D07
- Jaga JDPC SMART BMS 100 TW:	D21 TW
- Jaga JDPC SMART BMS 100 TB:	D21 TB
- Jaga JDPC SMART BMS 200 W:	D21 2W
- Jaga JDPC SMART BMS C 100 TW:	D25 TW
- Jaga JDPC SMART BMS C 100 TB:	D25 TB
- Jaga JDPC SMART BMS C 200 W:	D25 2W
Model: BT, FT	
Length	

AVAILABLE AS AN OPTION

- factory-fitted Jaga JDPC controller unit:
  Jaga JDPC BMS (D03) of Jaga JDPC On / Off (D07)
- valve set: set 301 (with thermo-electric motor) or set 302 (with 2 lockshields)
- stainless steel flexible connections (in pairs)
- thermostat (0-10V) outside the unit

FT *(Front Top)*

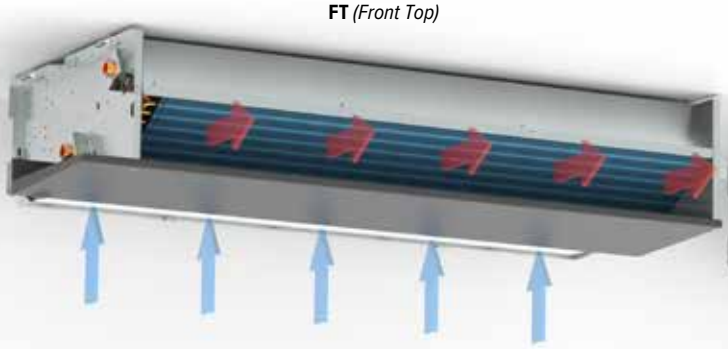

BT *(Bottom-Top)*



CONTROL

STANDARD CONTROL SYSTEM: NO JAGA JDPC CONTROL

The fan can be directly controlled via an external 0-10V control signal (thermostat or BMS/domotica). In this case, there is no water temperature sensor, so the fan can start independently of the heat exchanger water temperature.

Optional factory-fitted Jaga JDPC control

A fan convector can optionally be fitted with a JDPC (Jaga Dynamic Product Controller). This controller features an integrated water temperature sensor on the heat exchanger, serving as enablement protection for the fan. The fan only starts when the water temperature suits the requested operating mode. This prevents cold air in heating mode and warm air in cooling mode.

CODE	POSITION	PRE-MOUNTEND			CONTROL	EXTERNAL 0-10 V CONTROL	WATER TEMPERATURE SENSOR	AIR TEMPERATURE SENSOR
		VALVE SET	POWER SUPPLY	CONDENSATE PUMP				
Jaga JDPC BMS - 2-pipe (D03)		-	-	-	-	✓	1	-
Jaga JDPC On / Off - 2-pipe (D07)		-	-	-	-	-	1	-
Jaga JDPC SMART BMS - 2-pipe (D21)		✓	✓	-	Room thermostat	-	1	-
Jaga JDPC SMART BMS C - 2-pipe (D25)		✓	✓	✓	Room thermostat	-	1	-

BRIZA 26 BUILT-IN CEILING 2-PIPE

	HEIGHT	LENGTH	TYPE	MAX. MEASURED CURRENT	CONTROL VOLTAGE	AIR FLOW	COOLING TOTAL (condensing) Room temperature 27°C	SENSIBLE COOLING (condensing) Room temperature 27°C	COOLING (non-condensing) Room temperature 27°C	HEATING Room temperature 20°C				SOUND PRESSURE LEVEL	POWER CONSUMPTION	WEIGHT	WATER CONTENT	ORDER CODE
	H	L	T	I	U		7/12	7/12	16/18	35/30	45/40	50/45	55/45					
	mm	mm	mm	A	V	m^3/h	Watts	Watts	Watts	Watts	Watts	Watts	Watts	dB(A)	Watts	kg	l	
BBBC	**560**	**1250**	**26**	0.12	**2**	334	2825	1963	988	1519	2749	3360	3640	27.5	7.2	35.5	4.71	BBBC 056 125 26 XX 2 LR G2 DDD
				0.19	**4**	614	4974	3457	1739	2651	4798	5865	6352	38.0	17.5			
				0.31	**6**	840	6626	4605	2317	3508	6350	7761	8406	45.5	35.7			
				0.48	**8**	1072	8255	5737	2887	4341	7857	9603	10401	50.5	62.8			
				0.64	**10**	1226	9301	6464	3253	4868	8811	10769	11664	53.5	88.5			
		1550	**26**	0.08	**2**	392	2991	2078	1014	1558	2798	3411	3691	25.0	7.2	44.0	6.07	BBBC 056 155 26 XX 2 LR G2 DDD
				0.15	**4**	706	5335	3708	1809	2795	5020	6119	6621	36.5	17.8			
				0.31	**6**	990	7391	5137	2507	3890	6985	8515	9213	43.5	37.1			
				0.55	**8**	1252	9243	6423	3135	4884	8770	10690	11567	49.0	65.8			
				0.73	**10**	1436	10512	7306	3565	5570	10002	12193	13193	51.5	95.0			
		1900	**26**	0.15	**2**	549	4245	2950	1482	2110	3846	4712	5109	29.0	11.1	56.0	7.5	BBBC 056 190 26 XX 2 LR G2 DDD
				0.26	**4**	972	7429	5163	2593	3719	6777	8303	9002	38.5	25.9			
				0.47	**6**	1347	10191	7082	3557	5117	9326	11425	12387	46.0	52.8			
				0.77	**8**	1700	12752	8862	4450	6416	11694	14326	15532	51.5	93.0			
				1.00	**10**	1922	14335	9962	5003	7221	13161	16124	17481	54.5	131.5			

Output measured in accordance with EN 1397
Noise measurement according to ISO 3741:2010, at a 2-m distance from the unit and with an assumed room attenuation of 8 dB(A)/room volume 100 m^3 / reverberation time 0.5 sec.

Calculation for other temperatures: jaga.com/selection-tools
Discover the Jaga BIM platform: jaga.thorbiq.io/BEnl/selector/

BRIZA 26 BUILT-IN CEILING 4-PIPE

SOON AVAILABLE
Plug & Play Smart BMS

STANDARD DELIVERY

- sturdy casing manufactured from electro-galvanised steel
- replaceable polypropylene dust filter (class G2)
- centrifugal fan(s) with twin inlet
- aluminium-copper heat exchanger with hydrophilic coating
- condensation trap with drain connection

PLUG & PLAY

- integrated 230V power supply
- pre-mounted connection sets
- temperature control according to selected Plug & Play version

CONNECTION

Standard

- hydronic connections on the left
  large heat exchanger: G 3/4" connection
  small heat exchanger: G 1/2" connection
- clamp connector for electric connection 230 VAC, to connect via an external power supply, on the right hand side.

Optional

Hydronic right, electric left:
Connection code **R** instead of **L**. No surcharge.

ORDER CODE

BBBC 055 055 22 XX 4 LR G2 DDD

- *No Jaga JDPC control system: (leave blank)*
- *Jaga JDPC BMS: D04*
- *Jaga JDPC On / Off: D08*
- *Jaga JDPC SMART BMS 100 TW: D22 TW*
- *Jaga JDPC SMART BMS 100 TB: D22 TB*
- *Jaga JDPC SMART BMS 200 W: D22 2W*
- *Jaga JDPC SMART BMS C 100 TW:D26 TW*
- *Jaga JDPC SMART BMS C 100 TB: D26 TB*
- *Jaga JDPC SMART BMS C 200 W: D26 2W*

Model: BT, FT

Length

AVAILABLE AS AN OPTION

- factory-fitted Jaga JDPC controller unit:
  Jaga JDPC BMS (D04) or Jaga JDPC On / Off (D08)
- valve set: set 301 and 98 (with thermo-electric motor) or
  set 302 and 99 (with 2 lockshields)
- 2 x stainless steel flexible connections (in pairs)
- thermostat (0-10V) outside the unit

FT *(Front Top)*

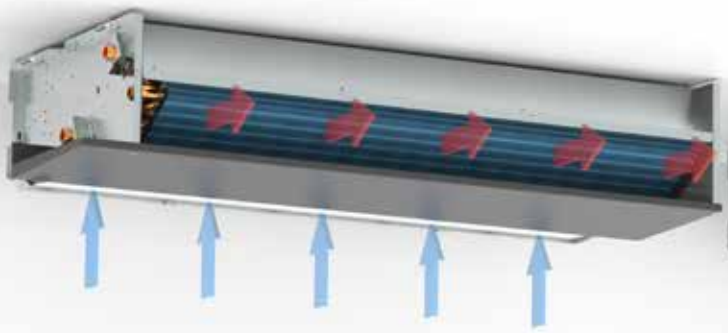

BT *(Bottom-Top)*



CONTROL

STANDARD CONTROL SYSTEM: NO JAGA JDPC CONTROL

The fan can be directly controlled via an external 0-10V control signal (thermostat or BMS/domotica). In this case, there is no water temperature sensor, so the fan can start independently of the heat exchanger water temperature.

Optional factory-fitted Jaga JDPC control

A fan convector can optionally be fitted with a JDPC (Jaga Dynamic Product Controller). This controller features an integrated water temperature sensor on the heat exchanger, serving as enablement protection for the fan. The fan only starts when the water temperature suits the requested operating mode. This prevents cold air in heating mode and warm air in cooling mode.

CODE	POSITION	PRE-MOUNTEND			CONTROL	EXTERNAL 0-10 V CONTROL	WATER TEMPERATURE SENSOR	AIR TEMPERATURE SENSOR
		VALVE SET	POWER SUPPLY	CONDENSATE PUMP				
Jaga JDPC BMS - 4-pipe (D04)		-	-	-	-	✓	2	-
Jaga JDPC On / Off - 4-pipe (D08)		-	-	-	-	-	2	-
Jaga JDPC SMART BMS - 4-pipe (D22)		✓	✓	-	Room thermostat	-	2	-
Jaga JDPC SMART BMS C - 4-pipe (D26)		✓	✓	✓	Room thermostat	-	2	-

BRIZA 26 BUILT-IN CEILING 4-PIPE

	HEIGHT	LENGTH	TYPE	MAX. MEASURED CURRENT	CONTROL VOLTAGE	AIR FLOW	COOLING TOTAL (condensing) Room temperature 27°C	SENSIBLE COOLING (condensing) Room temperature 27°C	COOLING (non-condensing) Room temperature 27°C	HEATING Room temperature 20°C				SOUND PRESSURE LEVEL	POWER CONSUMPTION	WEIGHT	WATER CONTENT	ORDER CODE
	H	**L**	**T**	**I**	**U**		**7/12**	**7/12**	**16/18**	**35/30**	**45/40**	**50/45**	**55/45**					
	mm	*mm*	*mm*	*A*	*V*	*m³/h*	*Watts*	*Watts*	*Watts*	*Watts*	*Watts*	*Watts*	*Watts*	*dB(A)*	*Watts*	*kg*	*l*	
BBBC	**560**	**1250**	**26**	0.12	**2**	334	2825	1963	988	823	1592	1990	2174	27,5	7,2		5.40	BBBC 056 125 26 XX 4 LR G2 DDD
				0.19	**4**	614	4974	3457	1739	1146	2216	2770	3028	38,0	17,5			
				0.31	**6**	840	6626	4605	2317	1363	2636	3295	3601	45,5	35,7			
				0.48	**8**	1072	8255	5737	2887	1547	2992	3740	4088	50,5	62,8			
				0.64	**10**	1226	9301	6464	3253	1647	3186	3983	4353	53,5	88,5			
		1550	**26**	0.08	**2**	392	2991	2078	1014	805	1545	1926	2103	25,0	7,2		6.92	BBBC 056 155 26 XX 4 LR G2 DDD
				0.15	**4**	706	5335	3708	1809	1263	2423	3021	3298	36,5	17,8			
				0.31	**6**	990	7391	5137	2507	1623	3115	3884	4240	43,5	37,1			
				0.55	**8**	1252	9243	6423	3135	1913	3671	4577	4996	49,0	65,8			
				0.73	**10**	1436	10512	7306	3565	2090	4012	5002	5460	51,5	95,0			
		1900	**26**	0.15	**2**	549	4245	2950	1482	1314	2560	3208	3509	29,0	11,1		8.51	BBBC 056 190 26 XX 4 LR G2 DDD
				0.26	**4**	972	7429	5163	2593	1955	3807	4770	5218	38,5	25,9			
				0.47	**6**	1347	10191	7082	3557	2428	4729	5925	6481	46,0	52,8			
				0.77	**8**	1700	12752	8862	4450	2795	5443	6820	7460	51,5	93,0			
				1.00	**10**	1922	14335	9962	5003	2985	5814	7285	7969	54,5	131,5			

Output measured in accordance with EN 1397
Noise measurement according to ISO 3741:2010, at a 2-m distance from the unit and with an assumed room attenuation of 8 dB(A)/room volume 100 m³ / reverberation time 0.5 sec.

Calculation for other temperatures: jaga.com/selection-tools
Discover the Jaga BIM platform: jaga.thorbiq.io/BEnl/selector/

BRIZA BUILT-IN CEILING ACCESSORIES

ADJUSTABLE GRILLE



BRIZA 12 BUILT-IN CEILING

CODE	L Briza 12	Installation opening
5627 0001 0001	052	375 x 110
5627 0001 0002	072	575 x 110
5627 0001 0003	102	875 x 110
5627 0001 0004	122	1075 x 110

BRIZA 22 / 26 BUILT-IN CEILING

CODE	L Briza 22 / 26	Installation opening
8789 201	055	500 x 150
8789 202	075	700 x 150
8789 203	095	900 x 150
8789 204	125	1200 x 150
8789 205	155	1500 x 150
8789 206	190	1850 x 150

LINEAR SLOT GRILLE

CODE	L Briza 12	Installation opening
8789 221	052	355 x 90
8789 222	072	555 x 90
8789 223	102	855 x 90
8789 224	122	1055 x 90

CODE	L Briza 22 / 26	Installation opening
8789 225	055	475 x 135
8789 226	075	675 x 135
8789 227	095	875 x 135
8789 228	125	1175 x 135
8789 229	155	1475 x 135
8789 230	190	1825 x 135

BAR GRILLE

CODE	L Briza 12	Installation opening
8789 211	052	355 x 85
8789 212	072	555 x 85
8789 213	102	855 x 85
8789 214	122	1055 x 85

CODE	L Briza 22 / 26	Installation opening
8789 215	055	485 x 137
8789 216	075	685 x 137
8789 217	095	885 x 137
8789 218	125	1185 x 137
8789 219	155	1485 x 137
8789 220	190	1835 x 137

AIR OUTLET CORNER PIECE 90°

TELESCOPIC AIR OUTLET		
≤ 30 mm	≤ 60 mm	L Briza 12
5927 0000 5201	5927 0000 5202	052
5927 0000 7201	5927 0000 7202	072
5927 0001 0201	5927 0001 0202	102
5927 0001 2201	5927 0001 2202	122

CODE	L Briza 22 / 26
8788 0101	055
8788 0102	075
8788 0103	095
8788 0104	125
8788 0105	155
8788 0106	190

AIR INLET CORNER PIECE 90°

CODE	L Briza 22 / 26
8787 0101	550
8787 0102	750
8787 0103	950
8787 0104	1250
8787 0105	1550
8787 0106	1900

AIR MIXING BOX WITH 0...10V MODULATING MOTOR



CODE	L Briza 22 / 26	# connections
8763 0301	550	1
8763 0302	750	2
8763 0303	950	2
8763 0304	1250	3
8763 0305	1550	4
8763 0306	1900	5

EXTERNAL GRILLE

CODE
8776 1750

BRIZA BUILT-IN CEILING ACCESSORIES

AIR INLET PLENUM 180°



BRIZA 22 / 26 BUILT-IN CEILING

CODE	L Briza 22 / 26	# connections
8764 0501	055	2
8764 0502	075	2
8764 0503	095	3
8764 0504	125	4
8764 0505	155	5
8764 0506	190	7

AIR EXHAUST PLENUM 180°



CODE	L Briza 22 / 26	# connections
8764 0601	055	2
8764 0602	075	2
8764 0603	095	3
8764 0604	125	4
8764 0605	155	5
8764 0606	190	7

ELECTRIC HEATING ELEMENT

The electric heating element can serve as backup heating to maintain the desired room temperature when, for example:

- the water temperature is too low (e.g., when using a heat pump in cold weather)
- or hot water is temporarily not available

CODE	OUTPUT	L Briza 22 / 26
8721 6282	750 W	075
8721 6283	750 W	095
8721 6284	750 W	125
8721 6285	750 W	155
8721 6286	750 W	190

CODE	OUTPUT	L Briza 22 / 26
8721 6292	1000 W	075
8721 6293	1000 W	095
8721 6294	1000 W	125
8721 6295	1000 W	155
8721 6296	1000 W	190

CODE	OUTPUT	L Briza 22 / 26
8721 6242	1250 W	075
8721 6243	1250 W	095
8721 6244	1250 W	125
8721 6245	1250 W	155
8721 6246	1250 W	190

See Technical Info chapter for detailed accessory specifications.

jaga

CLIMATE
DESIGNERS

CEILING-MOUNTED MODEL

BRIZA CEILING MOUNTED MODEL

We aim to bring our fan convectors to market as installation-ready as possible. Where previously only a water supply connection was needed, today there is also a power supply, electronic control and thermostat connection required. For your installation convenience, we have developed a Plug & Play range. The same high-quality performance, but with all connections pre-assembled. Order with confidence for effortless installation!

DIFFERENT TEMPERATURE SETTINGS

PLUG & PLAY — Complete unit with temperature regulation, valve set and power supply

JAGA JDPC SMART BMS JRT

Room temperature control via a Jaga WiFi thermostat mounted in the room (surface-mounted or recessed thermostat)

Ordering example Briza
Height 380 mm, Length 520 mm

BZMC 038 052 L 133 D21 TW
D21 TB
D21 2W

JAGA JDPC SMART BMS JRT C

Room temperature control via a Jaga WiFi thermostat mounted in the room (surface-mounted or recessed thermostat)

Ordering example Briza
Height 380 mm, Length 520 mm

BZMC 038 052 L 133 D25 TW
D25 TB
D25 2W

HYDRONIC CONNECTION (left)
pre-assembled valves, connection Eurocone 3/4”

ELECTRICAL CONNECTION
Clamp connector for electrical connection 24 VDC on the right, via 230 VAC power supply to be connected

TEMPERATURE REGULATION
temperature control via control panel, integrated (WiFi) thermostat, or external (WiFi) thermostat

CONDENSATE PUMP

BRIZA CEILING MOUNTED MODEL

CONFIGURABLE UNIT	Configure your unit to suit your installation and requirements, the system is delivered unassembled.		
	BRIZA 10	**BRIZA 12**	**BRIZA 22**
1. Select your unit based on dimensions and heat output	ex. **BNZC 058 090 10 133 L BL DDD**	ex. **BZMC 041 075 12 133 2 L CL DDD**	ex. **BAMC 063 090 22 133 BT 2 LR G2 DDD**
2. Choose the desired control system	No Jaga JDPC control system, Jaga JDPC BMS: D03 (2 P) / D04 (4P) Jaga JDPC On / Off:: D07 (2P) / D08 (4P)	No Jaga JDPC control system, Jaga JDPC BMS: D03 (2 P) / D04 (4P) Jaga JDPC On / Off:: D07 (2P) / D08 (4P)	No Jaga JDPC control system, Jaga JDPC BMS: D03 (2 P) / D04 (4P) Jaga JDPC On / Off:: D07 (2P) / D08 (4P)
3. Choose the desired power supply	power supply or DIN rail power supply based on electrical power consumption	power supply or DIN rail power supply based on electrical power consumption	(24 V power supply included with the selected Jaga JDPC control)
4. Choose the desired valve set(s)	set 295 (with thermo-electric motor) or set 290 (with 2 lockshields)	set 295 (with thermo-electric motor) or set 290 (with 2 lockshields)	set 301 and 98 (with thermo-electric motor or set 302 and 99 (with 2 lockshields)

BRIZA 10 CEILING MOUNTED MODEL

DIMENSIONS *(in mm)*

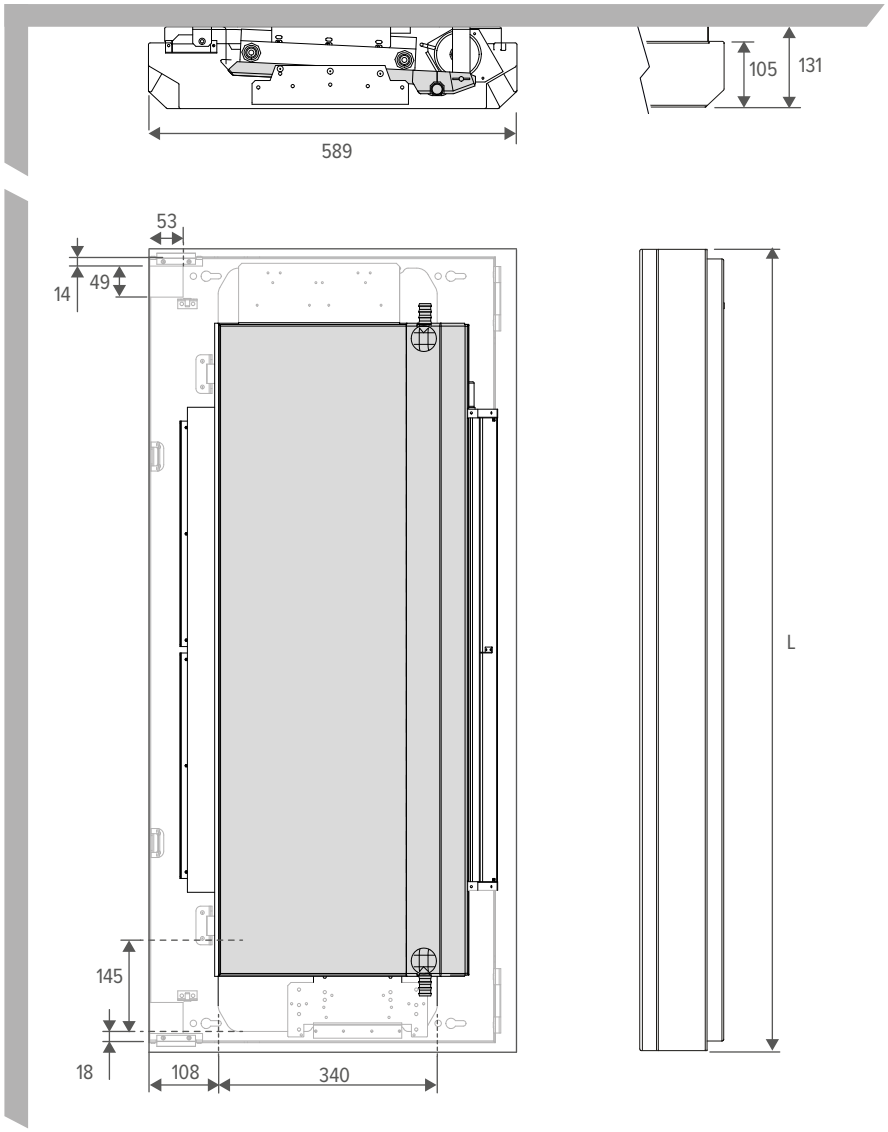

FREE SPACE

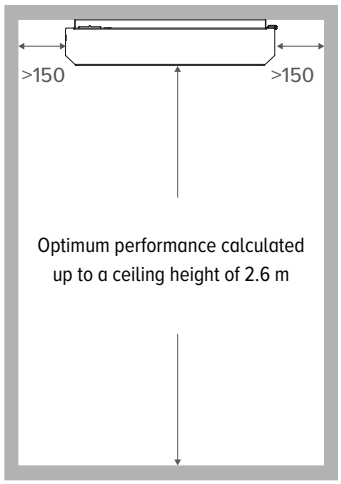

HYDRONIC CONNECTION

DIMENSIONS *(in mm)*

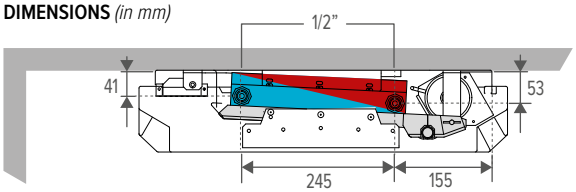

CONDENSATE DRAIN

Condensate drain on the same side as the hydraulic connection

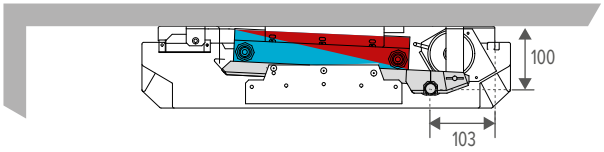

Condensate drain on the same side as the electrical connection

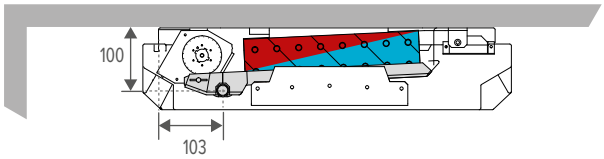

BRIZA 10 CEILING MOUNTED MODEL

DIMENSIONS *(in mm)*

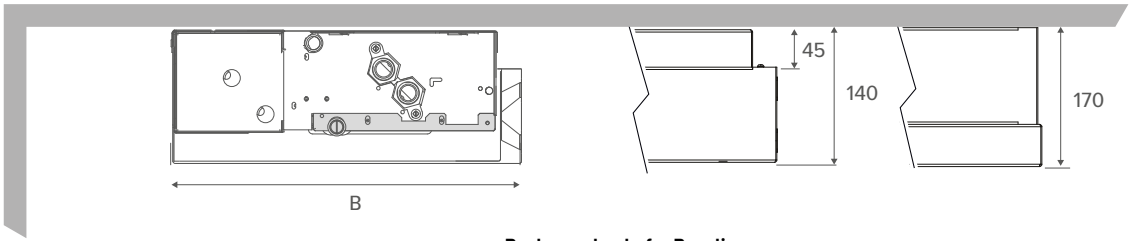

Back panel only for Baseline

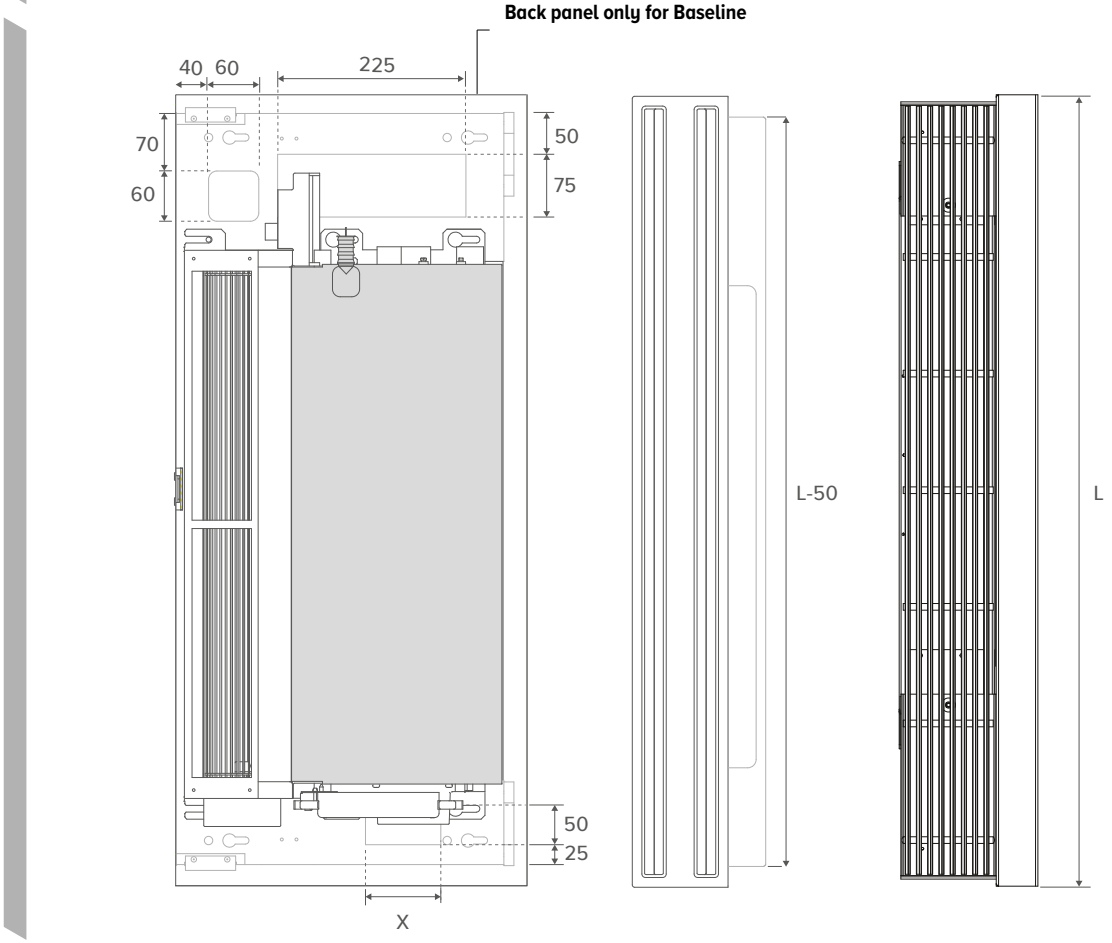

Legend *(in mm)*

	BASELINE	
HEIGHT	042	056
X	90	150

FREE SPACE

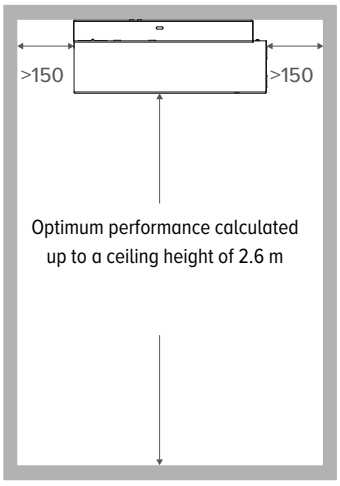

HYDRONIC CONNECTION

H041 / H042 *2-pipe*

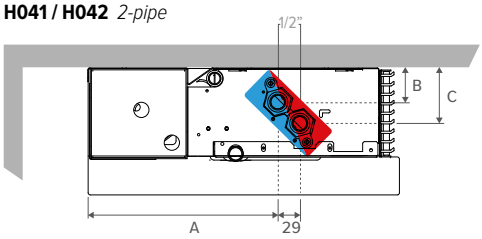

H055 / H056 *2-pipe*

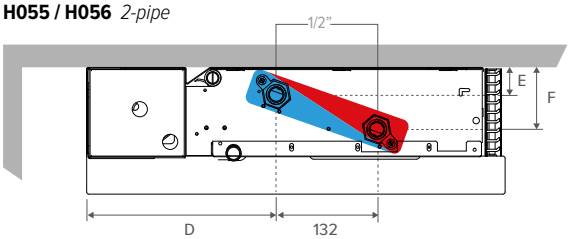

Coreline H041 *4-pipe*

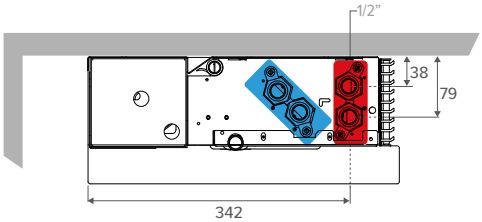

Coreline H055 *4-pipe*

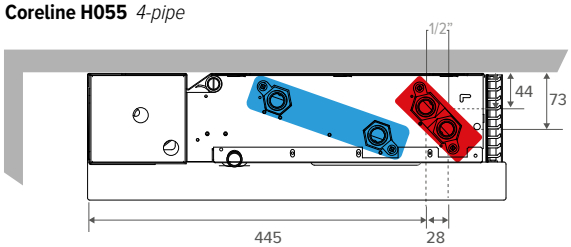

	CORELINE	BASELINE
HEIGHT	041	042
A	249	259
B	45	48
C	65	76

	CORELINE	BASELINE
HEIGHT	055	056
D	250	260
E	36	39
F	82	85

BRIZA 22 CEILING MOUNTED MODEL

DIMENSIONS *(in mm)*

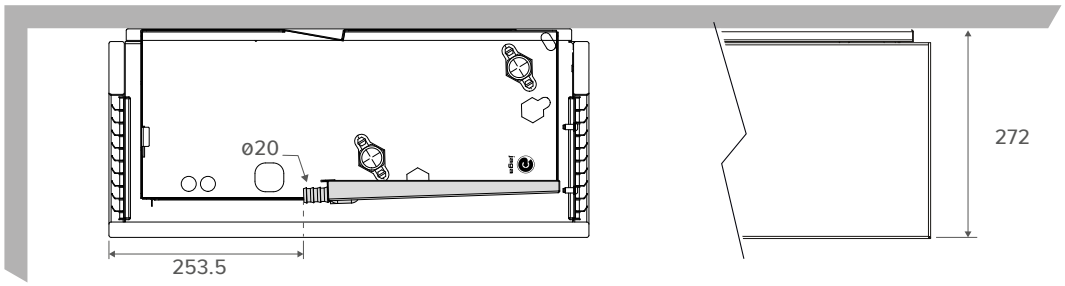

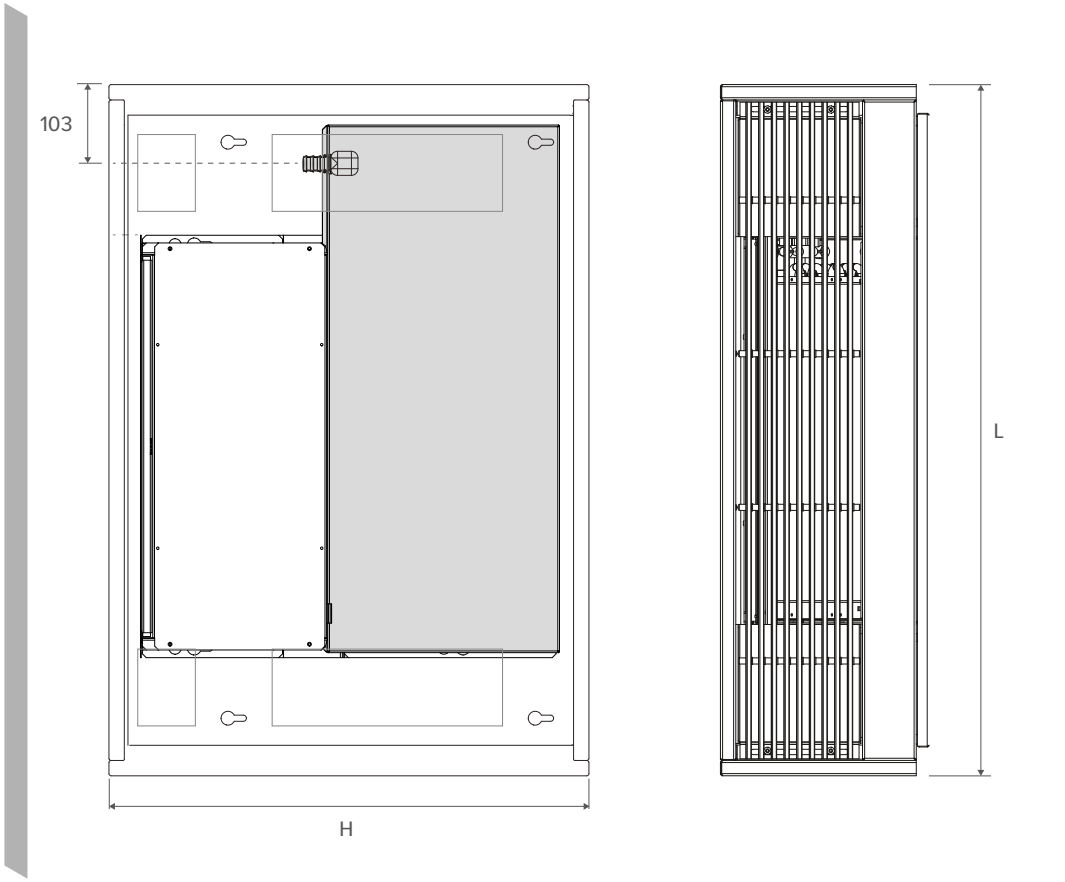

FREE SPACE

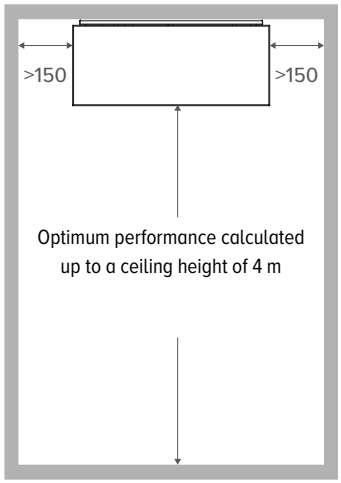

HYDRONIC CONNECTION

2-pipe

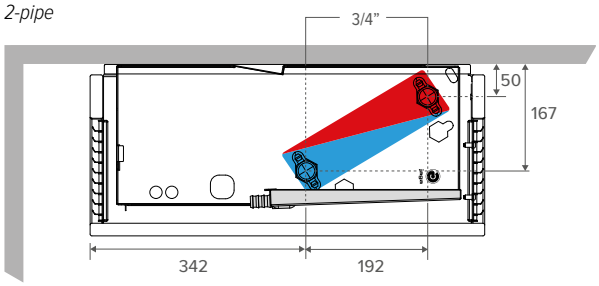

4-pipe

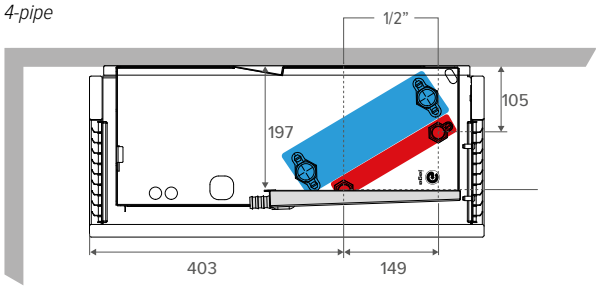

BRIZA CEILING MOUNTED MODEL

Required for Deep Cooling
Condensing cooling with a ceiling-mounted model?
Add a condensate pump to your order!

CONDENSATE PUMP

CODE		BRIZA 10	BRIZA 12	BRIZA 22	BRIZA 26
C *(add* ***"C"*** *to the order code)*	Pre-mountend	✓	✓	✓	✓
8773 0101		-	✓	✓	✓

Pre-mounted condensate pump delivered as standard with condensate collection tray and 2 cm ø drain nipple.

CONDENSATE TRAY WITH OUTLET SPIGGOT Ø 2 CM

CODE	for Briza	BRIZA 10	BRIZA 12	BRIZA 22	BRIZA 26
8546 038 001	H 041/042 left		✓	-	-
8546 038 002	H 041/042 right		✓	-	-
8546 052 001	H 055/056 left		✓	-	-
8546 052 002	H 055/056 right		✓	-	-

CONDENSATE LEVEL SENSOR

sensor for monitoring the condensate level in the condensate collector

CODE	BRIZA 10	BRIZA 12	BRIZA 22	BRIZA 26
5127 000 100 03		✓	✓	✓

MOUNTING BRACKET FOR LEVEL SENSOR



bracket for mounting the level sensor in the condensate tray

CODE	BRIZA 10	BRIZA 12	BRIZA 22	BRIZA 26
8776 0701			✓	✓

BRIZA 10 CEILING MOUNTED MODEL

STANDARD DELIVERY

Baseline: Simple and sleek casing with a powerful black-lined exhaust grille featuring a honeycomb texture

- coated housing in sendzimir galvanised steel plate
- coated back panel made from Sendzimir galvanised sheet steel
- air outlet vent in the same colour as the casing, supplied with jet black coated honeycomb grille
- robust interior made from electro-galvanised steel, pre-mounted to the back panel
- condensation trap with drain connection made from electro-galvanised steel sheet (supplied with insulation)
- aluminium-copper heat exchanger with hydrophilic coating
- tangential EC fan(s)

PLUG & PLAY

- integrated 230V power supply
- pre-assembled connection set
- temperature control according to selected Plug & Play version

COLOURS

Casing

Standard colours

- traffic white RAL 9016 (133), soft touch lightly structured satin finish
- sandblast grey (001), fine texture metallic lak
- off-black (145), soft touch lightly-textured satin lacquer

Other colours

see Jaga colour chart

Back panel

jet black (104) soft touch lightly structured satin powder coating

Air outlet vent

Baseline: jet black (104), soft touch lightly structured satin powder coating

CONNECTION

Standard

- hydronic connections on the left
- clamp connection for electrical wiring, standard on right side, connects via external 24VDC power supply
- the drain nipple is always located on the same side as the electrical connection

Optional

Hydronic right, electric left. Connection code **R** instead of **L**. No surcharge.

ORDER CODE

BNZC 056 075 10 XXX L BL DDD

- *Length*
- *Casing colour*
- *Connection:*
  - *Standard: L*
  - *Optional: R*
- *Version:*
  - *Baseline: BL*
- *- No Jaga JDPC control system: (leave blank)*
- *- Jaga JDPC BMS: D03*
- *- Jaga JDPC On / Off: D07*
- *- Jaga JDPC SMART BMS 100 TW: D21 TW*
- *- Jaga JDPC SMART BMS 100 TB: D21 TB*
- *- Jaga JDPC SMART BMS 200 W: D21 2W*
- *- Jaga JDPC SMART BMS C 100 TW:D25 TW*
- *- Jaga JDPC SMART BMS C 100 TB: D25 TB*
- *- Jaga JDPC SMART BMS C 200 W: D25 2W*

AVAILABLE AS AN OPTION

- factory-fitted Jaga JDPC controller unit: Jaga JDPC BMS (D03) or Jaga JDPC On / Off (D07)
- valve set: set 289 (with thermo-electric motor) or set 288 (with 2 lockshields)
- stainless steel flexible connections (in pairs)
- power supply: waterproof power supply or DIN-rail power supply
- thermostat (0-10V) outside the unit

CONTROL

STANDARD CONTROL SYSTEM: NO JAGA JDPC CONTROL

The fan can be directly controlled via an external 0-10V control signal (thermostat or BMS/domotica). In this case, there is no water temperature sensor, so the fan can start independently of the heat exchanger water temperature.

Optional factory-fitted Jaga JDPC control

A fan convector can optionally be fitted with a JDPC (Jaga Dynamic Product Controller). This controller features an integrated water temperature sensor on the heat exchanger, serving as enablement protection for the fan. The fan only starts when the water temperature suits the requested operating mode. This prevents cold air in heating mode and warm air in cooling mode.

CODE	POSITION	PRE-MOUNTEND			CONTROL	EXTERNAL 0-10 V CONTROL	WATER TEMPERATURE SENSOR	AIR TEMPERATURE SENSOR
		VALVE SET	POWER SUPPLY	CONDENSATE PUMP				
Jaga JDPC BMS - 2-pipe (D03)		-	-	-	-	✓	1	-
Jaga JDPC On / Off - 2-pipe (D07)		-	-	-	-	-	1	-
Jaga JDPC SMART BMS - 2-pipe (D21)		✓	✓	-	Room thermostat	-	1	-
Jaga JDPC SMART BMS C - 2-pipe (D25)		✓	✓	✓	Room thermostat	-	1	-

BRIZA 10 CEILING MOUNTED MODEL

	WIDTH	LENGTH	TYPE	CONTROL VOLTAGE	AIR FLOW	COOLING TOTAL (condensing) Room temperature 27°C	SENSIBLE COOLING (condensing) Room temperature 27°C	COOLING (non-condensing) Room temperature 27°C	HEATING Room temperature 20°C				SOUND PRESSURE LEVEL	ENERGY CONSUMPTION	ORDER CODE
	B	L	T	U		7/12	7/12	16/18	35/30	45/40	50/45	55/45			
	mm	mm		V	m^3/h	Watts	Watts	Watts	Watts	Watts	Watts	Watts	dB(A)	Watts	
BNZC	**580**	**900**	**10**	**2**	32	68	48	28	48	87	107	116	<20	1.0	BNZC 058 090 10 XXX L BL DDD
				4	63	368	263	151	186	338	414	448	23.5	1.4	
				6	95	603	437	250	304	552	675	732	28.5	2.4	
				8	123	775	568	326	401	729	892	966	35.0	3.8	
				10	160	884	656	376	478	868	1062	1151	40.5	6.5	
		1250	**10**	**2**	55	136	96	55	96	174	214	231	22.0	1.1	BNZC 058 125 10 XXX L BL DDD
				4	100	736	527	302	372	676	828	897	30.0	1.9	
				6	170	1206	874	501	607	1104	1351	1464	35.5	4.1	
				8	228	1549	1135	651	802	1457	1783	1933	41.5	7.7	
				10	281	1768	1311	752	955	1736	2125	2303	46.0	13.2	
		1700	**10**	**2**	56	213	151	86	151	274	335	363	22.5	2.0	BNZC 058 170 10 XXX L BL DDD
				4	130	1155	827	474	584	1061	1299	1408	30.0	3.4	
				6	227	1892	1371	786	953	1732	2120	2298	36.5	6.5	
				8	331	2431	1782	1022	1259	2287	2799	3033	42.5	11.5	
				10	392	2775	2058	1180	1499	2725	3335	3614	48.0	19.7	
		2050	**10**	**2**	60	281	199	114	199	361	442	479	24.0	2.1	BNZC 058 205 10 XXX L BL DDD
				4	176	1523	1090	625	770	1399	1713	1856	31.0	3.8	
				6	299	2495	1808	1037	1257	2284	2796	3030	37.5	8.2	
				8	403	3205	2350	1347	1660	3015	3691	4000	44.0	15.4	
				10	503	3659	2714	1556	1977	3593	4397	4765	49.0	26.4	

Output measured in accordance with EN 16430
Noise measurement according to ISO 3741:2010, at a 2-m distance from the unit and with an assumed room attenuation of 8 dB(A)/room volume 100 m^3 / reverberation time 0.5 sec.

Calculation for other temperatures: jaga.com/selection-tools
Discover the Jaga BIM platform: jaga.thorbiq.io/BEnl/selector/

BRIZA 12 CEILING MOUNTED MODEL 2-PIPE

STANDARD DELIVERY

Coreline: Classic casing with sleek top grille of fine slats across the full width of the unit.

Baseline: Simple and sleek casing with a powerful black-lined exhaust grille featuring a honeycomb texture

- coated casing made from Sendzimir galvanised steel sheet
- sturdy casing manufactured from electro-galvanised steel
- condensation trap with drain connection
- aluminium-copper heat exchanger with hydrophilic coating
- tangential EC fan(s)
- stainless steel air filter

Baseline

- coated back panel made from Sendzimir galvanised sheet steel
- interior pre-mounted on the back panel (supplied with insulation)
- coated aluminium air outlet vent with honeycomb grille coated jet black

PLUG & PLAY

- integrated 230V power supply
- pre-assembled connection set
- temperature control according to selected Plug & Play version

COLOURS

Casing

Standard colours

- traffic white RAL 9016 (133), soft touch lightly structured satin finish
- sandblast grey (001), fine texture metallic lak
- off-black (145), soft touch lightly-textured satin lacquer

Other colours

see Jaga colour chart

Back panel

jet black (104), soft touch lightly structured satin powder coating ???

Air outlet vent

- Coreline: coated in the same colour as the unit
- Baseline: jet black (104), soft touch lightly structured satin powder coating

CONNECTION

Standard

- hydronic connections on the left
- clamp connector for electric connection 230 VAC on the right hand side

Optional

Hydronic right, electric left. Connection code **R** instead of **L**. No surcharge.

ORDER CODE

BZMC 041 075 12 XXX 2 L CL DDD

- *No Jaga JDPC control system:* *(leave blank)*
- *Jaga JDPC BMS:* *D03*
- *Jaga JDPC On / Off:* *D07*
- *Jaga JDPC SMART BMS 100 TW:* *D21 TW*
- *Jaga JDPC SMART BMS 100 TB:* *D21 TB*
- *Jaga JDPC SMART BMS 200 W:* *D21 2W*
- *Jaga JDPC SMART BMS C 100 TW:* *D25 TW*
- *Jaga JDPC SMART BMS C 100 TB:* *D25 TB*
- *Jaga JDPC SMART BMS C 200 W:* *D25 2W*

Version:
- *Coreline: Cl*
- *Baseline: BL*

Connection:
- *Standard: L*
- *Optional: R*

Casing colour

Length

Height

AVAILABLE AS AN OPTION

- factory-fitted Jaga JDPC controller unit:
  Jaga JDPC BMS (D03) or Jaga JDPC On / Off (D07)
- valve set: set 295 (with thermo-electric motor) or set 290 (with 2 lockshields)
- stainless steel flexible connections (in pairs)
- power supply: waterproof power supply or DIN-rail power supply
- thermostat (0-10V) outside the unit

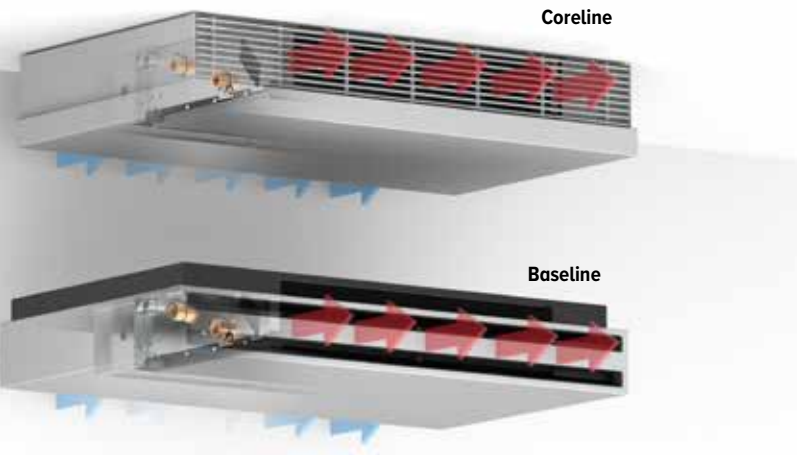

CONTROL

STANDARD CONTROL SYSTEM: NO JAGA JDPC CONTROL

The fan can be directly controlled via an external 0-10V control signal (thermostat or BMS/domotica). In this case, there is no water temperature sensor, so the fan can start independently of the heat exchanger water temperature.

Optional factory-fitted Jaga JDPC control

A fan convector can optionally be fitted with a JDPC (Jaga Dynamic Product Controller). This controller features an integrated water temperature sensor on the heat exchanger, serving as enablement protection for the fan. The fan only starts when the water temperature suits the requested operating mode. This prevents cold air in heating mode and warm air in cooling mode.

CODE	POSITION	PRE-MOUNTEND			CONTROL	EXTERNAL 0-10 V CONTROL	WATER TEMPERATURE SENSOR	AIR TEMPERATURE SENSOR
		VALVE SET	POWER SUPPLY	CONDENSATE PUMP				
Jaga JDPC BMS - 2-pipe (D03)		-	-	-	-	✓	1	-
Jaga JDPC On / Off - 2-pipe (D07)		-	-	-	-	-	1	-
Jaga JDPC SMART BMS - 2-pipe (D21)		✓	✓	-	Room thermostat	-	1	-
Jaga JDPC SMART BMS C - 2-pipe (D25)		✓	✓	✓	Room thermostat	-	1	-

BRIZA 12 CEILING MOUNTED MODEL 2-PIPE

	HEIGHT	LENGTH	TYPE	CONTROL VOLTAGE	AIR FLOW	COOLING TOTAL (condensing) Room temperature 27°C	SENSIBLE COOLING (condensing) Room temperature 27°C	COOLING (non-condensing) Room temperature 27°C	HEATING Room temperature 20°C				SOUND PRESSURE LEVEL	POWER CONSUMPTION	ORDER CODE
	H	L	T	U		7/12	7/12	16/18	35/30	45/40	50/45	55/45			
	mm	mm		V	m^3/h	Watts	Watts	Watts	Watts	Watts	Watts	Watts	dB(A)	Watts	
BZMC	410	750	12	2	64	284	201	115	223	406	497	538	18.5	1.6	BZMC 041 075 12 XXX 2 L CL DDD
	420			4	101	328	235	135	256	465	569	617	29.4	2.6	042 BL
				6	141	382	276	159	296	537	657	712	31.3	4.3	
				8	178	441	323	185	346	629	770	834	37.3	7.2	
				10	214	503	373	214	413	751	919	996	42.5	13.0	
		950	12	2	108	472	334	191	382	695	850	921	24.0	2.5	BZMC 041 095 12 XXX 2 L CL DDD
				4	172	529	379	217	421	764	935	1014	30.0	4.3	042 BL
				6	223	607	440	252	445	808	989	1072	36.8	7.2	
				8	287	707	518	297	555	1009	1234	1338	41.5	11.5	
				10	346	828	614	352	680	1236	1513	1640	44.5	18.0	
		1250	12	2	146	773	547	313	602	1093	1338	1450	24.6	2.6	BZMC 041 125 12 XXX 2 L CL DDD
				4	221	845	605	347	672	1222	1495	1620	30.2	4.8	042 BL
				6	298	953	691	396	765	1389	1700	1843	37.0	8.0	
				8	381	1106	811	465	895	1626	1991	2157	42.5	14.0	
				10	448	1314	974	559	1081	1963	2403	2604	47.0	24.0	
		1450	12	2	173	1015	718	412	742	1348	1650	1788	25.7	2.8	BZMC 041 145 12 XXX 2 L CL DDD
				4	268	1097	785	450	842	1529	1872	2028	30.5	5.5	042 BL
				6	373	1215	881	505	964	1751	2143	2323	37.3	10.3	
				8	466	1390	1019	584	1126	2046	2505	2714	43.0	18.5	
				10	510	1640	1216	698	1347	2448	2996	3247	47.0	28.8	
BZMC	550	750	12	2	81	419	296	170	346	629	770	835	19.2	2.0	BZMC 055 075 12 XXX 2 L CL DDD
	560			4	118	521	373	214	421	765	936	1014	25.2	3.2	056 BL
				6	154	617	447	256	495	899	1100	1193	32.2	5.5	
				8	193	705	517	296	568	1032	1263	1369	38.1	9.6	
				10	228	781	579	332	641	1164	1424	1544	42.5	16.8	
		950	12	2	116	728	515	295	557	1012	1238	1342	23.0	2.2	BZMC 055 095 12 XXX 2 L CL DDD
				4	176	872	624	358	688	1250	1530	1658	27.8	3.6	056 BL
				6	238	1025	743	426	819	1488	1821	1973	34.4	5.7	
				8	291	1171	859	492	944	1716	2100	2276	39.9	9.6	
				10	332	1294	959	550	1060	1927	2358	2555	43.5	15.6	
		1250	12	2	153	1170	827	474	881	1601	1960	2124	23.1	2.8	BZMC 055 125 12 XXX 2 L CL DDD
				4	236	1387	993	569	1094	1988	2433	2636	29.1	5.4	056 BL
				6	321	1628	1179	676	1307	2374	2906	3149	36.5	10.0	
				8	398	1863	1365	783	1509	2742	3356	3637	42.5	18.0	
				10	467	2062	1529	877	1690	3071	3759	4074	46.5	28.8	
		1450	12	2	182	1455	1029	590	1116	2027	2481	2689	25.0	2.8	BZMC 055 145 12 XXX 2 L CL DDD
				4	270	1728	1237	709	1367	2484	3040	3295	30.8	5.5	056 BL
				6	360	2030	1471	843	1630	2962	3625	3929	37.5	10.0	
				8	455	2324	1704	977	1884	3424	4191	4542	42.8	18.0	
				10	531	2575	1910	1095	2110	3834	4692	5085	46.5	28.8	

Output measured in accordance with EN 16430
Noise measurement according to ISO 3741:2010, at a 2-m distance from the unit and with an assumed room attenuation of 8 dB(A)/room volume 100 m^3 / reverberation time 0.5 sec.

Calculation for other temperatures: jaga.com/selection-tools
Discover the Jaga BIM platform: jaga.thorbiq.io/BEnl/selector/

BRIZA 12 CEILING MOUNTED MODEL 4-PIPE

STANDARD DELIVERY

Coreline: Classic casing with sleek top grille of fine slats across the full width of the unit.

Baseline: Simple and sleek casing with a powerful black-lined exhaust grille featuring a honeycomb texture

- laquered casing in sendzimir galvanized steel plate with aluminium top grille
- condensation trap with drain connection
- aluminium-copper heat exchangers with hydrophilic coating
- sturdy casing manufactured from electro-galvanised steel
- tangential EC fan(s)
- stainless steel air filter

PLUG & PLAY
- integrated 230V power supply
- pre-mounted connection sets
- temperature control according to selected Plug & Play version

COLOURS

Casing

Standard colours
- traffic white RAL 9016 (133), soft touch lightly structured satin finish
- sandblast grey (001), fine texture metallic lak
- off-black (145), soft touch lightly-textured satin lacquer

Other colours

see Jaga colour chart

CONNECTION

Standard
- hydronic connections on the left
- clamp connector for electric connection 230 VAC on the right hand side

Optional

Hydronic right, electric left. Connection code **R** instead of **L**. No surcharge.

ORDER CODE

BZMC 041 075 12 XXX 4 L CL DDD

- DDD — Height
- 075 — Length
- XXX — Casing colour
- L — Connection:
  - Standard: L
  - Optional: R
- CL — Version:
  - Coreline: Cl
- DDD:
  - No Jaga JDPC control system: (leave blank)
  - Jaga JDPC BMS: D04
  - Jaga JDPC On / Off: D08
  - Jaga JDPC SMART BMS 100 TW: D22 TW
  - Jaga JDPC SMART BMS 100 TB: D22 TB
  - Jaga JDPC SMART BMS 200 W: D22 2W
  - Jaga JDPC SMART BMS C 100 TW: D26 TW
  - Jaga JDPC SMART BMS C 100 TB: D26 TB
  - Jaga JDPC SMART BMS C 200 W: D26 2W

AVAILABLE AS AN OPTION

- factory-fitted Jaga JDPC controller unit: Jaga JDPC BMS (D04) or Jaga JDPC On / Off (D08)
- 2 x valve set: set 295 (with thermo-electric motor) or set 290 (with 2 lockshields)
- 2 x stainless steel flexible connections (in pairs)
- power supply: waterproof power supply or DIN-rail power supply
- thermostat (0-10V) outside the unit

Height 055 *4-pipe*

Height 041 *4-pipe*

CONTROL

STANDARD CONTROL SYSTEM: NO JAGA JDPC CONTROL

The fan can be directly controlled via an external 0-10V control signal (thermostat or BMS/domotica). In this case, there is no water temperature sensor, so the fan can start independently of the heat exchanger water temperature.

Optional factory-fitted Jaga JDPC control

A fan convector can optionally be fitted with a JDPC (Jaga Dynamic Product Controller). This controller features an integrated water temperature sensor on the heat exchanger, serving as enablement protection for the fan. The fan only starts when the water temperature suits the requested operating mode. This prevents cold air in heating mode and warm air in cooling mode.

CODE	POSITION	PRE-MOUNTEND			CONTROL	EXTERNAL 0-10 V CONTROL	WATER TEMPERATURE SENSOR	AIR TEMPERATURE SENSOR
		VALVE SET	POWER SUPPLY	CONDENSATE PUMP				
Jaga JDPC BMS - 4-pipe (D04)		-	-	-	-	✓	2	-
Jaga JDPC On / Off - 4-pipe (D08)		-	-	-	-	-	2	-
Jaga JDPC SMART BMS - 4-pipe (D22)		✓	✓	-	Room thermostat	-	2	-
Jaga JDPC SMART BMS C - 4-pipe (D26)		✓	✓	✓	Room thermostat	-	2	-

BRIZA 12 CEILING MOUNTED MODEL 4-PIPE

	HEIGHT	LENGTH	TYPE	CONTROL VOLTAGE	AIR FLOW	COOLING TOTAL (condensing) Room temperature 27°C	SENSIBLE COOLING (condensing) Room temperature 27°C	COOLING (non-condensing) Room temperature 27°C	HEATING Room temperature 20°C				SOUND PRESSURE LEVEL	POWER CONSUMPTION	ORDER CODE
	H	L	T	U		7/12	7/12	16/18	35/30	45/40	50/45	55/45			
	mm	mm		V	m^3/h	Watts	Watts	Watts	Watts	Watts	Watts	Watts	dB(A)	Watts	
BZMC	410	750	12	2	29	228	161	92	173	314	384	416	18.5	1.8	BZMC 041 075 12 XXX 4 L CL DDD
	420			4	61	267	191	109	208	378	462	501	29.4	3.0	
				6	86	308	223	128	235	426	522	566	31.3	4.8	
				8	116	353	259	149	277	504	616	668	37.3	8.0	
				10	143	402	298	171	331	601	735	797	42.5	13.7	
		950	12	2	52	364	257	148	300	544	666	722	24.0	2.0	BZMC 041 095 12 XXX 4 L CL DDD
				4	92	430	308	177	334	607	742	805	30.0	3.4	
				6	144	492	356	204	378	688	842	912	36.8	5.7	
				8	194	564	413	237	445	808	989	1072	41.5	8.4	
				10	229	662	491	282	544	989	1211	1312	44.5	14.4	
		1250	12	2	73	592	418	240	476	865	1059	1148	24.6	2.3	BZMC 041 125 12 XXX 4 L CL DDD
				4	149	673	482	276	535	973	1190	1290	30.2	4.1	
				6	220	765	554	318	611	1111	1359	1473	37.0	7.4	
				8	278	884	648	372	717	1302	1594	1727	42.5	12.6	
				10	364	1051	780	447	864	1570	1922	2083	47.0	20.9	
		1450	12	2	89	717	507	291	589	1070	1310	1420	25.7	2.5	BZMC 041 145 12 XXX 4 L CL DDD
				4	158	840	601	345	674	1224	1498	1623	30.5	4.5	
				6	227	964	698	400	772	1403	1717	1860	37.3	9.0	
				8	289	1114	816	468	901	1637	2004	2171	43.0	17.0	
				10	382	1312	973	558	1078	1958	2397	2597	47.0	28.8	
BZMC	550	750	12	2	27	340	240	138	151	274	336	364	19.2	1.6	BZMC 055 075 12 XXX 4 L CL DDD
	560			4	67	396	284	163	172	313	383	415	25.2	2.2	
				6	107	464	336	193	193	350	428	464	32.2	3.6	
				8	137	531	389	223	228	415	508	550	38.1	6.3	
				10	171	586	434	249	273	496	606	657	42.5	10.3	
		950	12	2	72	555	392	225	247	450	550	596	23.0	2.1	BZMC 055 095 12 XXX 4 L CL DDD
				4	123	654	468	268	276	501	614	665	27.8	3.4	
				6	168	764	554	318	309	562	688	745	34.4	5.9	
				8	228	873	640	367	366	666	815	883	39.9	10.0	
				10	257	969	719	412	449	815	998	1081	43.5	15.6	
		1250	12	2	112	865	612	351	388	706	864	936	23.1	2.3	BZMC 055 125 12 XXX 4 L CL DDD
				4	183	1038	743	426	445	809	990	1072	29.1	4.2	
				6	260	1224	887	509	505	917	1122	1216	36.5	7.5	
				8	328	1401	1027	589	594	1079	1320	1431	42.5	12.8	
				10	385	1546	1147	658	712	1295	1584	1717	46.5	22.3	
		1450	12	2	126	1126	797	457	490	890	1090	1181	25.0	2.7	BZMC 055 145 12 XXX 4 L CL DDD
				4	228	1302	932	534	555	1009	1235	1339	30.8	5.2	
				6	304	1521	1102	632	635	1153	1412	1530	37.5	9.1	
				8	393	1742	1277	732	741	1347	1649	1787	42.8	16.0	
				10	462	1928	1430	820	889	1615	1976	2142	46.5	27.3	

Output measured in accordance with EN 16430
Noise measurement according to ISO 3741:2010, at a 2-m distance from the unit and with an assumed room attenuation of 8 dB(A)/room volume 100 m^3 / reverberation time 0.5 sec.

calculation for other temperatures: jaga.com/selection-tools
Discover the Jaga BIM platform: jaga.thorbiq.io/BEnl/selector/

BRIZA 22 CEILING MOUNTED MODEL 2-PIPE

SOON AVAILABLE
Plug & Play Smart BMS

STANDARD DELIVERY

Coreline: Classic casing with sleek top grille of fine slats across the full width of the unit.

- coated casing made from Sendzimir galvanised steel sheet
- sturdy casing manufactured from electro-galvanised steel
- condensation trap with drain connection
- aluminium-copper heat exchanger with hydrophilic coating
- centrifugal fan(s) with twin inlet
- replaceable polypropylene dust filter (class G2)

PLUG & PLAY

- integrated 230V power supply
- pre-assembled connection set
- temperature control according to selected Plug & Play version

COLOURS

Casing

Standard colours

- traffic white RAL 9016 (133), soft touch lightly structured satin finish
- sandblast grey (001), fine texture metallic lak
- off-black (145), soft touch lightly-textured satin lacquer

Other colours

see Jaga colour chart

CONNECTION

Standard

- hydronic connections on the left, G 3/4" connection
- clamp connector for electric connection 230 VAC, to connect via an external power supply, on the right hand side.

Optional

Hydronic right, electric left. Connection code **RL** instead of **LR**
No surcharge.

ORDER CODE

BAMC 063 090 22 XXX XX 2 LR CLG2 DDD

- No Jaga JDPC control system: (leave blank)
- Jaga JDPC BMS: D03
- Jaga JDPC On / Off: D07
- Jaga JDPC SMART BMS 100 TW: D21 TW
- Jaga JDPC SMART BMS 100 TB: D21 TB
- Jaga JDPC SMART BMS 200 W: D21 2W
- Jaga JDPC SMART BMS C 100 TW: D25 TW
- Jaga JDPC SMART BMS C 100 TB: D25 TB
- Jaga JDPC SMART BMS C 200 W: D25 2W

Model: BT, FT
Colour
Length

AVAILABLE AS AN OPTION

- factory-fitted Jaga JDPC controller unit:
  Jaga JDPC BMS (D03) of Jaga JDPC On / Off (D07)
- valve set: set 301 (with thermo-electric motor) or set 302 (with 2 lockshields)
- stainless steel flexible connections (in pairs)
- thermostat (0-10V) outside the unit

FT *(Front Top)*

BT *(Bottom-Top)*



CONTROL

STANDARD CONTROL SYSTEM: NO JAGA JDPC CONTROL

The fan can be directly controlled via an external 0-10V control signal (thermostat or BMS/domotica). In this case, there is no water temperature sensor, so the fan can start independently of the heat exchanger water temperature.

Optional factory-fitted Jaga JDPC control

A fan convector can optionally be fitted with a JDPC (Jaga Dynamic Product Controller). This controller features an integrated water temperature sensor on the heat exchanger, serving as enablement protection for the fan. The fan only starts when the water temperature suits the requested operating mode. This prevents cold air in heating mode and warm air in cooling mode.

CODE	POSITION	PRE-MOUNTEND			CONTROL	EXTERNAL 0-10 V CONTROL	WATER TEMPERATURE SENSOR	AIR TEMPERATURE SENSOR
		VALVE SET	POWER SUPPLY	CONDENSATE PUMP				
Jaga JDPC BMS - 2-pipe (D03)		-	-	-	-	✓	1	-
Jaga JDPC On / Off - 2-pipe (D07)		-	-	-	-	-	1	-
Jaga JDPC SMART BMS - 2-pipe (D21)		✓	✓	-	Room thermostat	-	1	-
Jaga JDPC SMART BMS C - 2-pipe (D25)		✓	✓	✓	Room thermostat	-	1	-

BRIZA 22 CEILING MOUNTED MODEL 2-PIPE

HEIGHT	LENGTH	TYPE	MAX. MEASURED CURRENT	CONTROL VOLTAGE	AIR FLOW	COOLING TOTAL (condensing) Room temperature 27°C	SENSIBLE COOLING (condensing) Room temperature 27°C	COOLING (non-condensing) Room temperature 27°C	HEATING Room temperature 20°C				SOUND PRESSURE LEVEL	POWER CONSUMPTION	ORDER CODE
H	L	T	I	U		7/12	7/12	16/18	35/30	45/40	50/45	55/45			
mm	mm		A	V	m^3/h	Watts	Watts	Watts	Watts	Watts	Watts	Watts	dB(A)	Watts	
BAMC 630	**900**	**22**		**2**	116	872	623	338	461	848	1042	1131	25.5	3.6	BAMC 063 090 22 XXX BT 2 LR CL G2 DDD
				4	221	1560	1116	605	839	1545	1898	2061	35.0	8.3	
				6	308	2008	1436	779	1101	2025	2489	2702	42.5	16.1	
				8	391	2412	1725	935	1331	2450	3011	3269	46.5	29.0	
				10	434	2645	1891	1026	1456	2679	3293	3575	51.0	38.2	
	1100	**22**		**2**	155	1279	915	446	665	1194	1456	1575	20.5	3.5	BAMC 063 110 22 XXX BT 2 LR CL G2 DDD
				4	284	2209	1579	771	1190	2137	2605	2819	29.5	8.3	
				6	396	2933	2097	1023	1593	2861	3488	3774	39.0	16.7	
				8	503	3543	2533	1236	1929	3463	4222	4568	45.0	30.1	
				10	591	3991	2853	1392	2171	3898	4752	5141	49.0	43.8	
	1300	**22**		**2**	215	1616	1155	636	813	1505	1854	2014	22.0	3.8	BAMC 063 130 22 XXX BT 2 LR CL G2 DDD
				4	359	2804	2005	1104	1435	2655	3270	3552	29.5	9.3	
				6	491	3767	2694	1483	1942	3594	4426	4808	37.0	19.1	
				8	614	4557	3258	1794	2361	4370	5381	5846	42.5	33.5	
				10	703	5060	3618	1992	2631	4869	5997	6515	46.5	47.8	
	1600	**22**		**2**	290	1930	1380	694	1180	2135	2609	2826	28.0	7.0	BAMC 063 160 22 XXX BT 2 LR CL G2 DDD
				4	534	3345	2392	1203	2038	3689	4509	4884	36.0	16.6	
				6	730	4439	3174	1597	2667	4827	5899	6390	43.0	33.9	
				8	931	5524	3949	1987	3256	5893	7203	7802	49.0	59.4	
				10	1065	6224	4450	2239	3617	6546	8000	8665	52.5	83.5	
	1900	**22**		**2**	341	2112	1510	737	1193	2143	2612	2826	25.0	7.0	BAMC 063 190 22 XXX BT 2 LR CL G2 DDD
				4	614	3823	2733	1334	2133	3830	4668	5051	34.0	16.9	
				6	860	5322	3805	1857	2952	5301	6462	6992	41.0	34.8	
				8	1088	6670	4769	2327	3686	6620	8069	8731	47.0	61.8	
				10	1247	7595	5430	2650	4188	7520	9167	9919	51.0	89.2	
	2250	**22**		**2**	477	3594	2570	1266	1936	3479	4242	4590	31.5	10.7	BAMC 063 225 22 XXX BT 2 LR CL G2 DDD
				4	845	6194	4428	2181	3341	6005	7322	7924	39.0	25.0	
				6	1170	8360	5977	2944	4522	8128	9911	10725	46.5	50.1	
				8	1477	10291	7358	3624	5584	10035	12237	13242	52.0	87.9	
				10	1670	11446	8183	4031	6223	11184	13638	14758	55.0	125.3	

Output measured in accordance with EN 1397
Noise measurement according to ISO 3741:2010, at a 2-m distance from the unit and with an assumed room attenuation of 8 dB(A)/room volume 100 m^3 / reverberation time 0.5 sec.

Calculation for other temperatures: jaga.com/selection-tools
Discover the Jaga BIM platform: jaga.thorbiq.io/BEnl/selector/

BRIZA 22 CEILING MOUNTED MODEL 4-PIPE

SOON AVAILABLE
Plug & Play Smart BMS

STANDARD DELIVERY

Coreline: Classic casing with sleek top grille of fine slats across the full width of the unit.

- coated casing made from Sendzimir galvanised steel sheet
- sturdy casing manufactured from electro-galvanised steel
- condensation trap with drain connection
- aluminium-copper heat exchangers with hydrophilic coating
- centrifugal fan(s) with twin inlet
- replaceable polypropylene dust filter (class G2)

PLUG & PLAY
- integrated 230V power supply
- pre-mounted connection sets
- temperature control according to selected Plug & Play version

COLOURS

Casing

Standard colours
- traffic white RAL 9016 (133), soft touch lightly structured satin finish
- sandblast grey (001), fine texture metallic lak
- off-black (145), soft touch lightly-textured satin lacquer

Other colours
see Jaga colour chart

CONNECTION

Standard
- hydronic connections on the left
  large heat exchanger: G 3/4" connection
  small heat exchanger: G 1/2" connectionclamp connector for electric connection
  230 VAC, to connect via an external power supply, on the right hand side.

Optional
Hydronic right, electric left. Connection code **RL** instead of **LR**
No surcharge.

ORDER CODE

BAMC 063 090 22 XXX XX 4 LR CLG2 DDD

- *No Jaga JDPC control system: (leave blank)*
- *Jaga JDPC BMS: D04*
- *Jaga JDPC On / Off: D08*
- *Jaga JDPC SMART BMS 100 TW: D22 TW*
- *Jaga JDPC SMART BMS 100 TB: D22 TB*
- *Jaga JDPC SMART BMS 200 W: D22 2W*
- *Jaga JDPC SMART BMS C 100 TW: D26 TW*
- *Jaga JDPC SMART BMS C 100 TB: D26 TB*
- *Jaga JDPC SMART BMS C 200 W: D26 2W*
- *Model: BT, FT*
- *Colour*
- *Length*

AVAILABLE AS AN OPTION

- factory-fitted Jaga JDPC controller unit:
  Jaga JDPC BMS (D04) or Jaga JDPC On / Off (D08)
- valve set: set 301 and 98 (with thermo-electric motor) or
  set 302 and 99 (with 2 lockshields)
- 2 x stainless steel flexible connections (in pairs)
- thermostat (0-10V) outside the unit

FT *(Front Top)*



BT *(Bottom-Top)*

CONTROL

STANDARD CONTROL SYSTEM: NO JAGA JDPC CONTROL
The fan can be directly controlled via an external 0-10V control signal (thermostat or BMS/domotica). In this case, there is no water temperature sensor, so the fan can start independently of the heat exchanger water temperature.

Optional factory-fitted Jaga JDPC control
A fan convector can optionally be fitted with a JDPC (Jaga Dynamic Product Controller). This controller features an integrated water temperature sensor on the heat exchanger, serving as enablement protection for the fan. The fan only starts when the water temperature suits the requested operating mode. This prevents cold air in heating mode and warm air in cooling mode.

CODE	POSITION	PRE-MOUNTEND			CONTROL	EXTERNAL 0-10 V CONTROL	WATER TEMPERATURE SENSOR	AIR TEMPERATURE SENSOR
		VALVE SET	POWER SUPPLY	CONDENSATE PUMP				
Jaga JDPC BMS - 4-pipe (D04)		-	-	-	-	✓	2	-
Jaga JDPC On / Off - 4-pipe (D08)		-	-	-	-	-	2	-
Jaga JDPC SMART BMS - 4-pipe (D22)		✓	✓	-	Room thermostat	-	2	-
Jaga JDPC SMART BMS C - 4-pipe (D26)		✓	✓	✓	Room thermostat	-	2	-

BRIZA 22 CEILING MOUNTED MODEL 4-PIPE

	HEIGHT	LENGTH	TYPE	MAX. MEASURED CURRENT	CONTROL VOLTAGE	AIR FLOW	COOLING TOTAL (condensing) Room temperature 27°C	SENSIBLE COOLING (condensing) Room temperature 27°C	COOLING (non-condensing) Room temperature 27°C	HEATING Room temperature 20°C				SOUND PRESSURE LEVEL	POWER CONSUMPTION	ORDER CODE
	H	L	T	I	U		7/12	7/12	16/18	35/30	45/40	50/45	55/45			
	mm	mm		A	V	m^3/h	Watts	Watts	Watts	Watts	Watts	Watts	Watts	dB(A)	Watts	
BAMC	**900**	**090**	**22**		**2**	116	872	623	338	264	520	653	716	25.5	3.6	BAMC 063 090 22 XXX BT 4 LR CL G2 DDD
					4	221	1560	1116	605	360	708	890	974	35.0	8.3	
					6	308	2008	1436	779	431	847	1065	1167	42.5	16.1	
					8	391	2412	1725	935	491	965	1213	1329	46.5	29.0	
					10	434	2645	1891	1026	519	1021	1283	1406	51.0	38.2	
	1100	**110**	**22**		**2**	155	1279	915	446	307	603	758	830	20.5	3.5	BAMC 063 110 22 XXX BT 4 LR CL G2 DDD
					4	284	2209	1579	771	487	958	1204	1318	29.5	8.3	
					6	396	2933	2097	1023	608	1196	1503	1646	39.0	16.7	
					8	503	3543	2533	1236	696	1369	1721	1885	45.0	30.1	
					10	591	3991	2853	1392	752	1478	1858	2035	49.0	43.8	
	1300	**130**	**22**		**2**	215	1616	1155	636	429	847	1067	1170	22.0	3.8	BAMC 063 130 22 XXX BT 4 LR CL G2 DDD
					4	359	2804	2005	1104	632	1250	1574	1725	29.5	9.3	
					6	491	3767	2694	1483	777	1536	1934	2120	37.0	19.1	
					8	614	4557	3258	1794	881	1741	2193	2404	42.5	33.5	
					10	703	5060	3618	1992	940	1858	2340	2565	46.5	47.8	
	1600	**160**	**22**		**2**	290	1930	1380	694	767	1484	1855	2027	28.0	7.0	BAMC 063 160 22 XXX BT 4 LR CL G2 DDD
					4	534	3345	2392	1203	1059	2048	2560	2798	36.0	16.6	
					6	730	4439	3174	1597	1262	2440	3050	3333	43.0	33.9	
					8	931	5524	3949	1987	1440	2785	3481	3805	49.0	59.4	
					10	1065	6224	4450	2239	1542	2983	3729	4075	52.5	83.5	
	1900	**190**	**22**		**2**	341	2112	1510	737	725	1390	1732	1891	25.0	7.0	BAMC 063 190 22 XXX BT 4 LR CL G2 DDD
					4	614	3823	2733	1334	1135	2176	2712	2960	34.0	16.9	
					6	860	5322	3805	1857	1466	2810	3502	3822	41.0	34.8	
					8	1088	6670	4769	2327	1738	3332	4152	4533	47.0	61.8	
					10	1247	7595	5430	2650	1910	3661	4563	4981	51.0	89.2	
	2250	**225**	**22**		**2**	477	3594	2570	1266	1211	2326	2901	3167	31.5	10.7	BAMC 063 225 22 XXX BT 4 LR CL G2 DDD
					4	845	6194	4428	2181	1798	3454	4307	4703	39.0	25.0	
					6	1170	8360	5977	2944	2246	4314	5381	5875	46.5	50.1	
					8	1477	10291	7358	3624	2608	5009	6247	6821	52.0	87.9	
					10	1670	11446	8183	4031	2805	5387	6718	7335	55.0	125.3	

Output measured in accordance with EN 1397
Noise measurement according to ISO 3741:2010, at a 2-m distance from the unit and with an assumed room attenuation of 8 dB(A)/room volume 100 m^3 / reverberation time 0.5 sec.

Calculation for other temperatures: jaga.com/selection-tools
Discover the Jaga BIM platform: jaga.thorbiq.io/BEnl/selector/

jaga

CLIMATE
DESIGNERS

FREESTANDING



BRIZA 22 FREESTANDING

We aim to bring our fan convectors to market as installation-ready as possible. Where previously only a water supply connection was needed, today there is also a power supply, electronic control and thermostat connection required. For your installation convenience, we have developed a Plug & Play range. The same high-quality performance, but with all connections pre-assembled. Order with confidence for effortless installation!

DIFFERENT TEMPERATURE SETTINGS

PLUG & PLAY — Complete unit with temperature regulation, valve set and power supply

JAGA JDPC TPT

Room temperature control integrated within the unit, operated via the onboard control panel.

Ordering example Briza
Height 630 mm, Length 900 mm, Colour white (133)

BAMF 063 090 22 133 2 LR CL G2 D01

JAGA JDPC SMART BMS JRT

Room temperature control via a Jaga WiFi thermostat mounted in the room (surface-mounted or recessed thermostat).

Ordering example Briza
Height 630 mm, Length 900 mm, Colour white (133)

BAMF 063 090 22 133 2 LR CL G2 D21 TW
D21 TB
D21 2W

CONFIGURABLE UNIT — Configure your unit to suit your installation and requirements, the system is delivered unassembled.

BRIZA 22

1. Select your unit based on dimensions and heat output	ex. **BAMF 063 090 22 133 2 LR CL G2**
2. Choose the desired control system	No Jaga JDPC control system, Jaga JDPC BMS: D03 (2 P) / D04 (4P) Jaga JDPC ACO: D09 (2P) / D10 (4P)
3. Choose the desired power supply	(24 V power supply included with the selected Jaga JDPC control)
4. Choose the desired valve set(s)	set 301 and 98 (with thermo-electric motor or set 302 and 99 (with 2 lockshields)

BRIZA FREESTANDING

DIMENSIONS *(in mm)*

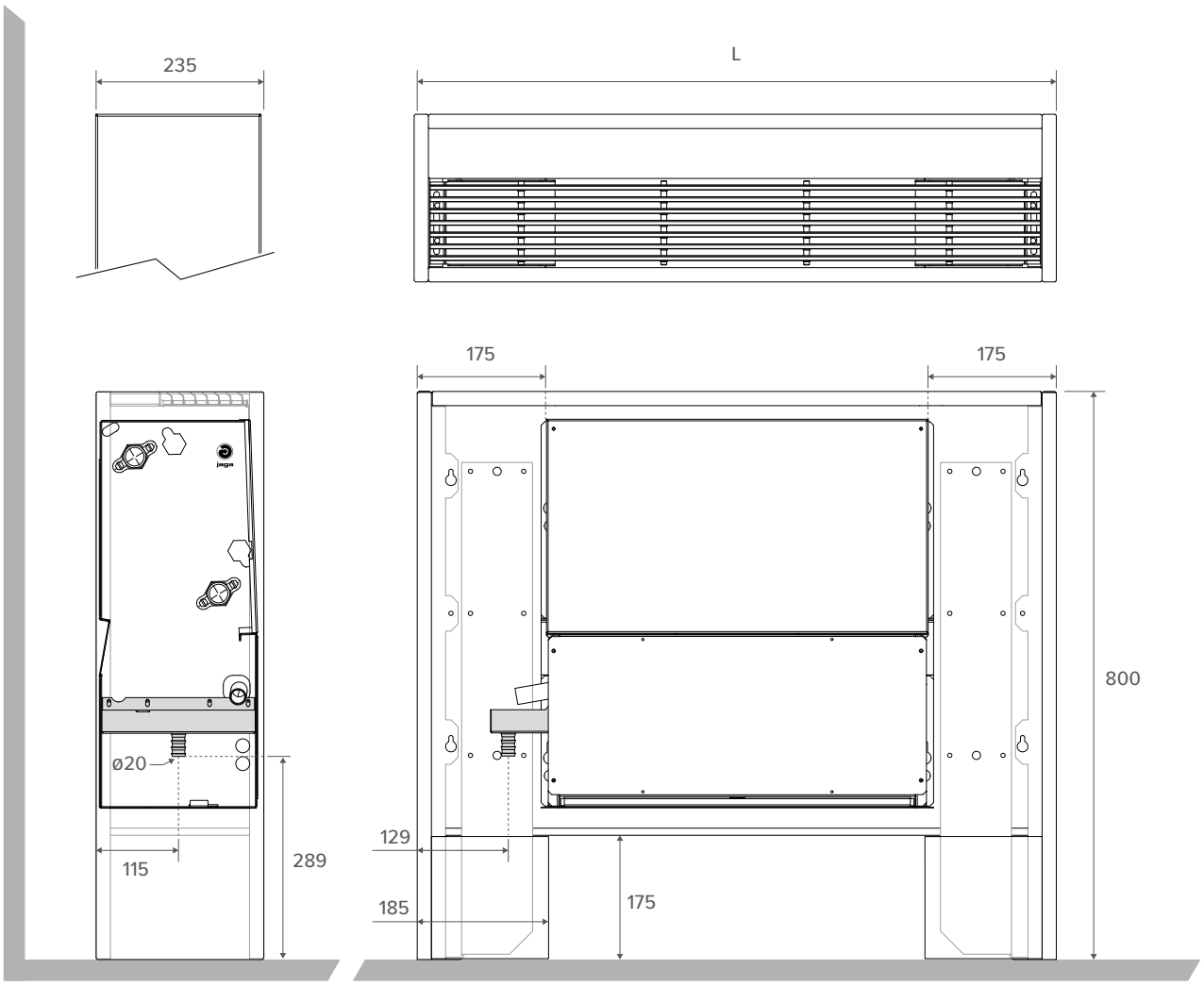

FREE SPACE

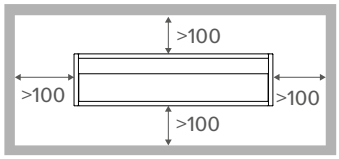

HYDRONIC CONNECTION

2-pipe

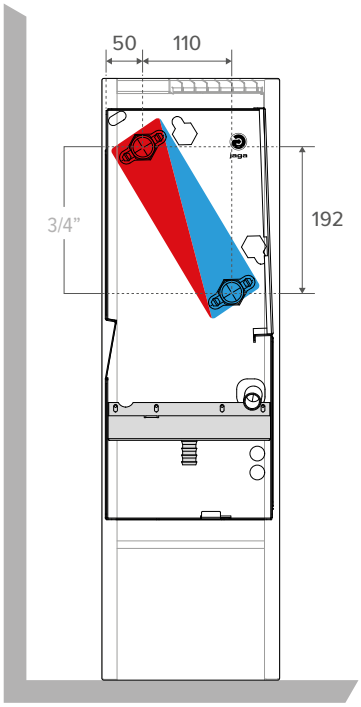

4-pipe

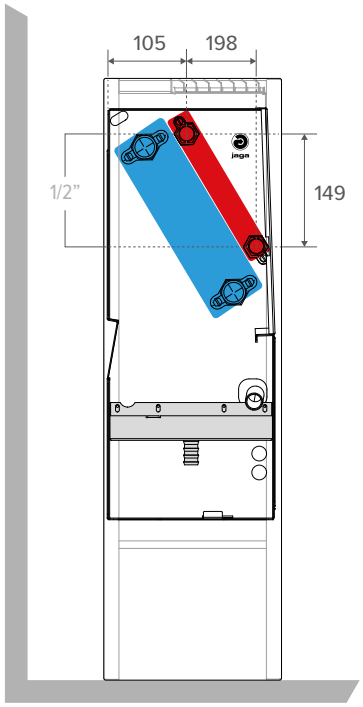

BRIZA 22 FREESTANDING 2-PIPE

SOON AVAILABLE
Plug & Play Smart BMS

STANDARD DELIVERY

Coreline: Classic casing with sleek top grille of fine slats across the full width of the unit.

- coated casing made from Sendzimir galvanised steel sheet
- sturdy casing manufactured from electro-galvanised steel
- condensation trap with drain connection
- aluminium-copper heat exchanger with hydrophilic coating
- centrifugal fan(s) with twin inlet
- replaceable polypropylene dust filter (class G2)

COLOURS

Casing

Standard colours

- traffic white RAL 9016 (133), soft touch lightly structured satin finish
- sandblast grey (001), fine texture metallic lak
- off-black (145), soft touch lightly-textured satin lacquer

Other colours

see Jaga colour chart

CONNECTION

Standard

- hydronic connections on the left, G 3/4" connection
- clamp connector for electric connection 230 VAC, to connect via an external power supply, on the right hand side.

Optional

Hydronic right, electric left. Connection code **RL** instead of **LR**
No surcharge.

ORDER CODE

BAMF 063 090 22 XXX 2 LR CL G2 DDD

- No Jaga JDPC control system	(leave blank)
- Jaga JDPC BMS:	D03
- Jaga JDPC ACO	D09
- Jaga JDPC TPT:	D01
- Jaga JDPC SMART BMS 100 TW:	D21 TW
- Jaga JDPC SMART BMS 100 TB:	D21 TB
- Jaga JDPC SMART BMS 200 W:	D21 2W

Colour

Length

AVAILABLE AS AN OPTION

- factory-fitted Jaga JDPC controller unit:
  Jaga JDPC BMS (D03) or Jaga JDPC ACO (D09)
- valve set: set 301 (with thermo-electric motor) or set 302 (with 2 lockshields)
- stainless steel flexible connections (in pairs)
- thermostat (0-10V) outside the unit

CONTROL

STANDARD CONTROL SYSTEM: NO JAGA JDPC CONTROL

The fan can be directly controlled via an external 0-10V control signal (thermostat or BMS/domotica). In this case, there is no water temperature sensor, so the fan can start independently of the heat exchanger water temperature.

Optional factory-fitted Jaga JDPC control

A fan convector can optionally be fitted with a JDPC (Jaga Dynamic Product Controller). This controller features an integrated water temperature sensor on the heat exchanger, serving as enablement protection for the fan. The fan only starts when the water temperature suits the requested operating mode. This prevents cold air in heating mode and warm air in cooling mode.

CODE	POSITION	VALVE SET (PRE-MOUNTEND)	POWER SUPPLY (PRE-MOUNTEND)	CONTROL	EXTERNAL 0-10 V CONTROL	WATER TEMPERATURE SENSOR	AIR TEMPERATURE SENSOR
Jaga JDPC BMS - 2-pipe (D03)		-	-	-	✓	1	-
Jaga JDPC ACO - 2-pipe (D09)		-	-	Control panel	-	1	✓
Jaga JDPC TPT - 2-pipe (D01)		✓	✓	Control panel	-	1	✓
Jaga JDPC Smart BMS - 2-pipe (D21)		✓	✓	Room thermostat	-	1	-

BRIZA 22 FREESTANDING 2-PIPE

HEIGHT	LENGTH	TYPE	MAX. MEASURED CURRENT	CONTROL VOLTAGE	AIR FLOW	COOLING TOTAL (condensing) Room temperature 27°C	SENSIBLE COOLING (condensing) Room temperature 27°C	COOLING (non-condensing) Room temperature 27°C	HEATING Room temperature 20°C				SOUND PRESSURE LEVEL	POWER CONSUMPTION	ORDER CODE
H	L	T	I	U		7/12	7/12	16/18	35/30	45/40	50/45	55/45			
mm	mm		A	V	m^3/h	Watts	Watts	Watts	Watts	Watts	Watts	Watts	dB(A)	Watts	
BAMF 630	**900**	**22**	0.06	**2**	116	872	623	338	461	848	1042	1131	25,5	3.6	BAMF 063 090 22 XXX 2 LR CL G2 DDD
			0.09	**4**	221	1560	1116	605	839	1545	1898	2061	35,0	8.3	
			0.16	**6**	308	2008	1436	779	1101	2025	2489	2702	42,5	16.1	
			0.26	**8**	391	2412	1725	935	1331	2450	3011	3269	46,5	29.0	
			0.36	**10**	434	2645	1891	1026	1456	2679	3293	3575	51,0	38.2	
	1100	**22**	0.05	**2**	155	1279	915	446	665	1194	1456	1575	20,5	3.5	BAMF 063 110 22 XXX 2 LR CL G2 DDD
			0.09	**4**	284	2209	1579	771	1190	2137	2605	2819	29,5	8.3	
			0.17	**6**	396	2933	2097	1023	1593	2861	3488	3774	39,0	16.7	
			0.29	**8**	503	3543	2533	1236	1929	3463	4222	4568	45,0	30.1	
			0.41	**10**	591	3991	2853	1392	2171	3898	4752	5141	49,0	43.8	
	1300	**22**	0.05	**2**	215	1616	1155	636	813	1505	1854	2014	22,0	3.8	BAMF 063 130 22 XXX 2 LR CL G2 DDD
			0.10	**4**	359	2804	2005	1104	1435	2655	3270	3552	29,5	9.3	
			0.19	**6**	491	3767	2694	1483	1942	3594	4426	4808	37,0	19.1	
			0.33	**8**	614	4557	3258	1794	2361	4370	5381	5846	42,5	33.5	
			0.44	**10**	703	5060	3618	1992	2631	4869	5997	6515	46,5	47.8	
	1600	**22**	0.12	**2**	290	1930	1380	694	1180	2135	2609	2826	28,0	7.0	BAMF 063 160 22 XXX 2 LR CL G2 DDD
			0.19	**4**	534	3345	2392	1203	2038	3689	4509	4884	36,0	16.6	
			0.31	**6**	730	4439	3174	1597	2667	4827	5899	6390	43,0	33.9	
			0.48	**8**	931	5524	3949	1987	3256	5893	7203	7802	49,0	59.4	
			0.64	**10**	1065	6224	4450	2239	3617	6546	8000	8665	52,5	83.5	
	1900	**22**	0.08	**2**	341	2112	1510	737	1193	2143	2612	2826	25,0	7.0	BAMF 063 190 22 XXX 2 LR CL G2 DDD
			0.15	**4**	614	3823	2733	1334	2133	3830	4668	5051	34,0	16.9	
			0.31	**6**	860	5322	3805	1857	2952	5301	6462	6992	41,0	34.8	
			0.55	**8**	1088	6670	4769	2327	3686	6620	8069	8731	47,0	61.8	
			0.73	**10**	1247	7595	5430	2650	4188	7520	9167	9919	51,0	89.2	
	2250	**22**	0.15	**2**	477	3594	2570	1266	1936	3479	4242	4590	31,5	10.7	BAMF 063 225 22 XXX 2 LR CL G2 DDD
			0.26	**4**	845	6194	4428	2181	3341	6005	7322	7924	39,0	25.0	
			0.47	**6**	1170	8360	5977	2944	4522	8128	9911	10725	46,5	50.1	
			0.77	**8**	1477	10291	7358	3624	5584	10035	12237	13242	52,0	87.9	
			1.00	**10**	1670	11446	8183	4031	6223	11184	13638	14758	55,0	125.3	

Output measured in accordance with EN 1397
Noise measurement according to ISO 3741:2010, at a 2-m distance from the unit and with an assumed room attenuation of 8 dB(A)/room volume 100 m^3 / reverberation time 0.5 sec.

Calculation for other temperatures: jaga.com/selection-tools
Discover the Jaga BIM platform: jaga.thorbiq.io/BEnl/selector/

BRIZA 22 FREESTANDING 4-PIPE

SOON AVAILABLE
Plug & Play Smart BMS

STANDARD DELIVERY

Coreline: Classic casing with sleek top grille of fine slats across the full width of the unit.D

- coated casing made from Sendzimir galvanised steel sheet
- sturdy casing manufactured from electro-galvanised steel
- condensation trap with drain connection
- aluminium-copper heat exchanger with hydrophilic coating
- centrifugal fan(s) with twin inlet
- replaceable polypropylene dust filter (class G2)

COLOURS

Casing

Standard colours

- traffic white RAL 9016 (133), soft touch lightly structured satin finish
- sandblast grey (001), fine texture metallic lak
- off-black (145), soft touch lightly-textured satin lacquer

Other colours

see Jaga colour chart

CONNECTION

Standard

- hydronic connections on the left
  large heat exchanger: G 3/4" connection
  small heat exchanger: G 1/2" connection
- clamp connector for electric connection 230 VAC, to connect via an external power supply, on the right hand side.

Optional

Hydronic right, electric left. Connection code **RL** instead of **LR**
No surcharge.

ORDER CODE

BAMF 063 090 22 XXX 4 LR CLG2DDD

- No Jaga JDPC control system:	(leave blank)
- Jaga JDPC BMS:	D04
- Jaga JDPC ACO	D10
- Jaga JDPC TPT:	D02
- Jaga JDPC SMART BMS 100 TW:	D22 TW
- Jaga JDPC SMART BMS 100 TB:	D22 TB
- Jaga JDPC SMART BMS 200 W:	D22 2W

Colour

Length

AVAILABLE AS AN OPTION

- factory-fitted Jaga JDPC controller unit:
  Jaga JDPC BMS (D04) or Jaga JDPC On / Off (D10)
- valve set: set 301 and 98 (with thermo-electric motor) or
  set 302 en 99 (with 2 lockshields)
- 2 x stainless steel flexible connections (in pairs)
- thermostat (0-10V) outside the unit

CONTROL

STANDARD CONTROL SYSTEM: NO JAGA JDPC CONTROL

The fan can be directly controlled via an external 0-10V control signal (thermostat or BMS/domotica). In this case, there is no water temperature sensor, so the fan can start independently of the heat exchanger water temperature.

Optional factory-fitted Jaga JDPC control

A fan convector can optionally be fitted with a JDPC (Jaga Dynamic Product Controller). This controller features an integrated water temperature sensor on the heat exchanger, serving as enablement protection for the fan. The fan only starts when the water temperature suits the requested operating mode. This prevents cold air in heating mode and warm air in cooling mode.

CODE	POSITION	VALVE SET (PRE-MOUNTEND)	POWER SUPPLY (PRE-MOUNTEND)	CONTROL	EXTERNAL 0-10 V CONTROL	WATER TEMPERATURE SENSOR	AIR TEMPERATURE SENSOR
Jaga JDPC BMS - 4-pipe (D04)		-	-	-	✓	2	-
Jaga JDPC ACO - 4-pipe (D10)		-	-	Control panel	-	2	✓
Jaga JDPC TPT - 4-pipe(D02)		✓	✓	Control panel	-	2	✓
Jaga JDPC Smart BMS - 4-pipe (D22)		✓	✓	Room thermostat	-	2	-

BRIZA 22 FREESTANDING 4-PIPE

HEIGHT	LENGTH	TYPE	MAX. MEASURED CURRENT	CONTROL VOLTAGE	AIR FLOW	COOLING TOTAL (condensing) Room temperature 27°C	SENSIBLE COOLING (condensing) Room temperature 27°C	COOLING (non-condensing) Room temperature 27°C	HEATING Room temperature 20°C				SOUND PRESSURE LEVEL	POWER CONSUMPTION	ORDER CODE
H	L	T	I	U		7/12	7/12	16/18	35/30	45/40	50/45	55/45			
mm	mm		A	V	m^3/h	Watts	Watts	Watts	Watts	Watts	Watts	Watts	dB(A)	Watts	
BAMF 630	**900**	**22**	0.06	**2**	116	872	623	338	264	520	653	716	25,5	3,6	BAMF 063 090 22 XXX 4 LR CL G2 DDD
			0.09	**4**	221	1560	1116	605	360	708	890	974	35,0	8,3	
			0.16	**6**	308	2008	1436	779	431	847	1065	1167	42,5	16,1	
			0.26	**8**	391	2412	1725	935	491	965	1213	1329	46,5	29,0	
			0.36	**10**	434	2645	1891	1026	519	1021	1283	1406	51,0	38,2	
	1100	**22**	0.05	**2**	155	1279	915	446	307	603	758	830	20,5	3,5	BAMF 063 110 22 XXX 4 LR CL G2 DDD
			0.09	**4**	284	2209	1579	771	487	958	1204	1318	29,5	8,3	
			0.17	**6**	396	2933	2097	1023	608	1196	1503	1646	39,0	16,7	
			0.29	**8**	503	3543	2533	1236	696	1369	1721	1885	45,0	30,1	
			0.41	**10**	591	3991	2853	1392	752	1478	1858	2035	49,0	43,8	
	1300	**22**	0.05	**2**	215	1616	1155	636	429	847	1067	1170	22,0	3,8	BAMF 063 130 22 XXX 4 LR CL G2 DDD
			0.10	**4**	359	2804	2005	1104	632	1250	1574	1725	29,5	9,3	
			0.19	**6**	491	3767	2694	1483	777	1536	1934	2120	37,0	19,1	
			0.33	**8**	614	4557	3258	1794	881	1741	2193	2404	42,5	33,5	
			0.44	**10**	703	5060	3618	1992	940	1858	2340	2565	46,5	47,8	
	1600	**22**	0.12	**2**	290	1930	1380	694	767	1484	1855	2027	28,0	7,0	BAMF 063 160 22 XXX 4 LR CL G2 DDD
			0.19	**4**	534	3345	2392	1203	1059	2048	2560	2798	36,0	16,6	
			0.31	**6**	730	4439	3174	1597	1262	2440	3050	3333	43,0	33,9	
			0.48	**8**	931	5524	3949	1987	1440	2785	3481	3805	49,0	59,4	
			0.64	**10**	1065	6224	4450	2239	1542	2983	3729	4075	52,5	83,5	
	1900	**22**	0.08	**2**	341	2112	1510	737	725	1390	1732	1891	25,0	7,0	BAMF 063 190 22 XXX 4 LR CL G2 DDD
			0.15	**4**	614	3823	2733	1334	1135	2176	2712	2960	34,0	16,9	
			0.31	**6**	860	5322	3805	1857	1466	2810	3502	3822	41,0	34,8	
			0.55	**8**	1088	6670	4769	2327	1738	3332	4152	4533	47,0	61,8	
			0.73	**10**	1247	7595	5430	2650	1910	3661	4563	4981	51,0	89,2	
	2250	**22**	0.15	**2**	477	3594	2570	1266	1211	2326	2901	3167	31,5	10,7	BAMF 063 225 22 XXX 4 LR CL G2 DDD
			0.26	**4**	845	6194	4428	2181	1798	3454	4307	4703	39,0	25,0	
			0.47	**6**	1170	8360	5977	2944	2246	4314	5381	5875	46,5	50,1	
			0.77	**8**	1477	10291	7358	3624	2608	5009	6247	6821	52,0	87,9	
			1.00	**10**	1670	11446	8183	4031	2805	5387	6718	7335	55,0	125,3	

Output measured in accordance with EN 1397
Noise measurement according to ISO 3741:2010, at a 2-m distance from the unit and with an assumed room attenuation of 8 dB(A)/room volume 100 m^3 / reverberation time 0.5 sec.

Calculation for other temperatures: jaga.com/selection-tools
Discover the Jaga BIM platform: jaga.thorbiq.io/BEnl/selector/

jaga

CLIMATE
DESIGNERS

HYDRONIC CONNECTION

BRIZA HYDRONIC CONNECTION - VALVES

SET 289

KVS 0.8 - default setting in 6 steps

CODE		BRIZA 10	BRIZA 12
CODY B18 24 4...	24 VDC	✓	-
CODY B18 23 4...	230 VAC	✓	-

fill in sleeve coupling code

SET 288

KV 1.65

CODE	BRIZA 10	BRIZA 12
CODY L01 00 4...	✓	-

fill in sleeve coupling code

SET 295

KVS 0.8

CODE		BRIZA 10	BRIZA 12
CODY SC5 24 4...	24 VDC	-	✓
CODY SC5 10 4...	0..10 VDC	-	✓

fill in sleeve coupling code

SET 290

CODE	BRIZA 10	BRIZA 12
CODY LOC 00 4...	-	✓

fill in sleeve coupling code

STAINLESS STEEL FLEXIBLE CONNECTIONS 1/2"

CODE	Length		BRIZA 10	BRIZA 12
7990 068	200 < 260 mm	2 units	✓	✓

SLEEVE COUPLINGS EUROCONE

Ordering example

Add the code of the connection set to the clamp couplings code. These depend on the type of pipe that was used and its Ø. Included in the price of the connections sets.

connection set code CODY B18 23 4 *sleeve coupling code* **620**

CODE	TUBE Ø
112	12/1
114	14/1
115	15/1
116	16/1
118	18/1

CODE	TUBE Ø
612	12/2
614	14/2
616	16/2
618	18/2

CODE	TUBE Ø
615	15/2.5
619	16/1.5
620	20/2

BRIZA HYDRONIC CONNECTION - VALVES

large / small heat exchanger

BRIZA 22 / BRIZA 26

BRIZA 22 / BRIZA 26

2-pipe

4-pipe

SET 301

SUPPLY VALVE Kv max. 3.4
LOCKSHIELD VALVE Kv max. 2.5

CODE					
CODY WA5 24 0	*without sleeve couplings*	24 VDC	✓	-
CODY WA5 23 0	*without sleeve couplings*	230 VAC	✓	-
			✓	-
CODY WA5 24 4...	*with sleeve couplings*	24 VDC	✓	-
CODY WA5 23 4...	*with sleeve couplings*	230 VAC		

fill in sleeve coupling code

SET 302

CODE			
CODY LO5 00 0	*without sleeve couplings*	✓	-
CODY LO5 00 4...	*with sleeve couplings*	✓	-

fill in sleeve coupling code

SET 98

Kv 1.5 without default setting

CODE				
CODY WA4 24 0	*without sleeve couplings*	24 VDC	-	✓
CODY WA4 23 0	*without sleeve couplings*	230 VAC	-	✓
			-	✓
CODY WA4 24 4...	*with sleeve couplings*	24 VDC	-	✓
CODY WA4 23 4...	*with sleeve couplings*	230 VAC	-	✓

fill in sleeve coupling code

SET 99

CODE			
CODY LOM 00 0	*without sleeve couplings*	-	✓
CODY LOM 00 4...	*with sleeve couplings*	-	✓

fill in sleeve coupling code

STAINLESS STEEL FLEXIBLE CONNECTIONS

CODE		Length			
8776 00010002	3/4"	300 < 600 mm	2 units	✓	-
7990 068	1/2"	200 < 260 mm	2 units	-	✓

SLEEVE COUPLINGS EUROCONE

Ordering example
Add the code of the connection set to the clamp couplings code. These depend on the type of pipe that was used and its Ø. Included in the price of the connections sets.

connection set code CODY WA 24 4 *sleeve coupling code* **620**

CODE	TUBE Ø
112	12/1
114	14/1
115	15/1
116	16/1
118	18/1

CODE	TUBE Ø
612	12/2
614	14/2
616	16/2
618	18/2

CODE	TUBE Ø
615	15/2.5
619	16/1.5
620	20/2

BRIZA HYDRONIC PRESSURE DROPS

2-PIPE - STANDARD KV

PRE-SETTING	1	2	3	4	5	6	KVS
KV	0.10	0.20	0.30	0.40	0.50	0.60	0.80
2-PIPE	✓	✓	✓	✓	✓	✓	-

JAGA VALVE
3/4" EUROCONE
5090.4407

Set: 295

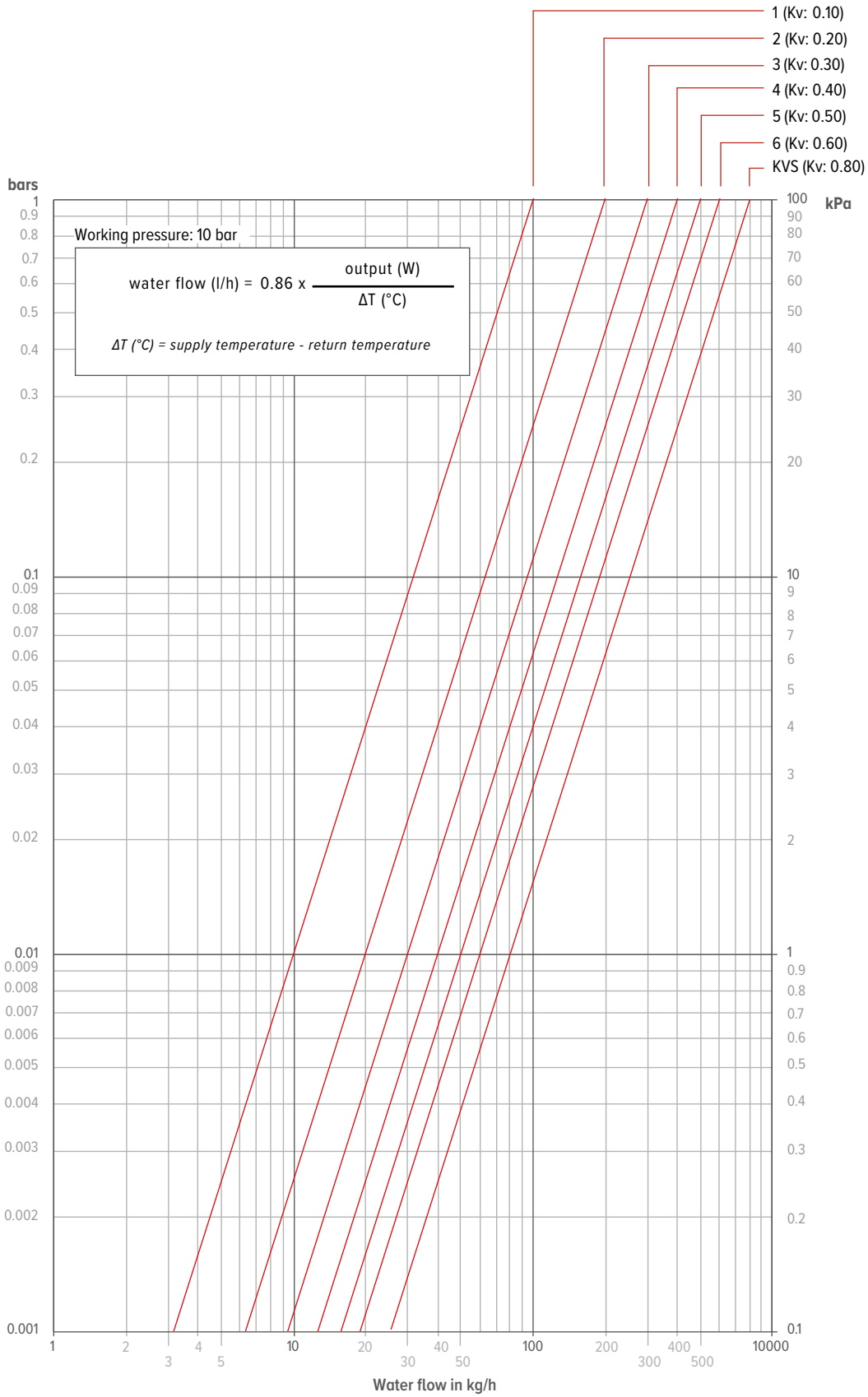

BRIZA HYDRONIC PRESSURE DROPS

PRE-SETTING	1	2	3	4	5	6	7	8	9
NUMBER OF ROTATIONS	1.25	1.50	1.75	2.00	2.50	3.00	3.50	4.00	open
KV	0.14	0.20	0.31	0.43	0.60	0.79	1.00	1.20	1.35

JAGA RETURN VALVES 3/4"
EUROCONE STRAIGHT

5094 4431

Set: 290, 295

JAGA LOCKSHIELD VALVES 1/2"
FEMALE THREAD STRAIGHT

5090 109

Set: 98, 99

JAGA LOCKSHIELD VALVES 1/2"
FEMALE THREAD ANGLED

5090 110

Set: 289, 288

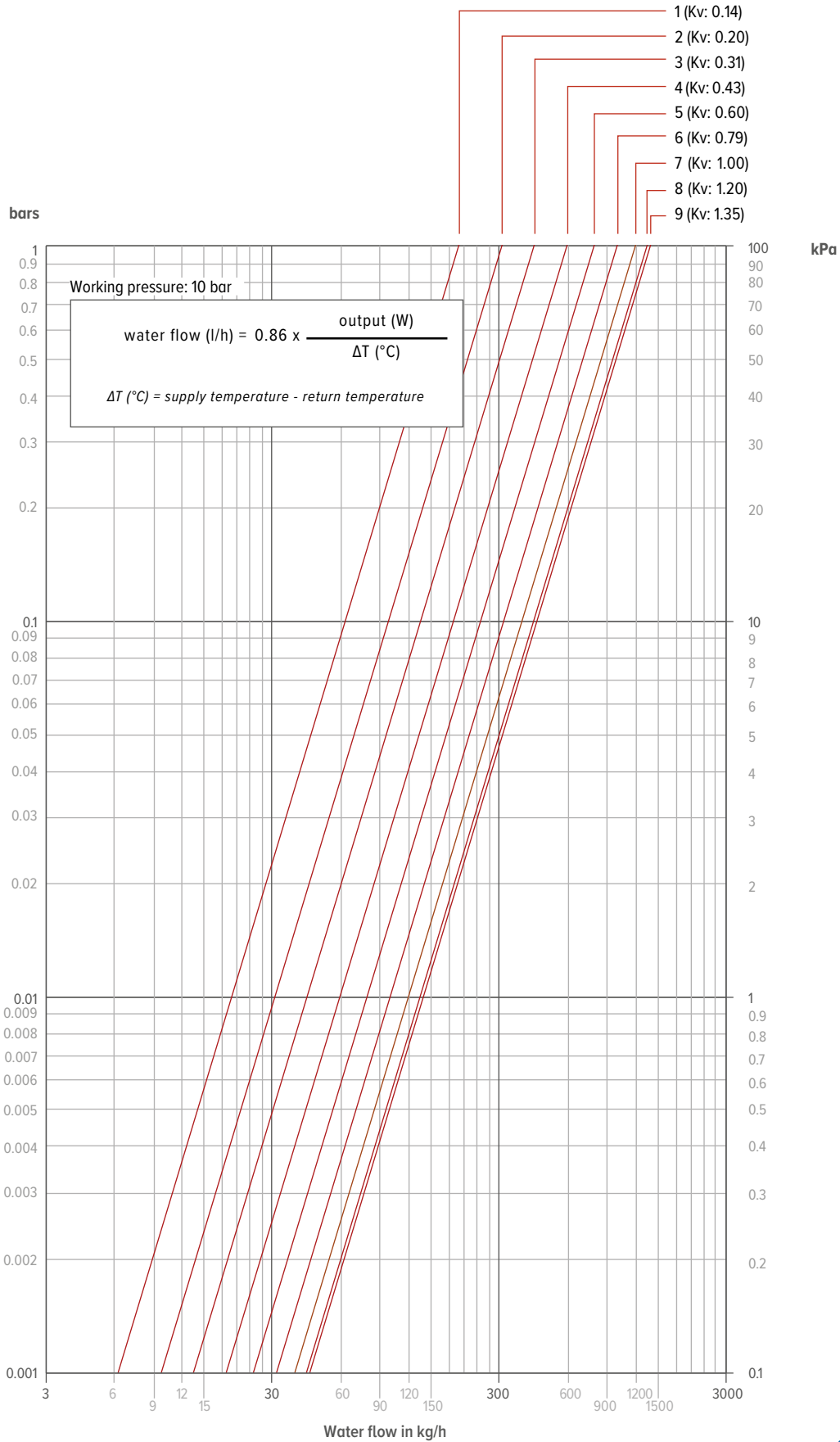

BRIZA HYDRONIC PRESSURE DROPS

KV	3.4

JAGA VALVE 3/4" MALE THREAD DN 20 ANGLED FOR 3/4" FEMALE THREAD CONNECTION

5090 701

Set 301

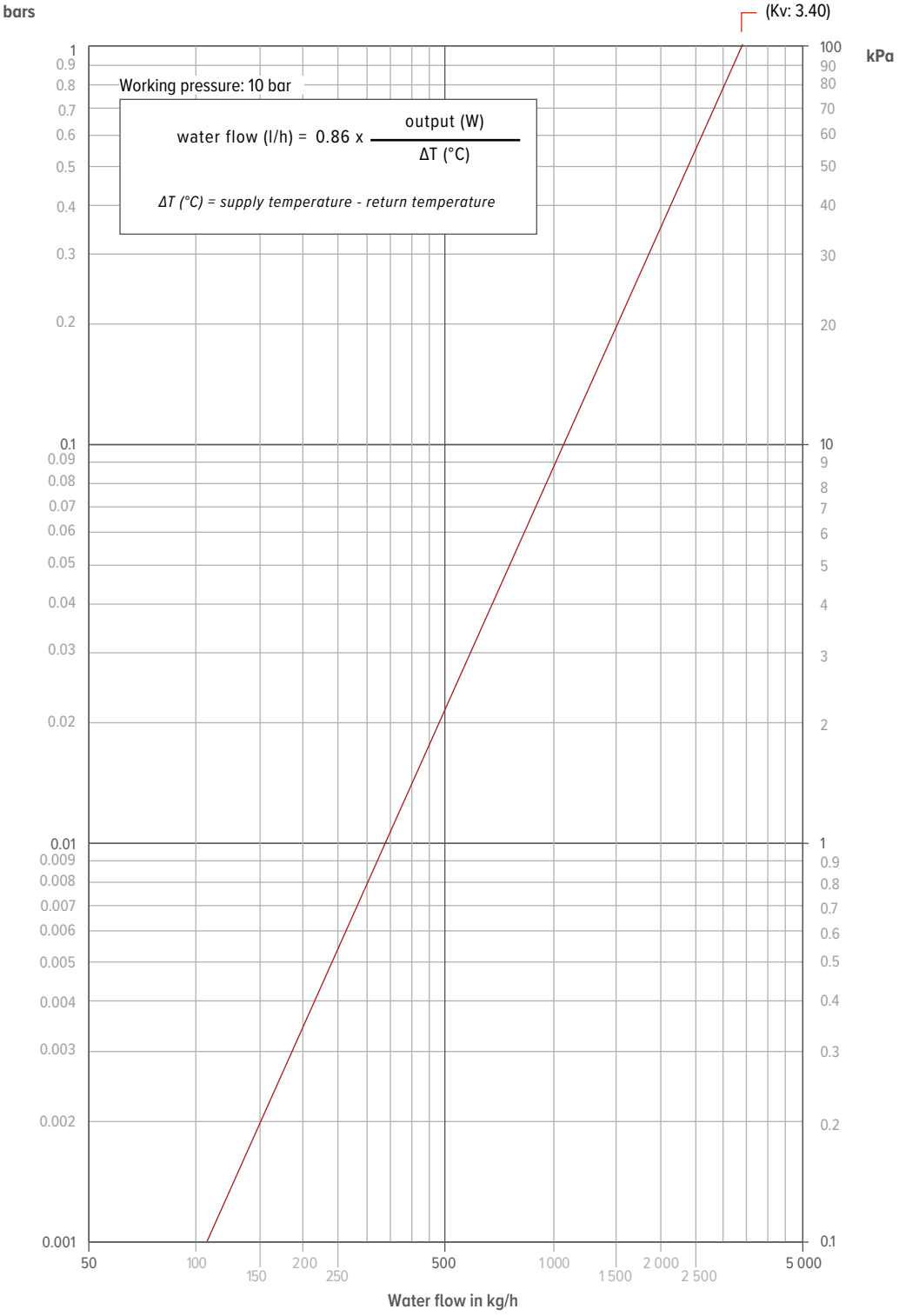

BRIZA HYDRONIC PRESSURE DROPS

NUMBER OF ROTATIONS	2	3	4	open
KV	0.8	1.5	2.1	2.5

JAGA RETURN VALVE 3/4" MALE THREAD DN 20 STRAIGHT FOR 3/4" FEMALE THREAD CONNECTION

5090 702

Set 301, 302

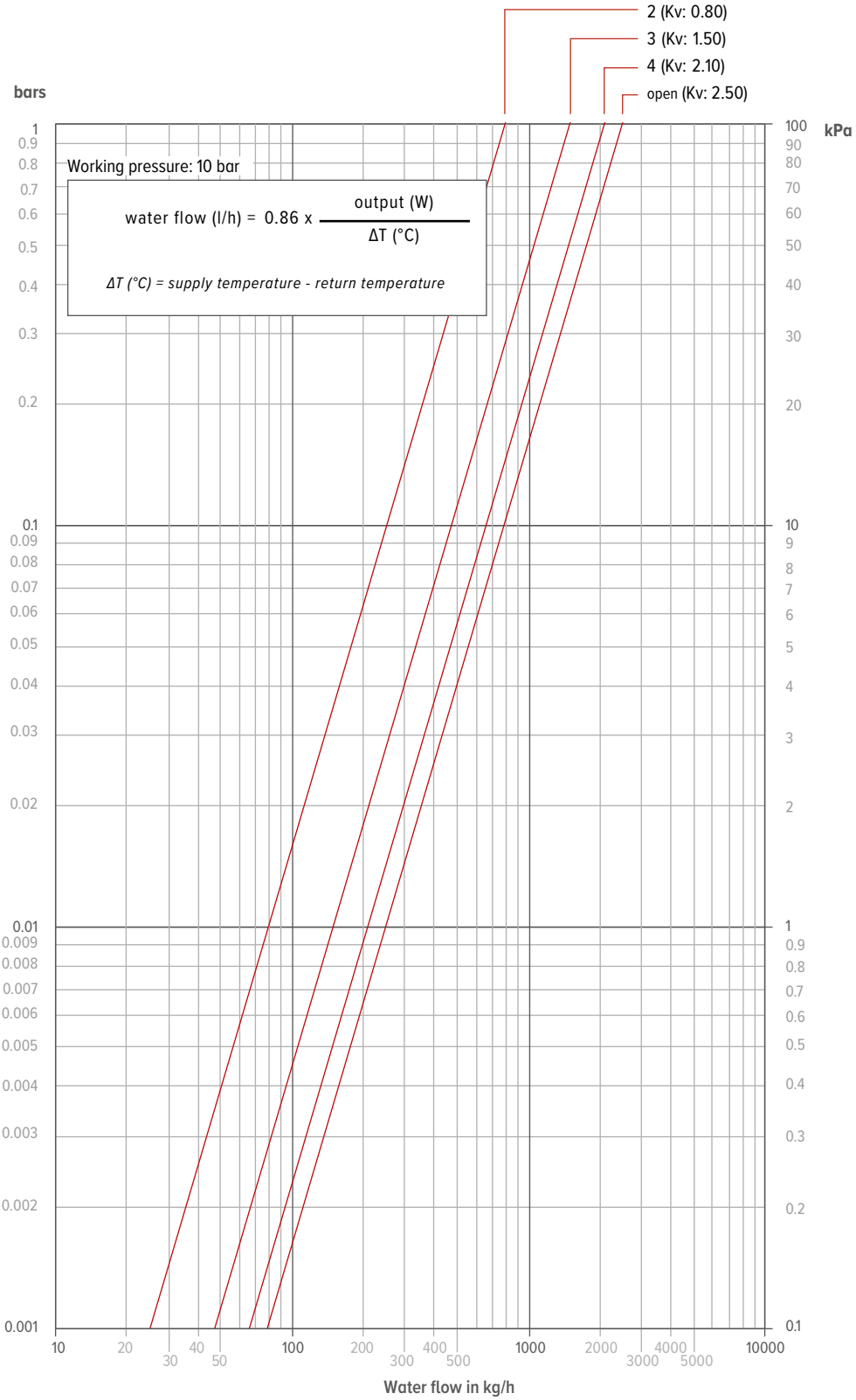

BRIZA CONDENSATE PUMP

DESCRIPTION

Whisper-quiet:	ideal for installation in any room
IP64 protection:	optimally protected against dust and splashing water
Plug & Play connectors:	fast and easy installation and maintenance
Transparent reservoir:	instant view of the status for easy maintenance
Brass outlet:	guaranteed strength and reliability
Patented foam casing:	less noise and easier to install

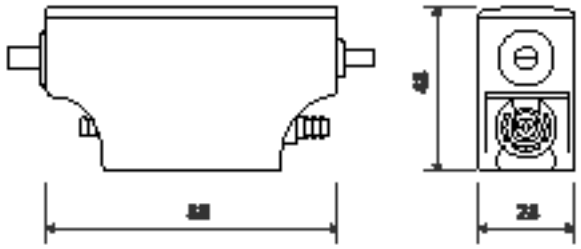

FLOW RATE

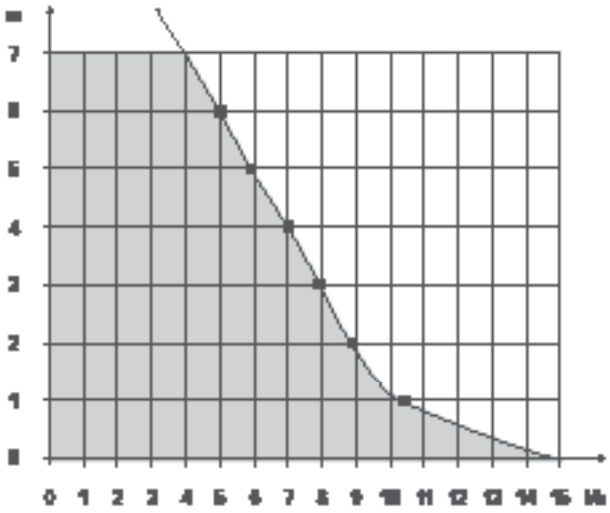

STANDARD DELIVERY

- Pump
- Reservoir with venting hose
- Power/alarm cable
- Pump base
- Reservoir base
- Double-sided tape
- Inlet hose
- Suction hose (1.8 m)
- 1 clamp

SPECIFICATIONS

Maximum flow rate (l/h)	15
Maximum suction height (m)	2
Maximum discharge head (m)	10
Electrical power (W)	19
Rated voltage (VAC)	220 / 240
Frequency (Hz)	50 / 60
Alarm	NO-NC 5A
Sound level (dB(A))	19.7
Protection category	IP64
Thermal protection	✓
Work cycle (%)	100
Length of the power/alarm cable (m)	1.6

If need be, the pump can run 100% of the time.

GUIDELINES FOR USING THE MINI FLOWATCH 2 SILENCE CONDENSATE PUMP:

For correct operation, it is essential to follow the installation manual precisely. Incorrect installation or failure to adhere to the instructions may cause serious water damage.

IMPORTANT FOR INSTALLATION AND USE

- Always read and follow the supplied instructions.
- Mount the float module perfectly horizontally and use the supplied tape for a stable attachment.
- Always connect the vent of the float module above the water level of the drip tray.
- Always use the correct crystal tube diameter (Ø 6 mm internal / Ø 9 mm external) – never larger.
- Respect the maximum suction height and discharge head in relation to the unit's condensate production.
- Allow for sufficient ventilation around the pump.
- The pump should never be installed outside or in frost-sensitive rooms.
- The condensate pipe cannot be pinched or bent; use a guide or a plastic 90° elbow if necessary.
- Always use all the supplied accessories and fastening straps to prevent the hose from detaching.
- Provide a separate power supply (independent of the cooling unit) to ensure the pump is always active.
- The pump is protected against water ingress (IP64).

MAINTENANCE AND SAFETY

- Check the float module at least twice a year for contamination or blockages. In dirty environments, this inspection should occur more frequently.
- Include cleaning the pre-filter at every inspection.
- Do not use aggressive cleaning agents, as these could damage the pump. Only approved products with safety datasheets are allowed.
- The pump is equipped with an alarm contact; make sure this is ALWAYS connected so that the condensing unit is immediately shut down in case of blockages.

LIABILITY

JAGA NV cannot be held liable for damages resulting from incorrect installation, insufficient maintenance, or failure to comply with these guidelines.

BRIZA BUILT-IN CEILING

	BRIZA 12	BRIZA 22	BRIZA 26

CONDENSATE LEVEL SENSOR

sensor for monitoring the condensate level in the condensate collector

- Normally closed (NC)
- Max. contact load 10 W
- Max. contact voltage 100 VDC
- Max. switching current 0.5 A

	✓	✓	✓

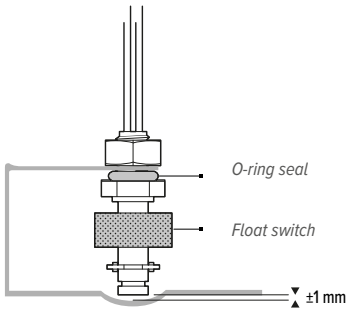

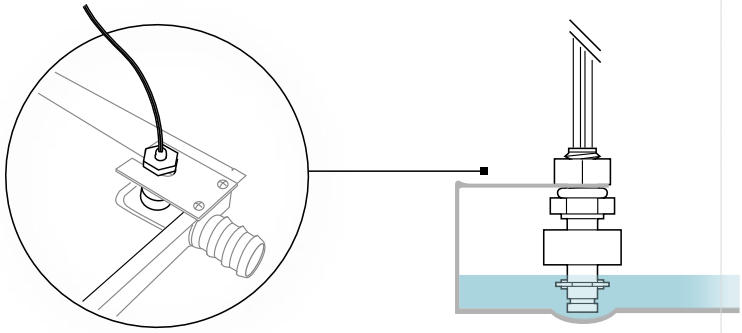

E316052

MOUNTING BRACKET FOR LEVEL SENSOR



bracket for mounting the level sensor in the condensate tray

- The mounting holes are pre-punched in the condensate tray.
- LACQUERED
- Thickness: 1 mm
- Two rivets for mounting are supplied as standard.

	-	✓	✓

CONDENSATE TRAY WITH OUTLET SPIGGOT Ø 2 CM

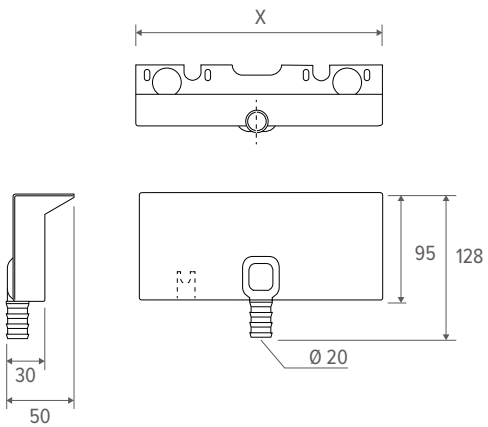

	✓	-	-

CODE	for Briza 12 Built-in ceiling	X
5127 000 100 01	H 038	215
5127 000 100 02	H 052	295
	for Briza 12 Ceiling mounted model	
8546 038 001	H 041/042 left	215
8546 038 002	H 041/042 right	215
8546 052 001	H 055/056 left	295
8546 052 002	H 055/056 right	295

CE

jaga

CLIMATE
DESIGNERS

ELECTRICAL CONNECTION

10
12
22
26

BRIZA ELECTRICAL CONNECTION

POWER SUPPLIES

⚠ ***Jaga units are only CE: EN-60335 certified with use of the original Jaga power supplies***

SUPPLY VOLTAGE NO JAGA JDPC CONTROL SYSTEM	Briza 10	Briza 12	Briza 22	Briza 26
24 VDC	✓	✓	-	-
230 VAC	-	-	✓	✓
JAGA JDPC CONTROLS				
24 VDC	✓	✓	✓	✓
230 VAC	-	-	✓	✓

WATERPROOF POWER SUPPLY 24 VDC WITH WATERPROOF CABLE GLAND

- in compliance with UL1310 - EN 60950-1 / Class II
- output voltage 24 VDC
- input voltage 100 - 240 VAC
- output current 1.67 A
- output 40 Watts
- dimensions L 14.5 x W 4.5 x H 3.0 cm

CODE		BRIZA 10 / 12	BRIZA 22 / 26
37603 010002		✓	-
P *(add* **"P"** *to the order code)*	Pre-mountend	✓	-

POWER SUPPLY DIN-RAIL ASSEMBLY

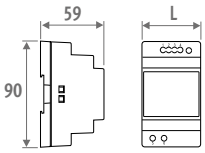

- for DIN-rail or wall mounting in a electrical switchboard
- in compliance with UL60950 / UL508 / EN 60950-1 / TUV EN61558-2-16 / Class II
- output voltage 24 VDC
- input voltage 100 - 240 VAC
- screw connection
- LED indicator

CODE	L *mm*	OUTPUT *Watts*	OUTPUT CURRENT *A*	BRIZA 10 / 12	BRIZA 22 / 26
7990 054	3.5	36	1.50	✓	-
7990 055	5.3	60	2.50	✓	-
7990 056	7.0	92	3.90	✓	-
7990 057	10.3	150	6.25	✓	-

24 VDC POWER SUPPLY

- Power supply for the JDPC, thermostat and thermoelectric motorr
- in compliance with UL1310 - EN 60950-1 / Class II
- output voltage 24 VDC
- input voltage 90 - 264 VAC
- output current 0.34 A
- output 8.16 Watts
- dimensions L 6.0 x W 3.0 x H 2.35 cm

CODE	BRIZA 10 / 12	BRIZA 22 / 26
8776 050100	-	✓

BRIZA ELECTRICAL CONNECTION

WHICH JAGA JDPC CONTROL DO YOU NEED?

Would you like the unit to have room temperature control?

Yes, unit with integrated room temperature control
Fans will start automatically when the internal control sends warm/cold water through the radiator

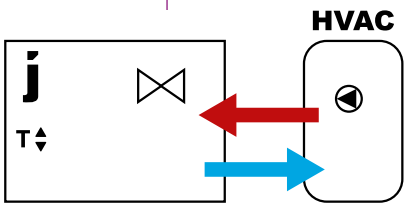

Plug & Play

Unit included
- valve set
- power supply
- integrated temperature regulation (TPT, App (JIC), Smart BMS or JRT 100 TB)

(Order sleeve couplings 3/4" Eurocone separate)

0-10V signal for fan control available from
- (Jaga) room thermostat with 0-10V signal to unit
- home automation with 0-10V signal to unit

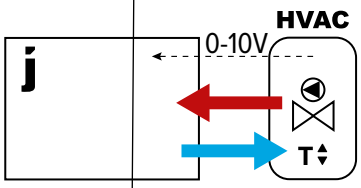

Wall-mounted model
Installation in a wall recess
Built-in ceiling
Ceiling mounted model

Fan speed is controlled by 0-10V connection to electronics outside the radiator

NO CONTROL SYSTEM

/

/

Briza

Ordered optionally:
- valve set: Briza 10: set 289 or set 288
  Briza 12: set 295 or set 290
  Briza 22 / 26: set 301, 302, 98 or 99
- stainless steel flexible connections (in pairs)
- power supply: waterproof power supply or DIN-rail power supply
- thermostat (0-10V) outside the unit

Wall-mounted model
Installation in a wall recess
Built-in ceiling
Ceiling mounted model

Fan speed is controlled by 0-10V connection to the electronics in the radiator

JAGA JDPC BMS

0-10V

Coding 2-pipe: D03

Coding 4-pipe: D04

Unit including selected control system

Ordered optionally:
- valve set: Briza 10: set 289 or set 288
  Briza 12: set 295 or set 290
  Briza 22 / 26: set 301, 302, 98 or 99
- stainless steel flexible connections (in pairs)
- power supply: waterproof power supply or DIN-rail power supply
- thermostat (0-10V) outside the unit

No, unit without integrated room temperature control
Fans will start automatically when the external control sends warm/ cold water through the radiator

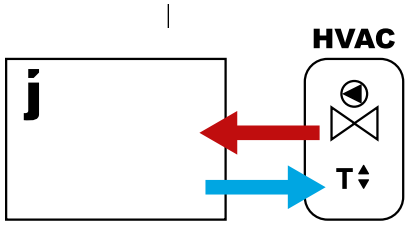

Without 0-10V signal:
- room thermostat (None-Jaga)
- area control with room temperature control
- boiler or heat pump control with room temperature control
- home automation with room temperature control
- other external room temperature controls

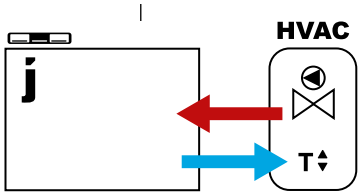

Installation in a wall recess
Built-in ceiling
Ceiling mounted model

The fan operates at a fixed speed

JAGA JDPC ON / OFF

D07

D08

Wall-mounted model

Choose from 3 fixed fan speeds (non-adaptive to room temperature)

JAGA JDPC ACO

D09

D10

Unit including selected control system

Ordered optionally:
- valve set: Briza 10: set 289 or set 288
  Briza 12: set 295 or set 290
  Briza 22 / 26: set 301, 302, 98 or 99
- stainless steel flexible connections (in pairs)
- power supply: waterproof power supply or DIN-rail power supply
- thermostat (0-10V) outside the unit

BRIZA JAGA JDPC CONTROLS

CONTROL		POSITION	AIR TEMPERATURE SENSOR	WATER TEMPERATURE SENSOR	EXTERNAL 0-10 V CONTROL	EXTERNAL THERMOSTAT	BUILT-IN THERMOSTAT	CONTROL PANEL	PRE-ASSEMBLED CONDENSATE PUMP	PRE-MOUNTED POWER SUPPLY	PREASSEMBLED VALVES
D03 - JAGA JDPC BMS - 2-PIPE	INSTALLATION IN A WALL RECESS	BRIZA 12	-	1	✓	-	-	-	-	✓	✓
		BRIZA 22	-		✓	-	-	-	-	✓	✓
		BRIZA 26	-		✓	-	-	-	-	✓	✓
	WALL-MOUNTED MODEL	BRIZA 10	-		✓	-	-	-	-	✓	✓
		BRIZA 12	-		✓	-	-	-	-	✓	✓
		BRIZA 22	-		✓	-	-	-	-	✓	✓
	BUILT-IN CEILING	BRIZA 12	-		✓	-	-	-	-	✓	✓
		BRIZA 22	-		✓	-	-	-	-	✓	✓
		BRIZA 26	-		✓	-	-	-	-	✓	✓
	CEILING MOUNTED MODEL	BRIZA 10	-		✓	-	-	-	-	✓	✓
		BRIZA 12	-		✓	-	-	-	-	✓	✓
		BRIZA 22	-		✓	-	-	-	-	✓	✓
	FREESTANDING	BRIZA 22	-		✓	-	-	-	-	✓	✓
D04 - JAGA JDPC BMS - 4-PIPE	INSTALLATION IN A WALL RECESS	BRIZA 12	-	2	✓	-	-	-	-	✓	✓
		BRIZA 22	-		✓	-	-	-	-	✓	✓
		BRIZA 26	-		✓	-	-	-	-	✓	✓
	WALL-MOUNTED MODEL	BRIZA 10	-		-	-	-	-	-	✓	✓
		BRIZA 12	-		✓[2]	-	-	-	-	✓	✓
		BRIZA 22	-		✓[2]	-	-	-	-	✓	✓
	BUILT-IN CEILING	BRIZA 12	-		✓	-	-	-	-	✓	✓
		BRIZA 22	-		✓	-	-	-	-	✓	✓
		BRIZA 26	-		✓	-	-	-	-	✓	✓
	CEILING MOUNTED MODEL	BRIZA 10	-		✓	-	-	-	-	✓	✓
		BRIZA 12	-		✓[2]	-	-	-	-	✓	✓
		BRIZA 22	-		✓[2]	-	-	-	-	✓	✓
	FREESTANDING	BRIZA 22	-		✓	-	-	-	-	✓	✓
D07 - JAGA JDPC ON / OFF- 2-PIPE	INSTALLATION IN A WALL RECESS	BRIZA 12	-	1	-	-	-	-	-	✓	✓
		BRIZA 22	-		-	-	-	-	-	✓	✓
		BRIZA 26	-		-	-	-	-	-	✓	✓
	WALL-MOUNTED MODEL	BRIZA 10	-		-	-	-	-	-	✓	✓
		BRIZA 12	-		-	-	-	-	-	✓	✓
		BRIZA 22	-		-	-	-	-	-	✓	✓
	BUILT-IN CEILING	BRIZA 12	-		✓	-	-	-	-	✓	✓
		BRIZA 22	-		✓	-	-	-	-	✓	✓
		BRIZA 26	-		✓	-	-	-	-	✓	✓
	CEILING MOUNTED MODEL	BRIZA 10	-		✓	-	-	-	-	✓	✓
		BRIZA 12	-		✓	-	-	-	-	✓	✓
		BRIZA 22	-		✓	-	-	-	-	✓	✓
	FREESTANDING	BRIZA 22	-		-	-	-	-	-	✓	✓
D08 - JAGA JDPC ON / OFF - 4-PIPE	INSTALLATION IN A WALL RECESS	BRIZA 12	-	2	-	-	-	-	-	✓	✓
		BRIZA 22	-		-	-	-	-	-	✓	✓
		BRIZA 26	-		-	-	-	-	-	✓	✓
	WALL-MOUNTED MODEL	BRIZA 10	-		-	-	-	-	-	✓	✓
		BRIZA 12	-		-	-	-	-	-	✓	✓
		BRIZA 22	-		-	-	-	-	-	✓	✓
	BUILT-IN CEILING	BRIZA 12	-		✓	-	-	-	-	✓	✓
		BRIZA 22	-		✓	-	-	-	-	✓	✓
		BRIZA 26	-		✓	-	-	-	-	✓	✓
	CEILING MOUNTED MODEL	BRIZA 10	-		✓	-	-	-	-	✓	✓
		BRIZA 12	-		✓[2]	-	-	-	-	✓	✓
		BRIZA 22	-		✓[2]	-	-	-	-	✓	✓
	FREESTANDING	BRIZA 22	-		-	-	-	-	-	✓	✓
D09 - JAGA JDPC ACO- 2-PIPE	INSTALLATION IN A WALL RECESS	BRIZA 12	✓	1	-	-	-	-	-	✓	✓
		BRIZA 22	✓		-	-	-	-	-	✓	✓
		BRIZA 26	✓		-	-	-	-	-	✓	✓
	WALL-MOUNTED MODEL	BRIZA 10	✓		-	-	-	-	-	✓	✓
		BRIZA 12	✓		-	-	-	-	-	✓	✓
		BRIZA 22	✓		-	-	-	-	-	✓	✓
	BUILT-IN CEILING	BRIZA 12	✓		-	-	-	-	-	✓	✓
		BRIZA 22	✓		-	-	-	-	-	✓	✓
		BRIZA 26	✓		-	-	-	-	-	✓	✓
	CEILING MOUNTED MODEL	BRIZA 10	✓		-	-	-	-	-	✓	✓
		BRIZA 12	✓		-	-	-	-	-	✓	✓
		BRIZA 22	✓		-	-	-	-	-	✓	✓
	FREESTANDING	BRIZA 22	✓		-	-	-	-	-	✓	✓
D10 - JAGA JDPC ACO - 4-PIPE	INSTALLATION IN A WALL RECESS	BRIZA 12	✓	2	-	-	-	-	-	✓	✓
		BRIZA 22	✓		-	-	-	-	-	✓	✓
		BRIZA 26	✓		-	-	-	-	-	✓	✓
	WALL-MOUNTED MODEL	BRIZA 10	-		-	-	-	-	-	✓	✓
		BRIZA 12	✓[2]		-	-	-	-	-	✓	✓
		BRIZA 22	✓[2]		-	-	-	-	-	✓	✓
	BUILT-IN CEILING	BRIZA 12	✓		-	-	-	-	-	✓	✓
		BRIZA 22	✓		-	-	-	-	-	✓	✓
		BRIZA 26	✓		-	-	-	-	-	✓	✓
	CEILING MOUNTED MODEL	BRIZA 10	-		-	-	-	-	-	✓	✓
		BRIZA 12	✓[2]		-	-	-	-	-	✓	✓
		BRIZA 22	✓[2]		-	-	-	-	-	✓	✓
	FREESTANDING	BRIZA 22	✓		-	-	-	-	-	✓	✓
D01 - JAGA JDPC TPT - 2-PIPE	INSTALLATION IN A WALL RECESS	BRIZA 12	-	1	✓	-	-	✓	-	✓	✓
		BRIZA 22	-		✓	-	-	✓	-	✓	✓
		BRIZA 26	-		✓	-	-	✓	-	✓	✓
	WALL-MOUNTED MODEL	BRIZA 10	-		✓	-	-	✓	-	✓	✓
		BRIZA 12	-		✓	-	-	✓	-	✓	✓
		BRIZA 22	-		✓	-	-	✓	-	✓	✓
	BUILT-IN CEILING	BRIZA 12	-		✓	-	-	✓	-	✓	✓
		BRIZA 22	-		✓	-	-	✓	-	✓	✓
		BRIZA 26	-		✓	-	-	✓	-	✓	✓
	CEILING MOUNTED MODEL	BRIZA 10	-		✓	-	-	✓	-	✓	✓
		BRIZA 12	-		✓	-	-	✓	-	✓	✓
		BRIZA 22	-		✓	-	-	✓	-	✓	✓
	FREESTANDING	BRIZA 22	-		✓	-	-	✓	-	✓	✓
D02 - JAGA JDPC TPT - 4-PIPE	INSTALLATION IN A WALL RECESS	BRIZA 12	-	2	✓	-	-	✓	-	✓	✓
		BRIZA 22	-		✓	-	-	✓	-	✓	✓
		BRIZA 26	-		✓	-	-	✓	-	✓	✓
	WALL-MOUNTED MODEL	BRIZA 10	-		-	-	-	✓	-	✓	✓
		BRIZA 12	-		✓[2]	-	-	✓	-	✓	✓
		BRIZA 22	-		✓[2]	-	-	✓	-	✓	✓
	BUILT-IN CEILING	BRIZA 12	-		✓	-	-	✓	-	✓	✓
		BRIZA 22	-		✓	-	-	✓	-	✓	✓
		BRIZA 26	-		✓	-	-	✓	-	✓	✓
	CEILING MOUNTED MODEL	BRIZA 10	-		✓	-	-	✓	-	✓	✓
		BRIZA 12	-		✓[2]	-	-	✓	-	✓	✓
		BRIZA 22	-		✓[2]	-	-	✓	-	✓	✓
	FREESTANDING	BRIZA 22	-		✓	-	-	✓	-	✓	✓
D11 - JAGA JDPC TW - 2-PIPE	INSTALLATION IN A WALL RECESS	BRIZA 12	-	1	✓	-	-	-	-	✓	✓
		BRIZA 22	-		✓	-	-	-	-	✓	✓
		BRIZA 26	-		✓	-	-	-	-	✓	✓
	WALL-MOUNTED MODEL	BRIZA 10	-		-	-	-	-	-	✓	✓
		BRIZA 12	-		✓[1]	-	-	-	-	✓	✓
		BRIZA 22	-		✓[2]	-	-	-	-	✓	✓
	BUILT-IN CEILING	BRIZA 12	-		✓	-	-	-	-	✓	✓
		BRIZA 22	-		✓	-	-	-	-	✓	✓
		BRIZA 26	-		✓	-	-	-	-	✓	✓
	CEILING MOUNTED MODEL	BRIZA 10	-		✓	-	-	-	-	✓	✓
		BRIZA 12	-		✓[2]	-	-	-	-	✓	✓
		BRIZA 22	-		✓[2]	-	-	-	-	✓	✓
	FREESTANDING	BRIZA 22	-		-	-	-	-	-	✓	✓
D12 - JAGA JDPC TW - 4-PIPE	INSTALLATION IN A WALL RECESS	BRIZA 12	-	2	✓	-	-	-	-	✓	✓
		BRIZA 22	-		✓	-	-	-	-	✓	✓
		BRIZA 26	-		✓	-	-	-	-	✓	✓
	WALL-MOUNTED MODEL	BRIZA 10	-		-	-	-	-	-	✓	✓
		BRIZA 12	-		✓[1]	-	-	-	-	✓	✓
		BRIZA 22	-		✓[2]	-	-	-	-	✓	✓
	BUILT-IN CEILING	BRIZA 12	-		✓	-	-	-	-	✓	✓
		BRIZA 22	-		✓	-	-	-	-	✓	✓
		BRIZA 26	-		✓	-	-	-	-	✓	✓
	CEILING MOUNTED MODEL	BRIZA 10	-		✓	-	-	-	-	✓	✓
		BRIZA 12	-		✓[2]	-	-	-	-	✓	✓
		BRIZA 22	-		✓[2]	-	-	-	-	✓	✓
	FREESTANDING	BRIZA 22	-		-	-	-	-	-	✓	✓
D21 - JAGA JDPC SMART BMS - 2-PIPE*	INSTALLATION IN A WALL RECESS	BRIZA 12	-	1	✓	✓	-	-	-	✓	✓
		BRIZA 22	-		✓	✓	-	-	-	✓	✓
		BRIZA 26	-		✓	✓	-	-	-	✓	✓
	WALL-MOUNTED MODEL	BRIZA 10	-		✓	✓	-	-	-	✓	✓
		BRIZA 12	-		✓	✓	-	-	-	✓	✓
		BRIZA 22	-		✓	✓	-	-	-	✓	✓
	BUILT-IN CEILING	BRIZA 12	-		✓	✓	-	-	-	✓	✓
		BRIZA 22	-		✓	✓	-	-	-	✓	✓
		BRIZA 26	-		✓	✓	-	-	-	✓	✓
	CEILING MOUNTED MODEL	BRIZA 10	-		✓	✓	-	-	-	✓	✓
		BRIZA 12	-		✓	✓	-	-	-	✓	✓
		BRIZA 22	-		✓	✓	-	-	-	✓	✓
	FREESTANDING	BRIZA 22	-		✓	✓	-	-	-	✓	✓
D22 - JAGA JDPC SMART BMS - 4-PIPE*	INSTALLATION IN A WALL RECESS	BRIZA 12	-	2	✓	✓	-	-	-	✓	✓
		BRIZA 22	-		✓	✓	-	-	-	✓	✓
		BRIZA 26	-		✓	✓	-	-	-	✓	✓
	WALL-MOUNTED MODEL	BRIZA 10	-		-	-	-	-	-	✓	✓
		BRIZA 12	-		✓[2]	✓	-	-	-	✓	✓
		BRIZA 22	-		✓[2]	✓	-	-	-	✓	✓
	BUILT-IN CEILING	BRIZA 12	-		✓	✓	-	-	-	✓	✓
		BRIZA 22	-		✓	✓	-	-	-	✓	✓
		BRIZA 26	-		✓	✓	-	-	-	✓	✓
	CEILING MOUNTED MODEL	BRIZA 10	-		✓	✓	-	-	-	✓	✓
		BRIZA 12	-		✓[2]	✓	-	-	-	✓	✓
		BRIZA 22	-		✓[2]	✓	-	-	-	✓	✓
	FREESTANDING	BRIZA 22	-		-	✓	-	-	-	✓	✓
D25 - JAGA JDPC SMART BMS C - 2-PIPE	INSTALLATION IN A WALL RECESS	BRIZA 12	-	1	✓	✓	-	-	✓	✓	✓
		BRIZA 22	-		✓	✓	-	-	✓	✓	✓
		BRIZA 26	-		✓	✓	-	-	✓	✓	✓
	WALL-MOUNTED MODEL	BRIZA 10	-		✓	✓	-	-	✓	✓	✓
		BRIZA 12	-		✓	✓	-	-	✓	✓	✓
		BRIZA 22	-		✓	✓	-	-	✓	✓	✓
	BUILT-IN CEILING	BRIZA 12	-		✓	✓	-	-	✓	✓	✓
		BRIZA 22	-		✓	✓	-	-	✓	✓	✓
		BRIZA 26	-		✓	✓	-	-	✓	✓	✓
	CEILING MOUNTED MODEL	BRIZA 10	-		✓	✓	-	-	✓	✓	✓
		BRIZA 12	-		✓	✓	-	-	✓	✓	✓
		BRIZA 22	-		✓	✓	-	-	✓	✓	✓
	FREESTANDING	BRIZA 22	-		✓	✓	-	-	✓	✓	✓
D26 - AGA JDPC SMART BMS C - 4-PIPE	INSTALLATION IN A WALL RECESS	BRIZA 12	-	2	✓	✓	-	-	✓	✓	✓
		BRIZA 22	-		✓	✓	-	-	✓	✓	✓
		BRIZA 26	-		✓	✓	-	-	✓	✓	✓
	WALL-MOUNTED MODEL	BRIZA 10	-		-	-	-	-	✓	✓	✓
		BRIZA 12	-		✓[2]	✓	-	-	✓	✓	✓
		BRIZA 22	-		✓[2]	✓	-	-	✓	✓	✓
	BUILT-IN CEILING	BRIZA 12	-		✓	✓	-	-	✓	✓	✓
		BRIZA 22	-		✓	✓	-	-	✓	✓	✓
		BRIZA 26	-		✓	✓	-	-	✓	✓	✓
	CEILING MOUNTED MODEL	BRIZA 10	-		✓	✓	-	-	✓	✓	✓
		BRIZA 12	-		✓[2]	✓	-	-	✓	✓	✓
		BRIZA 22	-		✓[2]	✓	-	-	✓	✓	✓
	FREESTANDING	BRIZA 22	-		-	✓	-	-	✓	✓	✓

** D21 Jaga JDPC Smart BMS: no condensing cooling with ceiling-mounted and recessed ceiling models*

[1] Available only in the version: Baseline, Coreline

[2] Available only in the version: Coreline

BRIZA THERMOSTATS

	JRT-100 TB BLACK	JRT-100 TW WHITE	JRT-200 W	RDG 260T	RDG264KN
	8751 050019	8751 050017	8751 050021	8751 050020	8751 050018

	JRT-100 TB	JRT-100 TW	JRT-200 W	RDG 260T	RDG264KN
POWER SUPPLY					
supply voltage	24V DC	24V DC	24V DC	24V DC	24V DC
OUTPUT / INPUT VOLTAGE					
valve 24V DC contact	2 (NO)	2 (NO)	2	-	-
potential-free contact	-	-	-	3 (NO)	3 (NO)
input from keycard	-	-	-	✓	✓
input from window contact	-	-	-	✓	✓
fan (0 - 10 V DC)	max. +/- 10 mA	max. +/- 10 mA	max. +/- 10 mA	max. +/- 5 mA	max. +/- 5 mA
manual 3-position speed controller	✓	✓	✓	✓	✓
automatic mode	✓	✓	✓	✓	✓
APPLICATIONS					
2-pipe					
manual (H/C)	✓	✓	✓	✓	✓
auto (H/C) - temperature monitoring of heat exchanger water requires JDPC	optional	optional	optional	optional	optional
4-pipe					
manual (H/C)	✓	✓	✓	✓	✓
auto (H/C)	✓	✓	✓	✓	✓
DIMENSIONS					
for wall-mounting	-	-	✓	✓	✓
for recessed-mounting	✓	✓	optional	optional	optional
	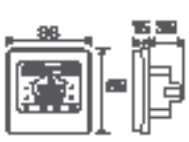	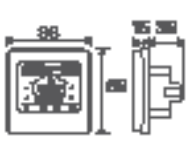		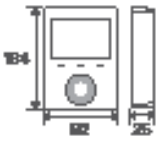	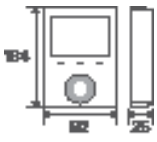
POSITION					
LCD display with backlight	-	-	✓	✓	✓
LCD touch screen with backlight	✓	✓	-	-	-
protection category IP20	-	-	✓	-	-
protection category IP30	✓	✓	-	✓	✓
integrated CO2-sensor	-	-	-	-	✓
humidity sensor	-	-	-	-	✓
FEATURES					
programmable time zones	✓	✓	✓	✓	✓
control via Wi-Fi (smartphone app)	✓	✓	✓	-	-
fan start delay	-	-	-	✓	✓
continuous fan speed	✓	✓	✓	✓	✓
temperature sensor 80 cm	✓	✓	✓	-	-

BRIZA SAMPLE WIRE DIAGRAMS ELECTRICAL INSTALLATION

Jaga aims to simplify your installation process with these sample diagrams. Perfectly align your power supply, thermostatic valve mounting, control system, pipe system, temperature monitoring and number of units per area.

Here, you can find the most common combinations. Feel free to ask for more variations at info@jaga.com

1. HYDRONIC

Option 1: 2-pipe system

Option 2: 4-pipe system

2. CONTROL

Option 1: controls inside the unit

Option 2: controls outside the unit

3. CHOICE OF THERMOSTAT

Option 1: thermostat JRT-100 TW or TB (wifi)

Option 2: thermostat JRT-200 W

Option 3: thermostat RDG 260T

Option 4: control panel

Option 5: based on water temperature

Option 6: home automation / building management system

4. CONTROL

Option 1: BMS

Option 2: ACO

Option 3: TPT

Option 4: on / off

Option 5: 3-speed control

Option 6: no control system

5. POWER SUPPLY

Option 1: component power (inside the unit)

Option 2: power supply DIN-rail assembly (outside the unit)

Option 3: no power supply

Option 4: power adapter for mains socket

6. THERMOELECTRIC ACTUATOR

Option 1: no thermoelectric motor

Option 2: thermostatic valve inside the unit (24 V)

Option 3: thermostatic valve inside the unit (230 V)

Option 4: thermostatic valve outside the unit (24 V)

Option 5: thermostatic valve outside the unit (230 V)

Option 6: thermostatic valve inside the unit (24 V) - 0 ... 10 V control

6. EXTERNAL SIGNAL

Option 1: external signal

Option 2: no external signal

BRIZA 10 SAMPLE DIAGRAM 1

- 2-pipe
- controls outside the unit
- thermostat JRT-100 TW or TB (wifi)
- no control system
- component power (inside the unit)
- thermostatic valve inside the unit (24V)
- no external signal

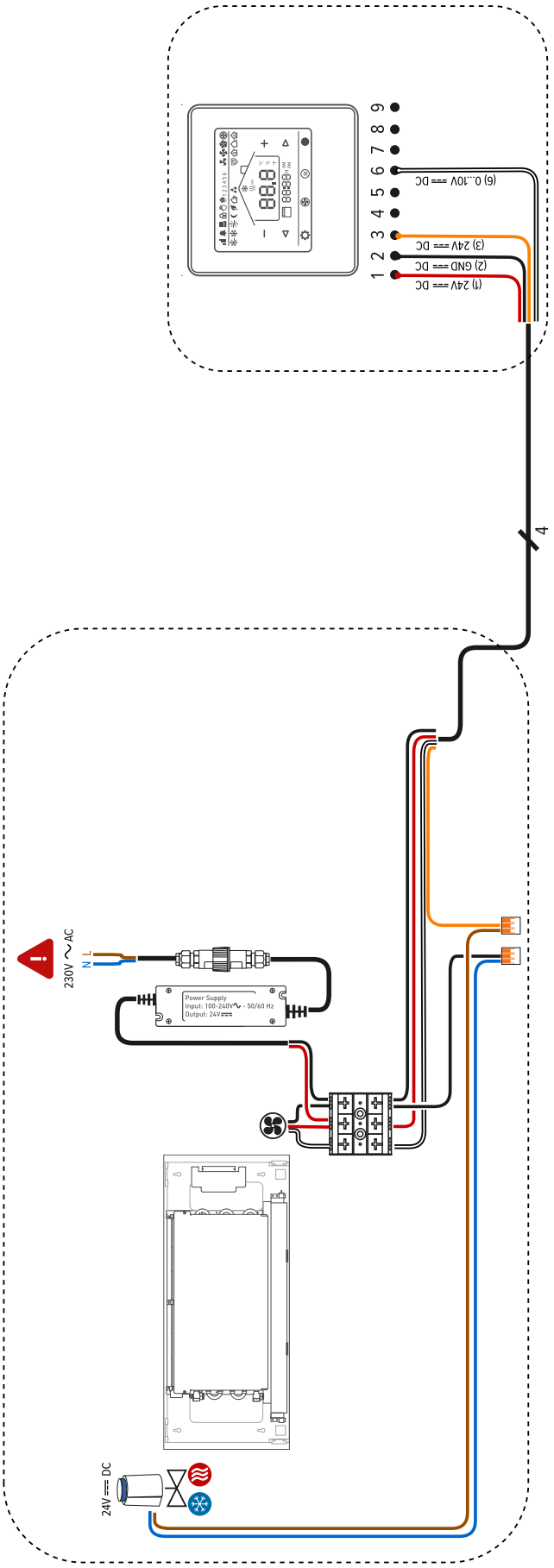

BRIZA 10 SAMPLE DIAGRAM 2

- 2-pipe
- controls outside the unit
- thermostat JRT-200 W
- no control system
- power supply DIN-rail assembly (outside the unit)
- thermostatic valve outside the unitl (24 V)
- no external signal

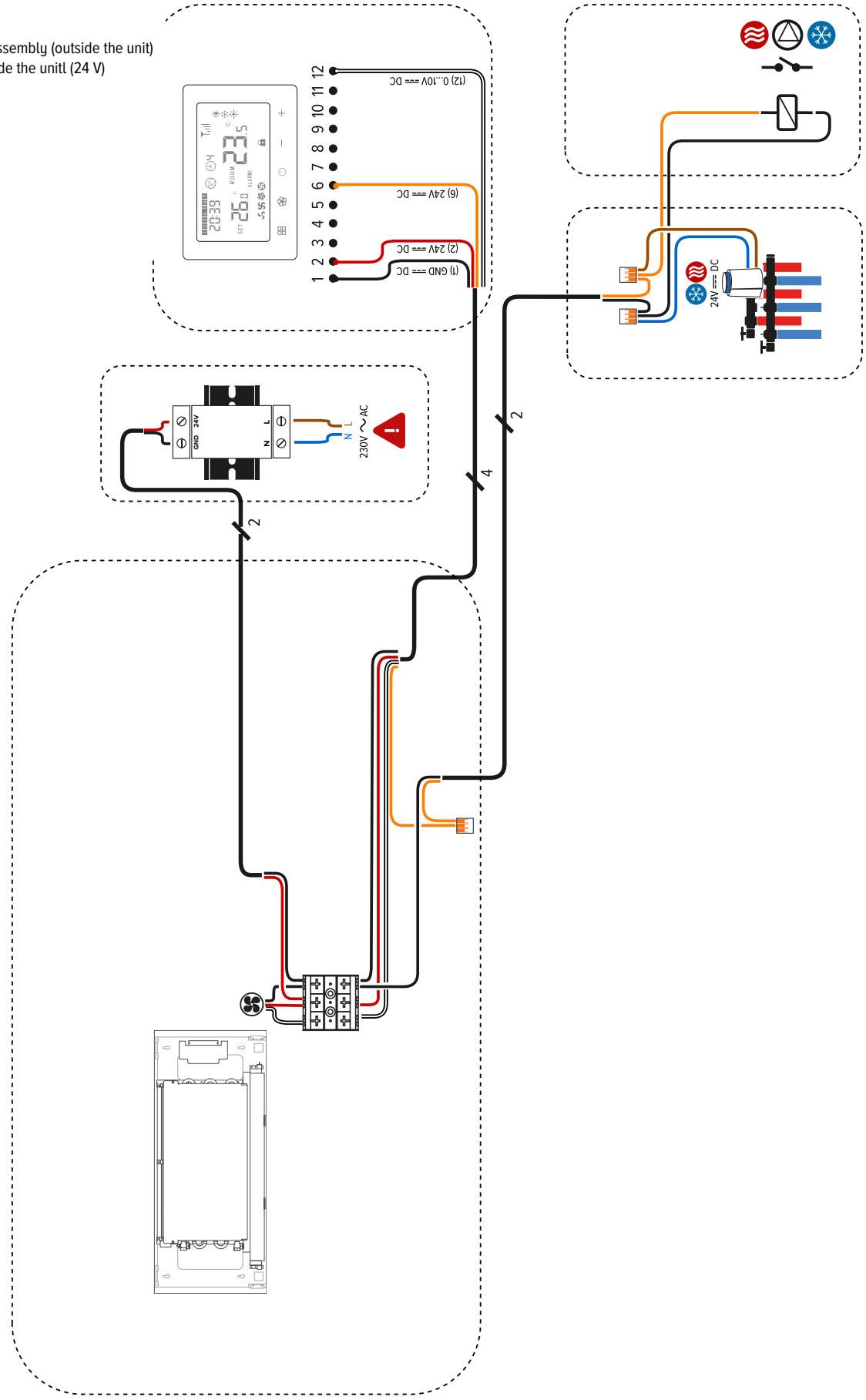

BRIZA 10 SAMPLE DIAGRAM 3

- 2-pipe
- controls outside the unit
- home automation / building management system
- BMS
- component power (inside the unit)
- thermostatic valve inside the unit (24V)
- no external signal

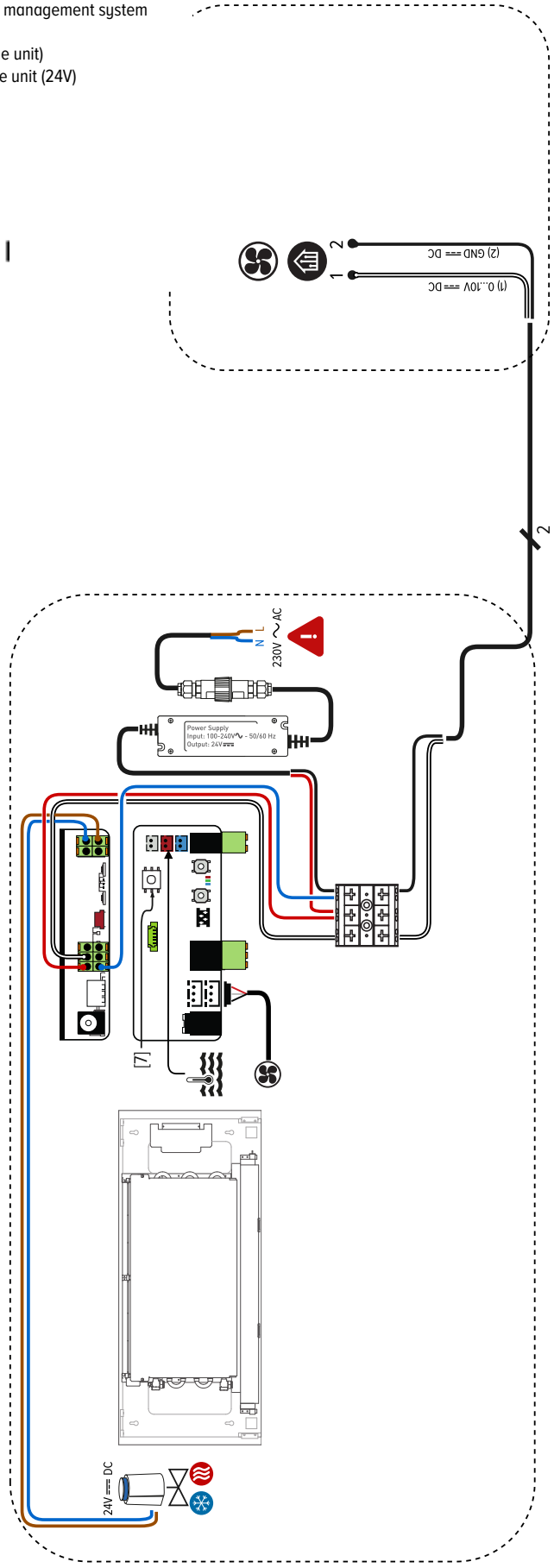

BRIZA 10 SAMPLE DIAGRAM 4

- 2-pipe
- controls inside the unit
- control panel
- TPT
- component power (inside the unit)
- thermostatic valve outside the unitl (24 V)
- external signal

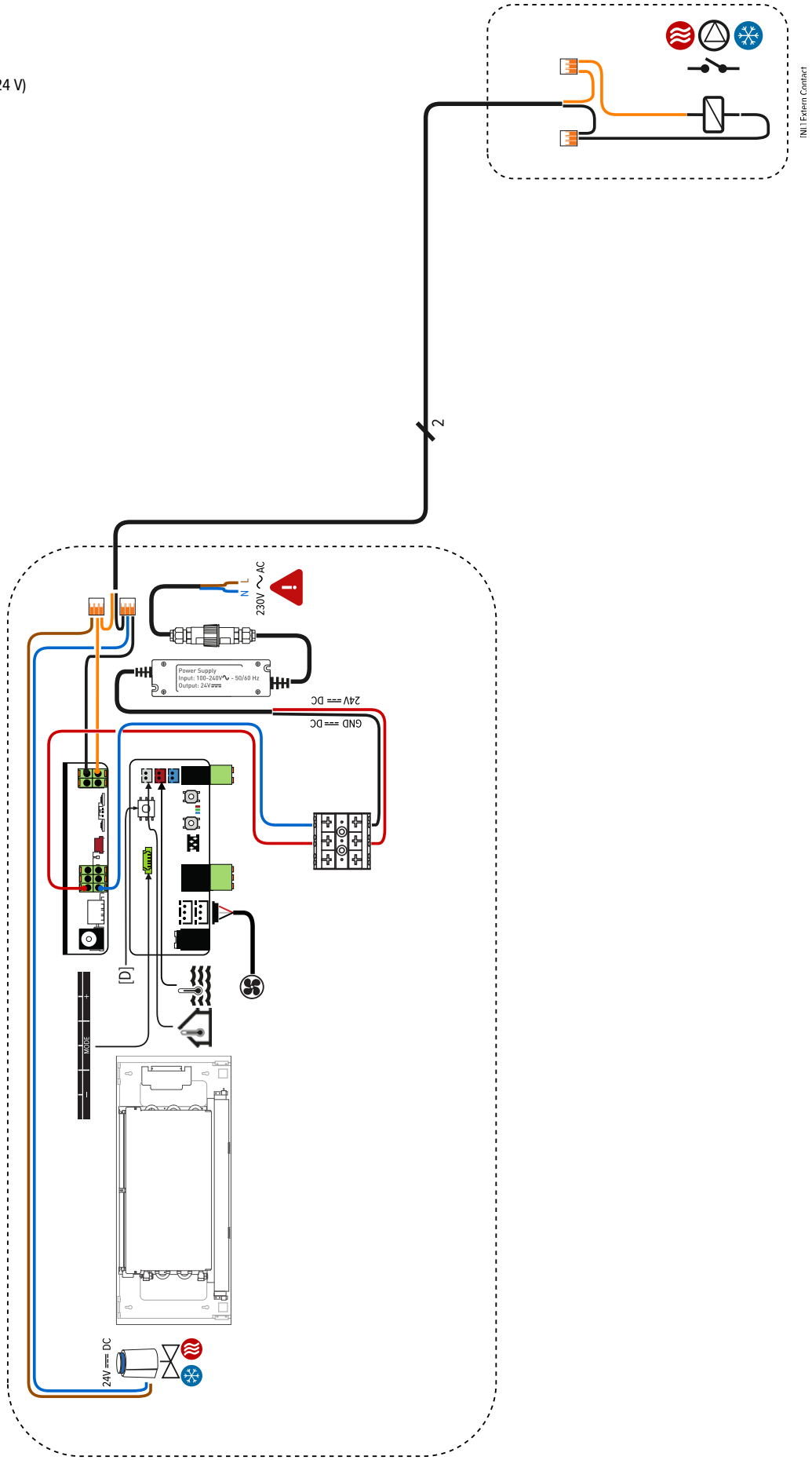

BRIZA 12 SAMPLE DIAGRAM 2

- 2-pipe system
- controls outside the unit
- thermostat JRT-100 TW or TB (wifi)
- BMS
- component power (inside the unit)
- thermostatic valve inside the unit (24 V)
- external signal

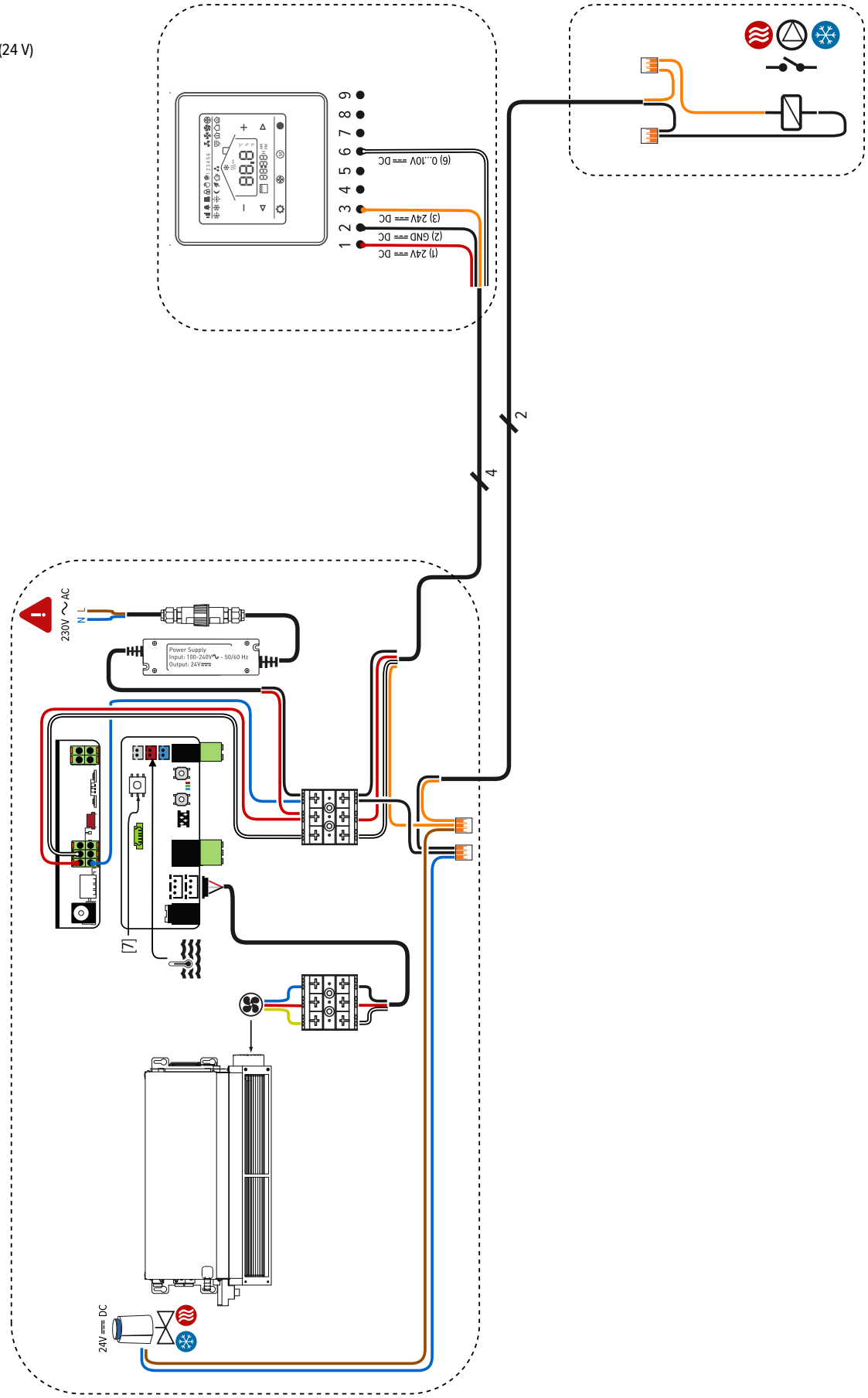

BRIZA 12 SAMPLE DIAGRAM 2

- 2-pipe system
- controls outside the unit
- thermostat JRT-200
- BMS
- power supply DIN-rail assembly (outside the unit)
- thermostatic valve outside the unit (24 V)
- external signal

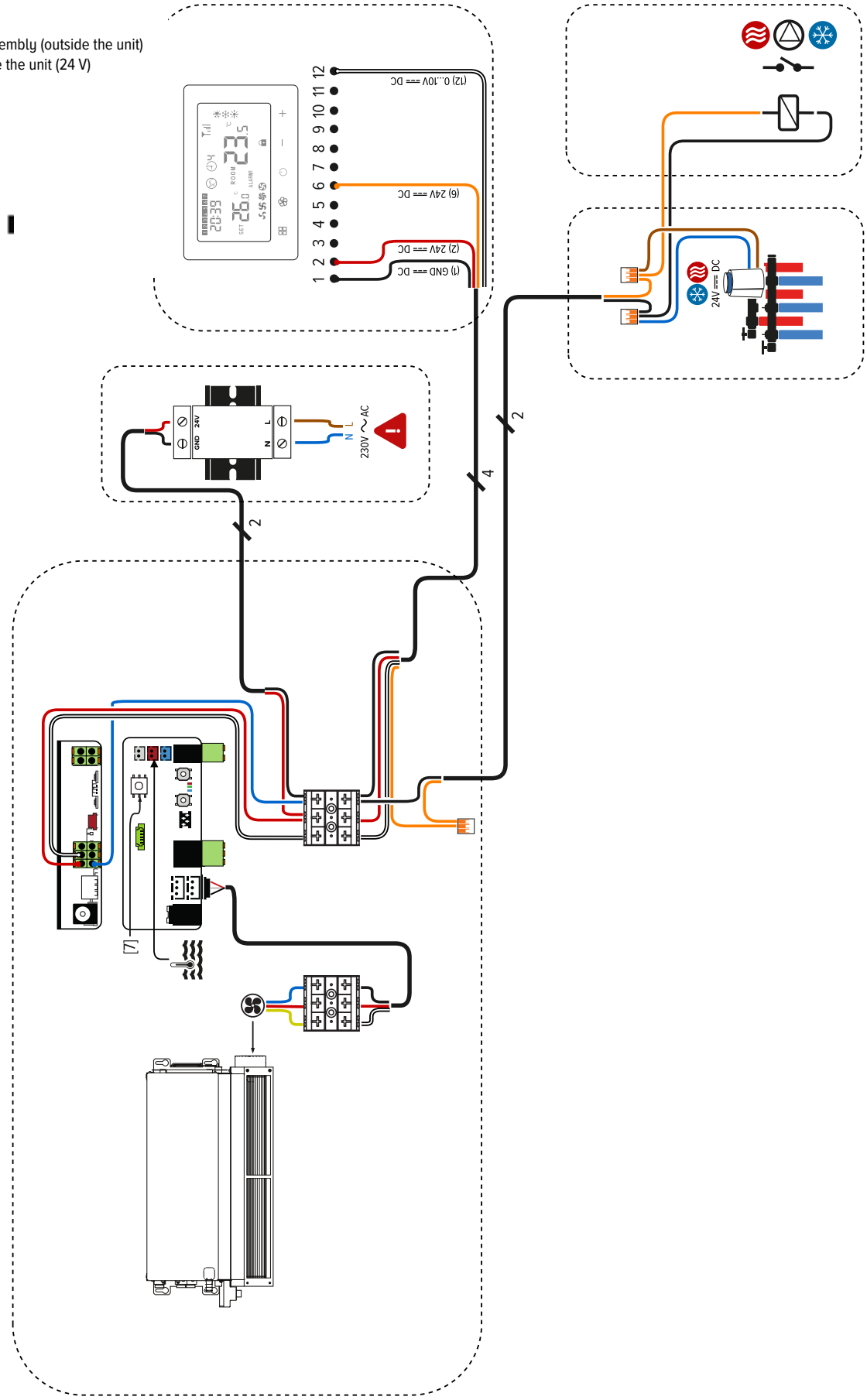

BRIZA 12 SAMPLE DIAGRAM 3

- 2-pipe system
- controls outside the unit
- home automation / building management system
- BMS
- component power (inside the unit)
- thermostatic valve outside the unit (24 V)
- no external signal

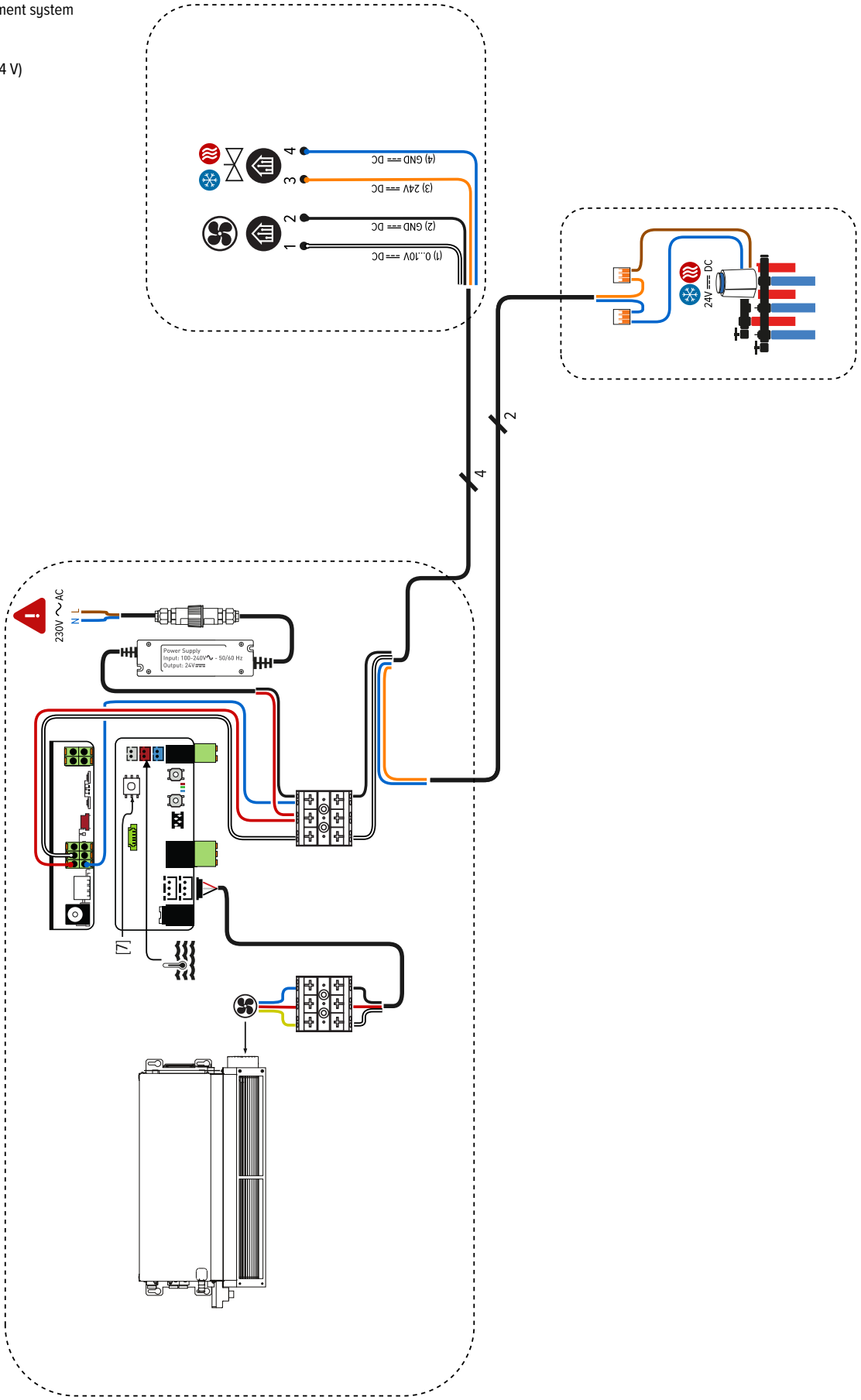

BRIZA 22 / 26 SAMPLE DIAGRAM 1

- 4-pipe
- controls outside the unit
- thermostat JRT-100 TW or TB (wifi)
- no control system
- component power (inside the unit)
- thermostatic valve inside the unit (24V)
- no external signal

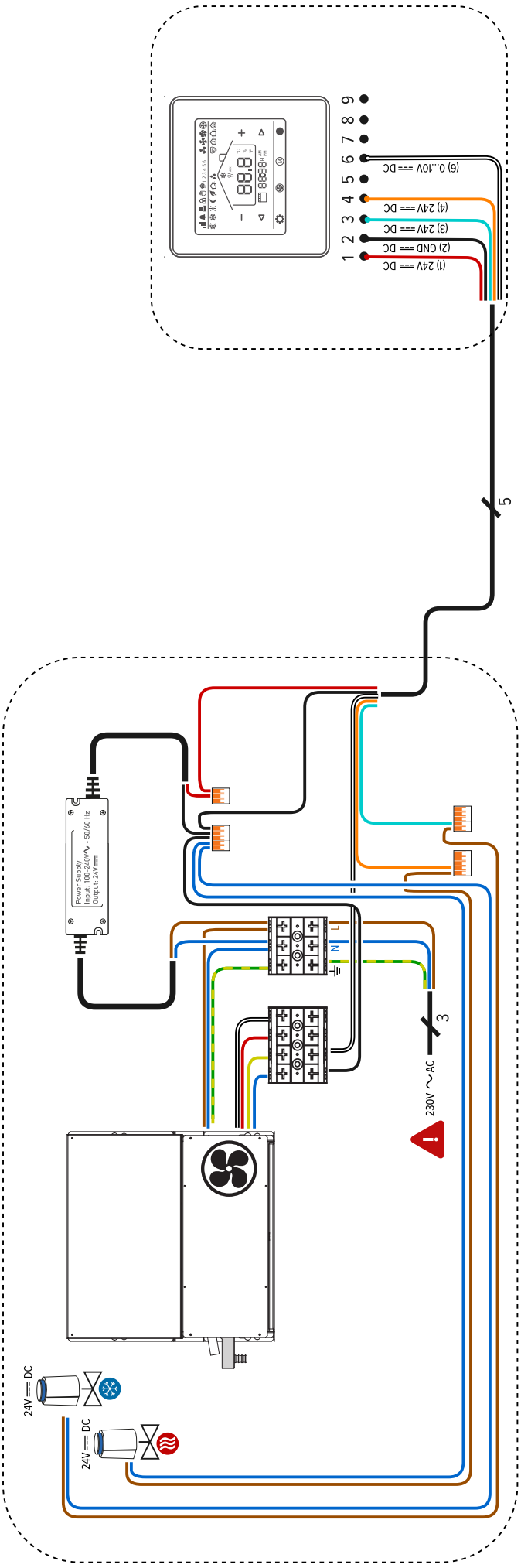

BRIZA 22 / 26 SAMPLE DIAGRAM 2

- 4-pipe
- controls outside the unit
- thermostat JRT-200 W
- no control system
- integrated power supply
- thermostatic valve inside the unit (24 V)
- external signal

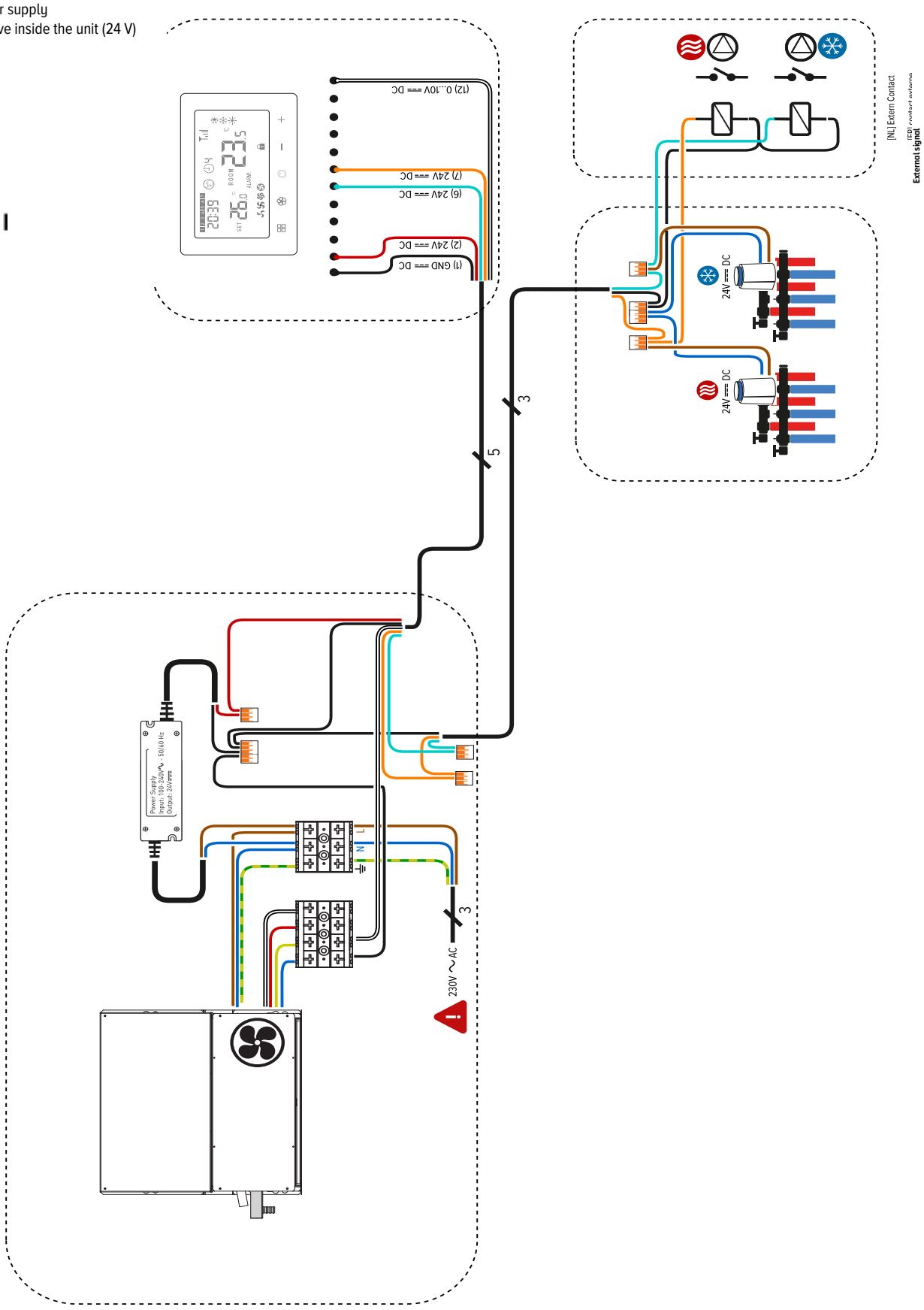

BRIZA 22 / 26 SAMPLE DIAGRAM 3

- 2-pipe
- controls outside the unit
- home automation / building management system
- control: Jaga BMS
- power supply DIN-rail assembly (outside the unit)
- thermostatic valve inside the unit (24 V) - 0 ... 10 V control
- no external signal

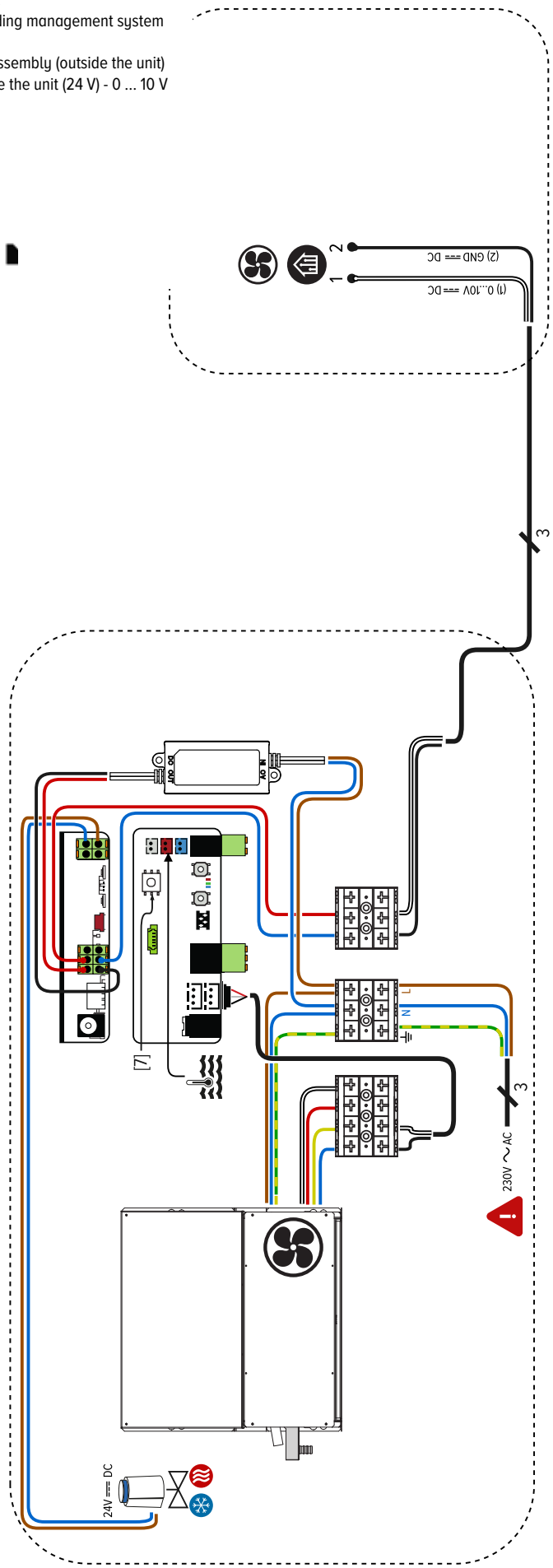

BRIZA 22 / 26 SAMPLE DIAGR

- 4-pipe
- controls outside the unit
- home automation / building management system
- no control system
- no power supply
- thermostatic valve inside the unit (24 V)
- no external signal

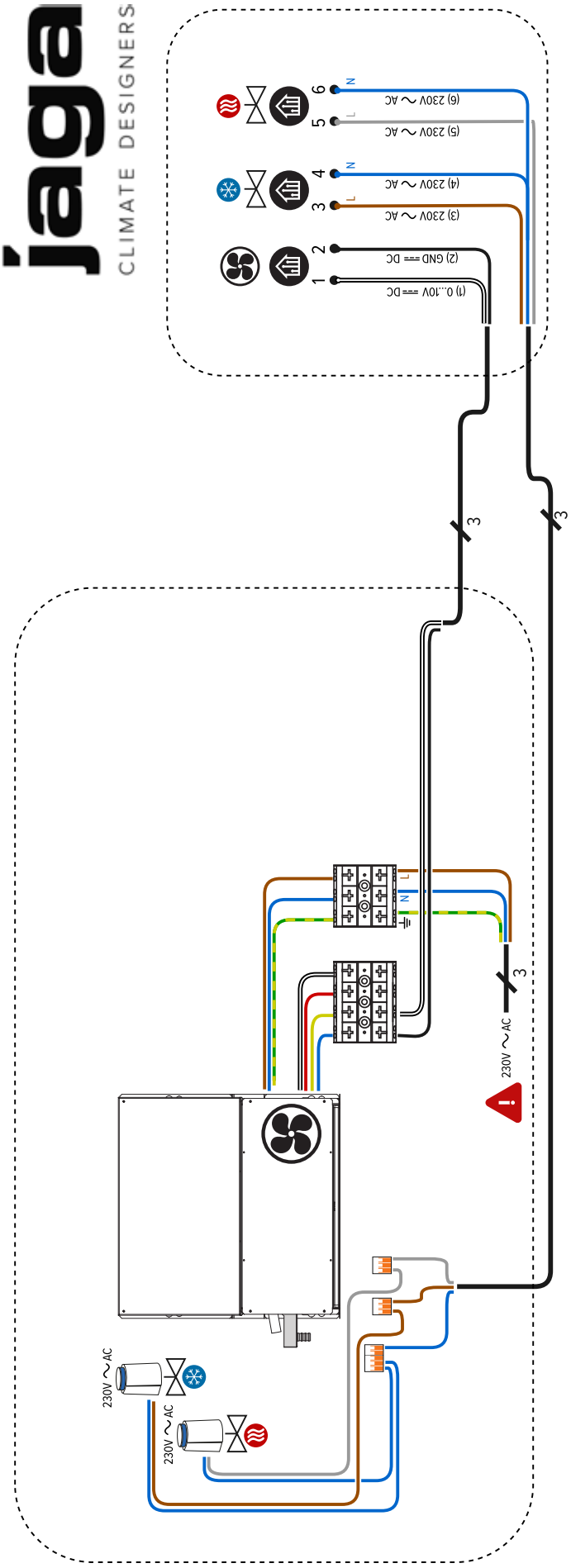

jaga

CLIMATE
DESIGNERS

TECHNICAL INFORMATION





BRIZA CORRECTION FACTORS

The indicated outputs at ΔT 50 are exact values measured in accordance with EN16430/ EN1397. This table provides a calculated value using an average correction factor for all other ΔT outputs, valid for all dimensions.

Click *www.jaga.com/selection-tools/* to download the calculation tools with the exact outputs. The online calculation tools are kept up to date with the most recent data. Minor output differences between printed tables and the different online calculation tools are therefore completely normal and within the margins of tolerance imposed by the standard.

AVERAGE CORRECTION FACTORS DYNAMIC PRODUCTS - 75/65/20°C

room temperature: 20°C **Average N-value: 1.00**

TR	65	60	55	50	45	40	35	30	25
TA									
75	1.00	0.95	0.89	0.83	0.76	0.69	0.62	0.53	0.42
70	0.95	0.90	0.84	0.79	0.72	0.66	0.58	0.50	0.39
65		0.85	0.80	0.74	0.68	0.62	0.55	0.47	0.37
60			0.75	0.70	0.64	0.58	0.51	0.43	0.34
55				0.65	0.60	0.54	0.47	0.40	0.31
50					0.55	0.49	0.43	0.37	0.28
45						0.45	0.39	0.33	0.25
40							0.35	0.29	0.22
35								0.25	0.18
30									0.14

room temperature: 22°C **Average N-value: 1.00**

TR	65	60	55	50	45	40	35	30	25
TA									
75	0.96	0.90	0.85	0.79	0.72	0.65	0.57	0.48	0.35
70	0.91	0.86	0.80	0.74	0.68	0.61	0.54	0.45	0.33
65		0.81	0.76	0.70	0.64	0.58	0.50	0.42	0.30
60			0.71	0.66	0.60	0.54	0.47	0.39	0.28
55				0.61	0.56	0.50	0.43	0.35	0.25
50					0.51	0.45	0.39	0.32	0.22
45						0.41	0.35	0.29	0.20
40							0.31	0.25	0.17
35								0.21	0.14
30									0.10

BRIZA CABLE CROSS-SECTION ACCORDING TO CABLE LENGTH

Determine the correct wire cross-section based on the distance from the power supply to the farthest device.

Total power (W): the sum of the power (W) of all devices connected to the same power supply or electrical circuit.

BRIZA 10 / 12

TOTAL OUTPUT (W)	MAX. CABLE LENGTH (M)									
	5	10	15	20	25	30	40	50	75	100
10	0.75	0.75	0.75	0.75	0.75	0.75	0.75	0.75	1.50	1.50
20	0.75	0.75	0.75	0.75	0.75	0.75	1.50	1.50	2.50	2.50
30	0.75	0.75	0.75	0.75	1.50	1.50	1.50	2.50	4.00	4.00
40	0.75	0.75	0.75	1.50	1.50	1.50	2.50	2.50	4.00	
50	0.75	0.75	1.50	1.50	1.50	2.50	2.50	4.00		
60	0.75	0.75	1.50	1.50	2.50	2.50	4.00	4.00		
70	0.75	1.50	1.50	2.50	2.50	4.00	4.00			
80	0.75	1.50	1.50	2.50	2.50	4.00	4.00			
90	0.75	1.50	2.50	2.50	4.00	4.00				
100	0.75	1.50	2.50	2.50	4.00	4.00				
110	0.75	1.50	2.50	4.00	4.00					
120	0.75	1.50	2.50	4.00	4.00					
130	1.50	2.50	2.50	4.00	4.00					
140	1.50	2.50	4.00	4.00						
150	1.50	2.50	4.00	4.00						

MIN. THREAD SECTION:

0.75 mm²	1.50 mm²	2.50 mm²	4.00 mm²

BRIZA 22 / 26

TOTAL OUTPUT (W)	MAX. CABLE LENGTH (M)									
	5	10	15	20	25	30	40	50	75	100
100	0.75	0.75	0.75	0.75	0.75	0.75	0.75	0.75	0.75	0.75
200	0.75	0.75	0.75	0.75	0.75	0.75	0.75	0.75	0.75	0.75
300	0.75	0.75	0.75	0.75	0.75	0.75	0.75	0.75	0.75	0.75
400	0.75	0.75	0.75	0.75	0.75	0.75	0.75	0.75	0.75	0.75
500	0.75	0.75	0.75	0.75	0.75	0.75	0.75	0.75	0.75	0.75
600	0.75	0.75	0.75	0.75	0.75	0.75	0.75	0.75	0.75	1.50
700	0.75	0.75	0.75	0.75	0.75	0.75	0.75	0.75	0.75	1.50
800	0.75	0.75	0.75	0.75	0.75	0.75	0.75	0.75	1.50	1.50
900	0.75	0.75	0.75	0.75	0.75	0.75	0.75	0.75	1.50	1.50
1000	0.75	0.75	0.75	0.75	0.75	0.75	0.75	0.75	1.50	1.50
1100	0.75	0.75	0.75	0.75	0.75	1.50	1.50	1.50	2.50	4.00
1200	0.75	0.75	0.75	1.50	1.50	1.50	1.50	2.50	4.00	4.00
1300	0.75	0.75	1.50	1.50	1.50	2.50	2.50	4.00	4.00	
1400	0.75	0.75	1.50	1.50	2.50	2.50	4.00	4.00		
1500	0.75	1.50	1.50	2.50	2.50	2.50	4.00	4.00		

MIN. THREAD SECTION:

0.75 mm²	1.50 mm²	2.50 mm²	4.00 mm²

BRIZA GUIDELINE FOR LIMITING FLOW NOISE

TUBE	outer Ø	Wall thick-ness	Max. water speed (EN10255)	water content per metre	max. water flow	Maximum power at ΔT (° C) (T supply - T return)						
						ΔT 30	ΔT 20	ΔT 10	ΔT 5	ΔT 4	ΔT 3	ΔT 2
	mm	*mm*	*m/s*	*l*	*kg/h*	*Watts*	*Watts*	*Watts*	*Watts*	*Watts*	*Watts*	*Watts*
GALVANISED PIPE DIN 2440												
3/8 DN10 OD	17.2	2.35	0.40	0.12	173	6028	4019	2009	1005	804	603	402
1/2 DN15 OD	21.3	2.65	0.40	0.20	288	10046	6698	3349	1674	1340	1005	670
3/4 DN20 OD	26.9	2.65	0.42	0.37	559	19515	13010	6505	3253	2602	1952	1301
1 DN25 OD	33.7	3.25	0.49	0.58	1023	35690	23793	11897	5948	4759	3569	2379
1 1/4 DN32 OD	42.4	3.25	0.60	1.01	2182	76101	50734	25367	12684	10147	7610	5073
1 1/2 DN40 OD	48.3	3.25	0.66	1.37	3255	113549	75700	37850	18925	15140	11355	7570
2 DN50 OD	60.3	3.65	0.80	2.21	6365	222025	148017	74008	37004	29603	22203	14802
PRECISION METAL TUBE												
10/1	10	1.00	0.40	0.05	72	2512	1674	837	419	335	251	167
12/1	12	1.00	0.40	0.08	115	4019	2679	1340	670	536	402	268
14/1	14	1.00	0.40	0.11	158	5526	3684	1842	921	737	553	368
15/1	15	1.00	0.40	0.13	187	6530	4353	2177	1088	871	653	435
16/1	16	1.00	0.40	0.15	216	7535	5023	2512	1256	1005	753	502
18/1	18	1.00	0.40	0.20	288	10046	6698	3349	1674	1340	1005	670
22/1	22	1.00	0.40	0.31	446	15572	10381	5191	2595	2076	1557	1038
28/1	28	1.00	0.47	0.53	904	31522	21014	10507	5254	4203	3152	2101
RPE/ALU												
12/2	12	2.00	0.40	0.05	72	2512	1674	837	419	335	251	167
14/2	14	2.00	0.40	0.08	115	4019	2679	1340	670	536	402	268
16/1.5	16	1.50	0.40	0.13	187	6530	4353	2177	1088	871	653	435
16/2	16	2.00	0.40	0.11	158	5526	3684	1842	921	737	553	368
17/2	17	2.00	0.40	0.13	187	6530	4353	2177	1088	871	653	435
18/2	18	2.00	0.40	0.15	216	7535	5023	2512	1256	1005	753	502
20/2	20	2.00	0.40	0.20	288	10046	6698	3349	1674	1340	1005	670
26/3	26	3.00	0.40	0.31	446	15572	10381	5191	2595	2076	1557	1038
32/3	32	3.00	0.47	0.53	904	31522	21014	10507	5254	4203	3152	2101
40/3.5	40	3.50	0.56	0.86	1726	60220	40147	20073	10037	8029	6022	4015
50/4.25	50	4.25	0.66	1.35	3206	111824	74549	37275	18637	14910	11182	7455
63/5	63	5.00	0.80	2.21	6346	221359	147573	73786	36893	29515	22136	14757

BRIZA DEW POINT AIR BY AIR TEMPERATURE AND AIR HUMIDITY

MINIMUM WATER TEMPERATURE FOR NON-CONDENSING COOLING

AIR TEMPERATURE (°C)	RELATIVE AIR HUMIDITY (%)					
	40	50	60	70	80	90
20	6.0	9.3	12.0	14.4	16.4	18.3
21	6.9	10.2	12.9	15.3	17.4	19.3
22	7.8	11.1	13.9	16.3	18.4	20.3
23	8.7	12.0	14.8	17.2	19.4	21.3
24	9.6	12.9	15.8	18.2	20.3	22.3
25	10.5	13.9	16.7	19.1	21.3	23.2
26	11.4	14.8	17.6	20.1	22.3	24.2
27	12.2	15.7	18.6	21.1	23.3	25.2
28	13.1	16.6	19.5	22.0	24.2	26.2
29	14.0	17.5	20.4	23.0	25.2	27.2
30	14.9	18.4	21.4	23.9	26.2	28.2
31	15.8	19.4	22.3	24.9	27.1	29.2
32	16.7	20.3	23.3	25.8	28.1	30.2
33	17.6	21.2	24.2	26.8	29.1	31.1
34	18.5	22.1	25.1	27.8	30.1	32.1
35	19.4	23.0	26.1	28.7	31.0	33.1

If a unit is not equipped with a connected condensate drain, it must be ensured that condensation does not form on the heat exchanger within the unit. This is particularly applicable to Jaga 'non-condensing cooling' units. To prevent condensation, the water temperature must be higher than the dew point of the air in which the unit operates. This table shows the minimum water temperature required for a unit to function without condensation forming.

BRIZA SOUND IN BUILDINGS

In dynamic climate systems such as ventilation units, convectors and heat pump radiators, sound plays an important role in the comfort of a building. To correctly assess acoustic data, a distinction must be made between sound power and sound pressure.

Sound power versus sound pressure
- Sound power (Lw) is the total amount of acoustic energy emitted by a device, expressed in dB(A). It is a source characteristic of the product and is independent of the room in which the device is installed. Sound power is used to objectively compare products.
- Sound pressure (Lp) is the locally measured sound level within a room. This value depends on the distance to the source, the directional characteristics, the room volume, reflections and the reverberation time of the space.

DB(A) and A-weighting
Sound levels in HVAC applications are generally expressed in dB(A). The addition of A indicates a frequency weighting according to the sensitivity characteristics of human hearing.

The human ear is not equally sensitive to all frequencies. Especially at lower sound levels, low frequencies (< 500 Hz) and very high frequencies are perceived less strongly than mid frequencies around 1 to 5 kHz. A-weighting compensates for this by applying frequency-dependent correction factors to the measured spectrum.

As a result, dB(A) provides a better approximation of subjective sound perception than a linear dB measurement. In building technology, ventilation and HVAC, dB(A) is therefore used as the standard for comfort assessment and installation noise regulation.

Influence of room and acoustics
The sound level decreases as the distance from the sound source increases, according to the physical laws of sound propagation. In addition, the acoustic properties of the room have an important influence on the resulting sound pressure:

- In larger spaces, sound pressure typically decreases more rapidly due to increased volume.
- Hard materials such as concrete, glass and tiled floors cause strong reflections and longer reverberation times.
- Sound-absorbing materials such as carpets, curtains, furniture and acoustic ceilings reduce reflections and limit the build-up of the diffuse sound field.

The final sound perception is therefore strongly determined by the ratio between direct sound and reflected sound.

European standards and measurement methods
In Europe, HVAC products are tested according to standardized standards such as:
- EN ISO 3741
- EN ISO 3744
- EN ISO 3745
- EN 13141

These standards describe, among other things:
- The measurement setup
- The acoustic boundary conditions
- Corrections for reflections and background noise
- The determination of sound power

This allows manufacturers to test and compare products under identical conditions. Independent laboratories, such as PEUTZ for JAGA products, perform such measurements according to the applicable standards and measurement procedures.

jaga

CLIMATE
DESIGNERS

BRIZA 10 TECHNICAL INFORMATION

BRIZA 10 PARTS

CASING WALL-MOUNTED MODEL

STANDARD DELIVERY:
- coated casing made from Sendzimir galvanised steel sheet
- coated aluminium air outlet vent with honeycomb grille coated jet black

ORDER CODE

CBNW 056 075 10 XXX BL

- BL: *Casing*
  - *Coreline: Cl*
  - *Baseline: BL*
  - *Woodline: WO*
- XXX: Colour
- 075: Length
- 056: Height

CASING CEILING MOUNTED MODEL



STANDARD DELIVERY:
- coated casing made from Sendzimir galvanised steel sheet
- coated aluminium air outlet vent with honeycomb grille coated jet black

ORDER CODE

CBNC 058 090 10 XXX BL

- XXX: Colour
- 090: Length
- 058: Height

FAN

EC tangential fan(s) 24 VDC with ball-bearing motor and integrated stainless steel air filter. Black lacquered finish.

8730 060101

8730 060102

Wall-mounted model	L 075	110	155	190
Ceiling mounted model	L090	125	170	205
8730 060101	1	-	1	-
8730 060102	-	1	1	2

HEAT EXCHANGER

Heat exchanger with hydrophilic coating for optimum cooling performance.

CODE	FOR BRIZA 10 LENGTH	
	Wall-mounted model	Ceiling mounted model
8776 2001	075	090
8776 2002	110	125
8776 2003	155	170
8776 2004	190	205

CONNECTOR BLOCK FOR ELECTRICAL CONNECTION

CODE	
7523 040108	3-wire terminal block without labelling (white)

BRIZA 10 TANGENTIAL FANS

DESCRIPTION

EC tangential fan with durable ball-bearing motor and integrated stainless steel air filter.

- energy-efficient 24 VDC EC motor
- noise dampening EPDM suspension
- available with single or double impeller
- 50,000 runtime hours
- black lacquered finish

OVERVIEW

Fan module with single impeller

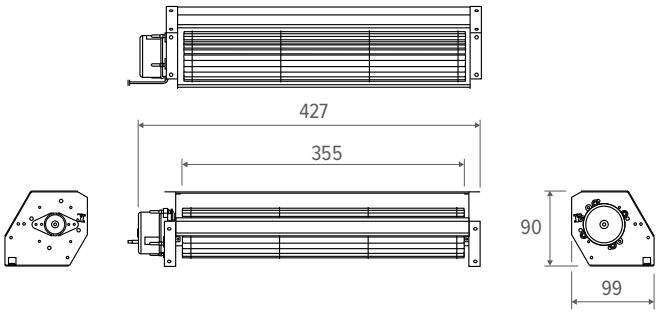

Control voltage	*VDC*	2	4	6	8	10
Revolutions	*RPM*	440	840	1231	1650	2123

Fan module with double impeller

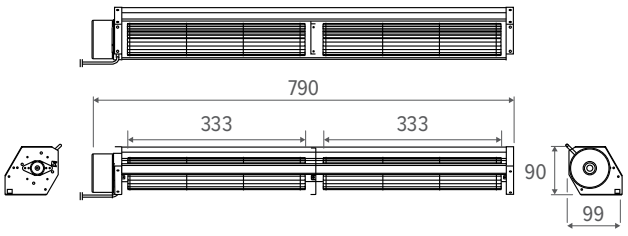

Control voltage	*VDC*	2	4	6	8	10
Revolutions	*RPM*	449	881	1350	1814	2200

LENGTH (cm)	075 / 090	110 / 125	155 / 170	190 / 205
Single impeller	✓	-	✓	-
Double impeller	-	✓	✓	✓*

* 2 fans present

SPECIFICATIONS

Length (cm)	075 / 090	110 / 125	155 / 170	190 / 205
ELECTRICAL POWER CONSUMPTION / Control voltage				
UNIT (A)				
2 VDC	0.04	0.05	0.08	0.08
4 VDC	0.06	0.08	0.14	0.16
6 VDC	0.10	0.17	0.27	0.34
8 VDC	0.16	0.32	0.48	0.64
10 VDC	0.27	0.55	0.82	1.10
Air flow / Control voltage				
UNIT (m^3/h)				
2 VDC	32	55	56	60
4 VDC	63	100	130	176
6 VDC	95	170	227	299
8 VDC	123	228	311	403
10 VDC	160	281	392	503

Sound pressure level reduction relative to room volume

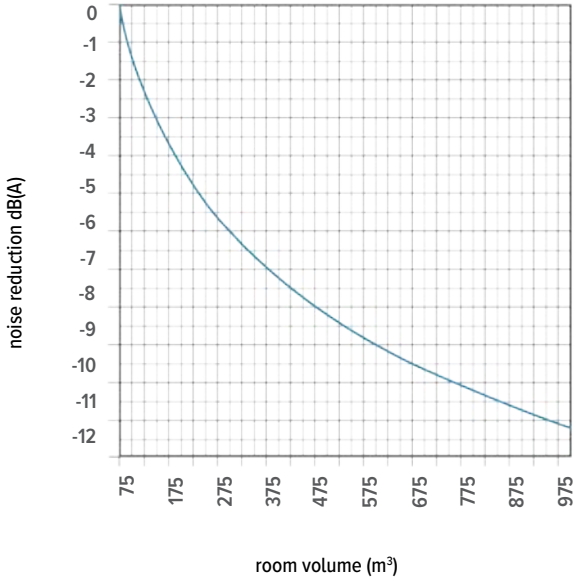

Calculate sound pressure multiple fans

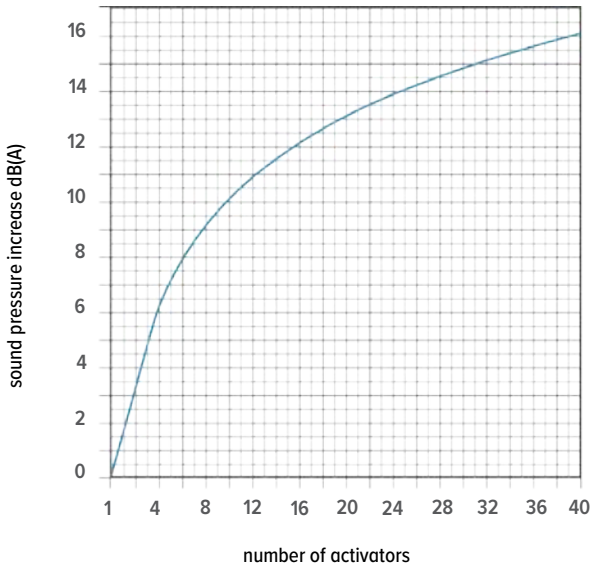

BRIZA 10 HEAT EXCHANGER

DIMENSIONS *(in mm)*

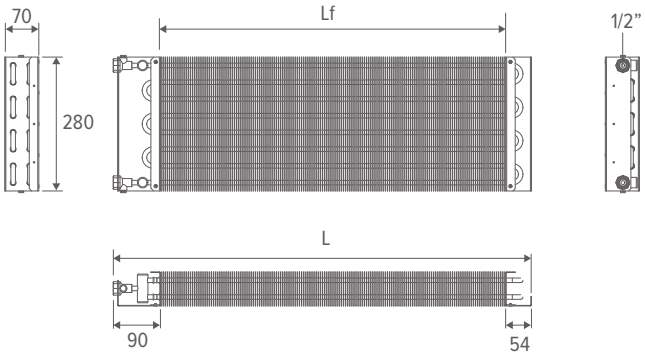

LENGTH	X	Lf *	FINS	WATER CONTENT
cm	*mm*	*mm*	*number of*	*l*
075 / 090	503.5	360	90	0.37
110 / 125	865.5	722	180	0.73
155 / 170	1273.5	1130	282	1.14
190 / 205	1633.5	1490	372	1.52

* Lf = fin length

DESCRIPTION

The Briza heat exchanger is designed for top performance in both heating and cooling systems.
This compact yet powerful unit consists of:

- rows of seamless circulation pipes made of pure red copper.
- connected with aluminium fins with hydrophilic coating
- two brass manifolds, suitable for left or right-side same end connection.
- with air vent

OVERVIEW

wall-mounted model

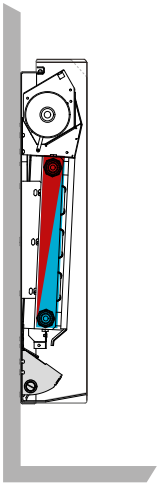

Ceiling mounted model

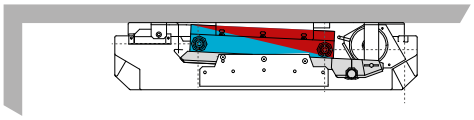

SPECIFICATIONS HEAT EXCHANGER

Pressure test (bars)	27
Working pressure (bars)	10
Circulation pipes (number of)	8
Connection	G1/2" left (also available with right-hand side connection)

SPECIFICATIONS FINS

Surface (cm^2)	196
Intermediate distance (mm)	4

BRIZA 10 HEAT EXCHANGER - PRESSURE DROP

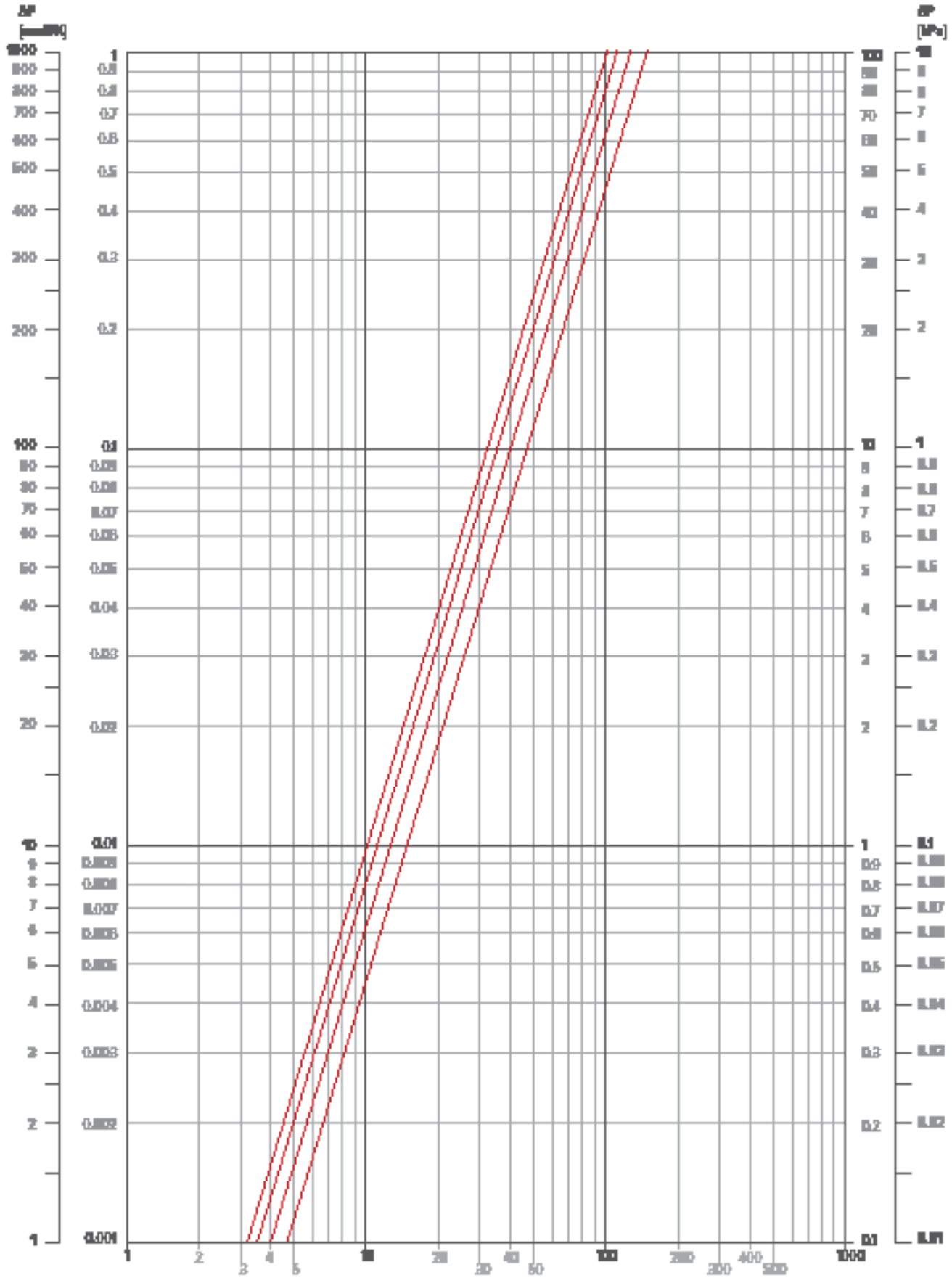

BRIZA 10 PRODUCT DESCRIPTION

Fan convector for heating and cooling, for wall or ceiling surface mounting. A Plug & Play version is also available for simplified installation. 2-pipe version.

Heating: suitable for all water-based heating systems, such as boiler and heat pump installations
Cooling: suitable for chilled water systems, such as heat pumps and cold water systems

COMPONENTS:

Casing:
Pre-assembled front and side panels made of electro-galvanized & straightened steel sheet with a thickness of 1.25 mm. To remove the casing, the unit has spring steel clamps at the base.
- **Wall-mounted model**
  - Baseline casing
  - Woodline casing
  - Waveline casing
  - equipped with an air outlet with honeycomb grille at the top of the unit
- **Ceiling mounted model**
  - equipped with an air outlet at the top of the unit and an air inlet at the base of the unit with honeycomb grille
- **Standard colours**
  - traffic white RAL 9016 (133), soft touch lightly structured satin finish
  - sand blast grey (001), fine-texture metallic paint
  - off-black (145), soft touch lightly-textured satin lacquer
  - air outlet vent in the same colour as the casing, supplied with jet black coated honeycomb grille
  - other colours on request

Back panel:
The back panel consists of a reinforced galvanized steel sheet with self-extinguishing anti-condensation insulation on the front, side and back panels of the unit.
The back panel has recesses to feed through hydronic and electric lines, elongated holes to mount the unit to the wall or ceiling and a stainless steel panel to mount the electric connections, power supply (option) and JDPC (option).
- **Wall-mounted model**
  - condensate tray with connection for Ø 20 mm drain pipe
- **Ceiling mounted model**
  - front panel serves as condensate tray with anti-condensation insulation and Ø 20 mm condensate drain
- **Standard colours**
  - jet black (104) soft touch lightly structured satin powder coating

Heat exchanger:
The heat exchanger is assembled from seamless round circulation tubes made of pure red copper, fins of pure aluminium with a hydrophilic coating, and two brass collectors for left or right same end 1/2" connection.
- G ½" F (2x)
- with 2 air vents
- connection on the right (with an electrical connection on the left) only on demand

Fan
- one or more tangential fans
- 24 VDC
- colour black, gloss level 70%

Controller
The fan convector can optionally be equipped with an integrated water temperature sensor on the heat exchanger, with or without a room temperature sensor. The controller is pre-set, factory-fitted on the unit, and acts as enablement protection for the fan.
- **Properties**
  - with water temperature sensor(s)
  - optionally with room temperature sensor (per controller type)
  - heating / cooling
- **Fan enablement protection**
  - heating: fan starts at water temperature > 28°C (setpoint adjustable)
  - cooling: fan starts at water temperature < 18°C (setpoint adjustable)

Operating principle of the fan convector
- **Fan speed is controlled by a 0-10 V signal**

Fan convectors are controlled via:
  - a room thermostat (0-10 V) or
  - a building management system (BMS / domotics) (0 - 10 V)

where the fan speed is determined by the 0-10 V control signal, with or without a controller. Depending on the fan convector type, select from the operating principles below.
- **Wall-mounted model / Ceiling mounted model**
  - **Principle 1: room thermostat or BMS control (0 - 10V) - without controller**
    - Individual unit control
    - 0-10 V input for building management system/thermostats
  - **Principle 2: room thermostat or BMS control (0-10 V) - with controller**
    - Individual unit control
    - 0-10 V input for building management system/thermostats
    - fan enablement protection

- **Controller regulates the fan speed**

Fan convectors are controlled via:
  - a room thermostat or
  - a building management system (BMS / domotics)

In combination with the controller, the fan speed is manually set. Depending on the fan convector type, select from the operating principles below.
- **Bottom and Ceiling model**
  - **Principle 1: BMS 0-10 V control**
    - upon heating or cooling demand, the room thermostat or building management system activates only the thermo-electric valve
    - when the fan recognises cold (<18 °C) or hot (>28 °C) water, it will rotate proportionally of the 0-10 V signal
    - the controller manages fan enablement protection
    - the fan operates at the controller's preset speed
  - **Principle 2: with external thermostat**
    - room thermostat sets the desired room temperature
    - using the internal water sensor, the fan is activated in cooling mode when the water temperature drops below 18°C, and in heating mode when it rises above 28°C
    - the controller manages fan enablement protection
    - the fan operates at the controller's preset speed
- **Wall-mounted model**
  - **Principle 3: Auto-Change-Over (ACO)**
    - upon heating or cooling demand, the room thermostat or building management system activates only the thermo-electric valve
    - the controller manages fan enablement protection
    - fan speed can be selected via the control panel on the controller
    - the fan convector switches automatically between heating, cooling, and standby mode

BRIZA 10 PRODUCT DESCRIPTION

- **Principle 4: TPT**
  - fan speed is automatically controlled in function of the preset comfort temperature via the fingertip controls
  - using the internal water sensor, the fan is activated in cooling mode when the water temperature drops below 18°C, and in heating mode when it rises above 28°C
- **Ceiling mounted model**
  - **Principle 5: On/off control**
    - upon heating or cooling demand, the room thermostat or building management system activates only the thermo-electric valve
    - the controller manages fan enablement protection
    - the fan operates at the controller's preset speed

OPTIONS:

Room thermostats
- **Room thermostat JRT-200 W**
  - room thermostat with touch screen
  - mode: heating / cooling
  - 0-10 V output
- **Room thermostat 100 TW / 100 TB**
  - room thermostat with touch screen
  - mode: heating / cooling
  - 0-10 V output
  - version: white or black
- **Room thermostat RDG 260T / RDG 264KN (DC 24 V)**
  - mode: heating / cooling / auto
  - 0-10 V output

OPERATING LIMITS:

- water supply temperature: min. 3 °C to max. 90 °C
- pressure test element: 27 bar
- working pressure: 10 bar
- supply voltage: 24 VDC

If the unit is supplied with chilled water below the dew point, condensate forming on the heat exchanger is drained via the condensate drain connection. However, at very low water temperatures and high air humidity levels, condensation may also occur on components other than the heat exchanger. This condensate is not collected by the condensate drain and may drip from underneath the unit. To prevent this, observe the minimum permissible water temperature based on relative humidity and the ambient air temperature.

HOW TO INSTALL:

The building services engineer chooses the heating elements considering the following conditions:
- a heat loss calculation and cooling load calculation performed to standard EN12831
  - Additional national guidelines may apply, such as ISSO 51/53 in the Netherlands.
- tables of heat outputs and dimensions according to en16430
- free space:
  - the minimum space requirement under the heating elements is 10 cm
  - the minimum distance for connections to the side of the unit is 15 cm

TERMS OF USE:

Briza fan convectors are designed for indoor use, to deliver the required heating and cooling capacity during winter and summer. They are intended for indoor spaces with domestic or similar use. Any other application is strictly prohibited.
- Installation and/or use of the climate control unit is prohibited in explosive environments.
- The unit is not intended for installation or use in humid environments, such as swimming pools (IEC EN 60335-2-40).
- It is forbidden to put objects through the inlet and outlet grilles. Always use the main switch to isolate the unit from the mains before performing any maintenance work on the unit, even if it is just inspections purposes.

Installation that does not comply with the specified operational limits relieves Jaga NV from discharge liabilities with regard to damage to objects and persons.

Manufacturer: Jaga N.V.
Versions: Bottom and Ceiling model
Wall-mounted model: **Length** (in cm): 075 / 110 / 155 / 190
Ceiling mounted model: Length (in cm): 090 / 125 / 170 / 205

jaga

CLIMATE
DESIGNERS

BRIZA 12 TECHNICAL INFORMATION

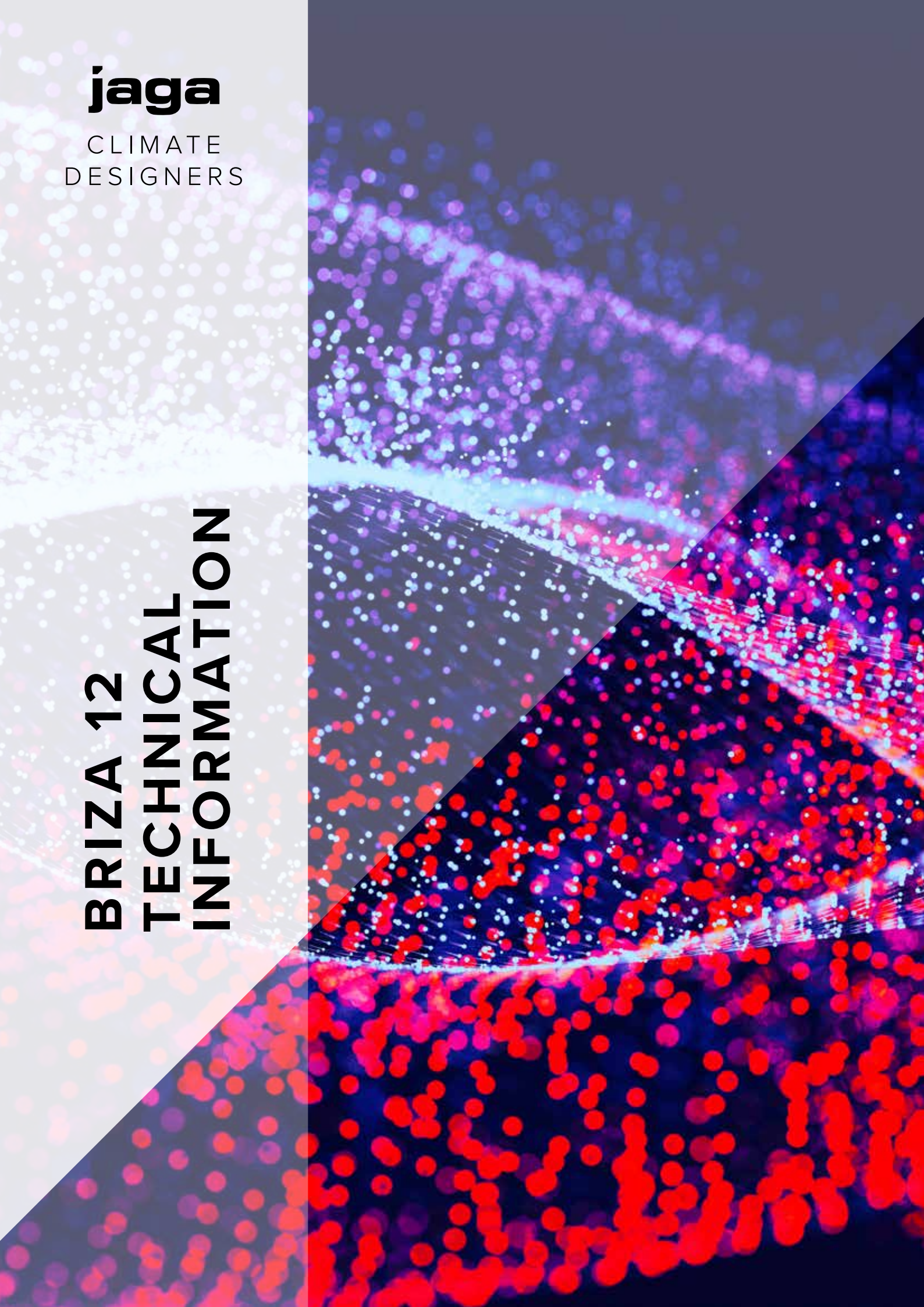

BRIZA 12 PARTS

CASING WALL-MOUNTED MODEL

Coreline (CL)
- coated casing made from Sendzimir galvanised steel sheet
- lacquered aluminium top grille

Baseline (BL) / Woodline (WO)
- coated casing made from Sendzimir galvanised steel sheet
- coated aluminium air outlet vent with honeycomb grille coated jet black

ORDER CODE

CBZW 055 095 12 XXX CL
- Casing
  - Coreline: Cl
  - Baseline: BL
  - Woodline: WO
- Colour
- Length
- Height

CASING CEILING MOUNTED MODEL



Coreline (CL)
- coated casing made from Sendzimir galvanised steel sheet
- lacquered aluminium top grille

Baseline (BL)
- coated casing made from Sendzimir galvanised steel sheet
- coated aluminium air outlet vent with honeycomb grille coated jet black

ORDER CODE

CBZC 055 075 12 XXX CL
- Casing
  - Coreline: Cl
  - Baseline: BL
- Colour
- Length
- Height

FAN

Tangential fan(s) with aluminium blades and EC motor equipped with ball bearings and EPDM vibration damping, 24 VDC. Black colour, gloss level 70%..

BUILT-IN	L 052	072	102	122
WITH CASING	L 075	095	125	145
8730 020111	1	-	-	-
8730 020112	-	1	-	-
8730 020113	-	-	1	-
8730 020114	-	-	-	1

STANDARD HEAT EXCHANGER

Heat exchanger with hydrophilic coating for optimum cooling performance

Height 52/55/56
2-pipe: heating or cooling
4-pipe: cooling

CODE	FOR BRIZA 12 H 52/55/56 LENGTH	
	BUILT-IN	WITH CASING
8730 010201	052	075
8730 010202	072	095
8730 010203	102	125
8730 010204	122	145

SMALL HEAT EXCHANGER

Heat exchanger with hydrophilic coating for optimum cooling performance

Height 38/41/42
2-pipe: heating or cooling
4-pipe: heating

HEIGHT 52/55/56
4-pipe: heating

CODE	FOR BRIZA 12 LENGTH	
	BUILT-IN	WITH CASING
8730 010101	052	075
8730 010102	072	095
8730 010103	102	125
8730 010104	122	145

CONNECTOR BLOCK FOR ELECTRICAL CONNECTION

CODE
7523 040107

BRIZA 12 PARTS

CONDENSATE TRAY FOR WALL MODEL

Metal condensate tray with epoxy-polyester coating (RAL 7024)

CODE
38776 171201

CONDENSATE PUMP

CODE
8773 0101

CONDENSATE TRAY WITH OUTLET SPIGGOT Ø 2 CM

CODE	FOR BRIZA 12 H
5127 000 100 01	H 038
5127 000 100 02	052
8546 038 001	H 041/042 left
8546 038 002	H 041/042 right
8546 052 001	H 055/056 left
8546 052 002	H 055/056 right

CONDENSATE LEVEL SENSOR

Sensor for monitoring the condensate level in the condensate collector

CODE
5127 000 100 03

BRIZA 12 TANGENTIAL FANS

DESCRIPTION

Tangential fan(s) with aluminium blades and EC motor equipped with ball bearings and EPDM vibration damping, 24 VDC. Black colour, gloss level 70%.

OVERVIEW

LENGTH	FAN	MOTOR
cm	*number of*	*number of*
052 / 075	1	1
	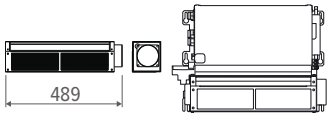	
072 / 095	1	1
	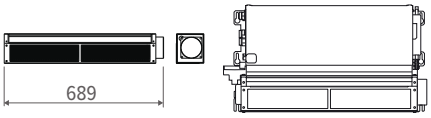	
102 / 125	2	1
	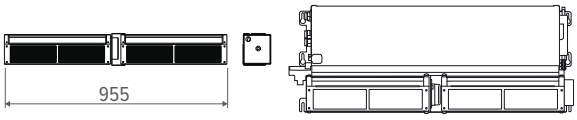	
122 / 145	2	1
	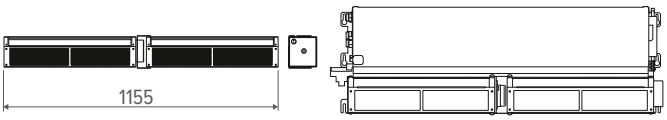	

Electrical power consumption and airflow: see heat output table

BRIZA 12 HEAT EXCHANGER

DESCRIPTION

The Briza heat exchanger is designed for top performance in both heating and cooling systems. 2-pipe and 4-pipe connection.
This compact yet powerful unit consists of:

- rows of seamless circulation pipes made of pure red copper
- connected with aluminium fins with hydrophilic coating
- with an integrated hydraulic distributor (collector) made of brass with venting

OVERVIEW

Wall

H038 / H041 / H042		H052 / H041 / H042	
2-pipe	4-pipe	2-pipe	4-pipe

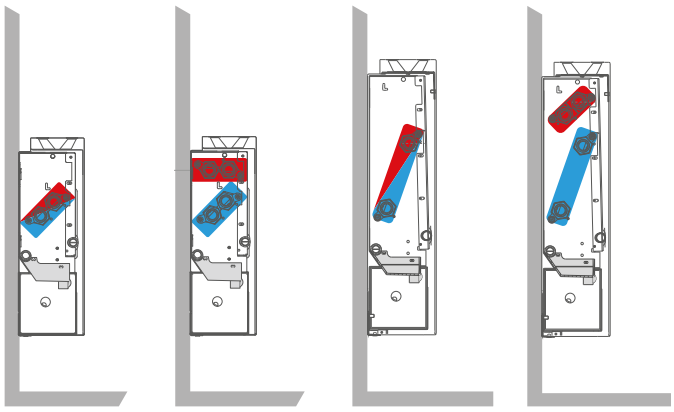

Ceiling

H038 H041 / H042	2-pipe	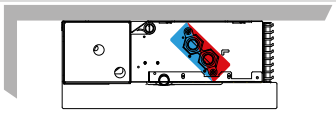
	4-pipe	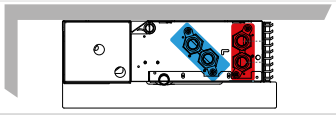
H052 H055 / H056	2-pipe	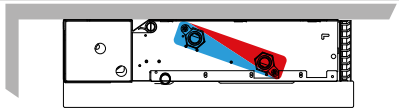
	4-pipe	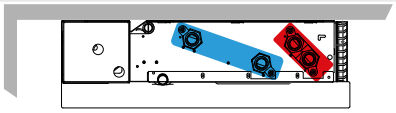

STANDARD HEAT EXCHANGER

Dimensions *(in mm)*

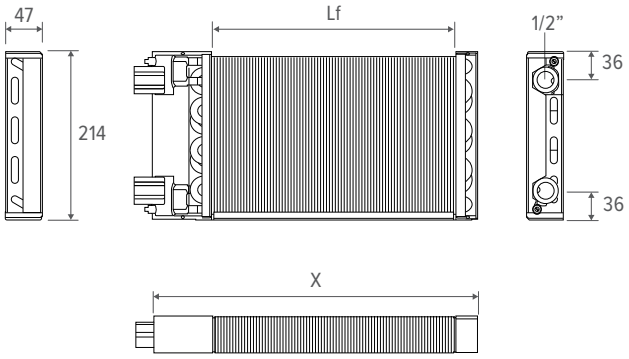

HEIGHT	LENGTH	X	Lf *	FINS	WATER CONTENT
cm	*cm*	*mm*	*mm*	*number of*	*l*
052 055 / 056	052 / 075	435	310	207	0.332
	072 / 095	635	510	302	0.540
	102 / 125	935	810	445	0.866
	122 / 145	1135	1010	540	1.078

* Lf = fin length

Specifications heat exchanger	
Circulation pipes (number of)	16
Connection	G1/2" left (also available with right-hand side connection)

Specifications fins	
Surface (cm²)	870
Intermediate distance (mm)	2.1

SMALL HEAT EXCHANGER

Dimensions *(in mm)*

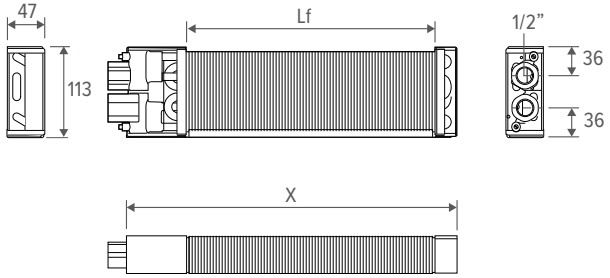

HEIGHT	LENGTH	X	Lf *	FINS	WATER CONTENT
cm	*cm*	*mm*	*mm*	*number of*	*l*
038 041 / 042	052 / 075	435	310	207	0.166
	072 / 095	635	510	302	0.270
	102 / 125	935	810	445	0.433
	122 / 145	1135	1010	540	0.539

* Lf = fin length

Specifications heat exchanger	
Circulation pipes (number of)	8
Connection	G1/2" left (also available with right-hand side connection)

Specifications fins	
Surface (cm²)	435
Intermediate distance (mm)	2.1

BRIZA 12 HEAT EXCHANGER

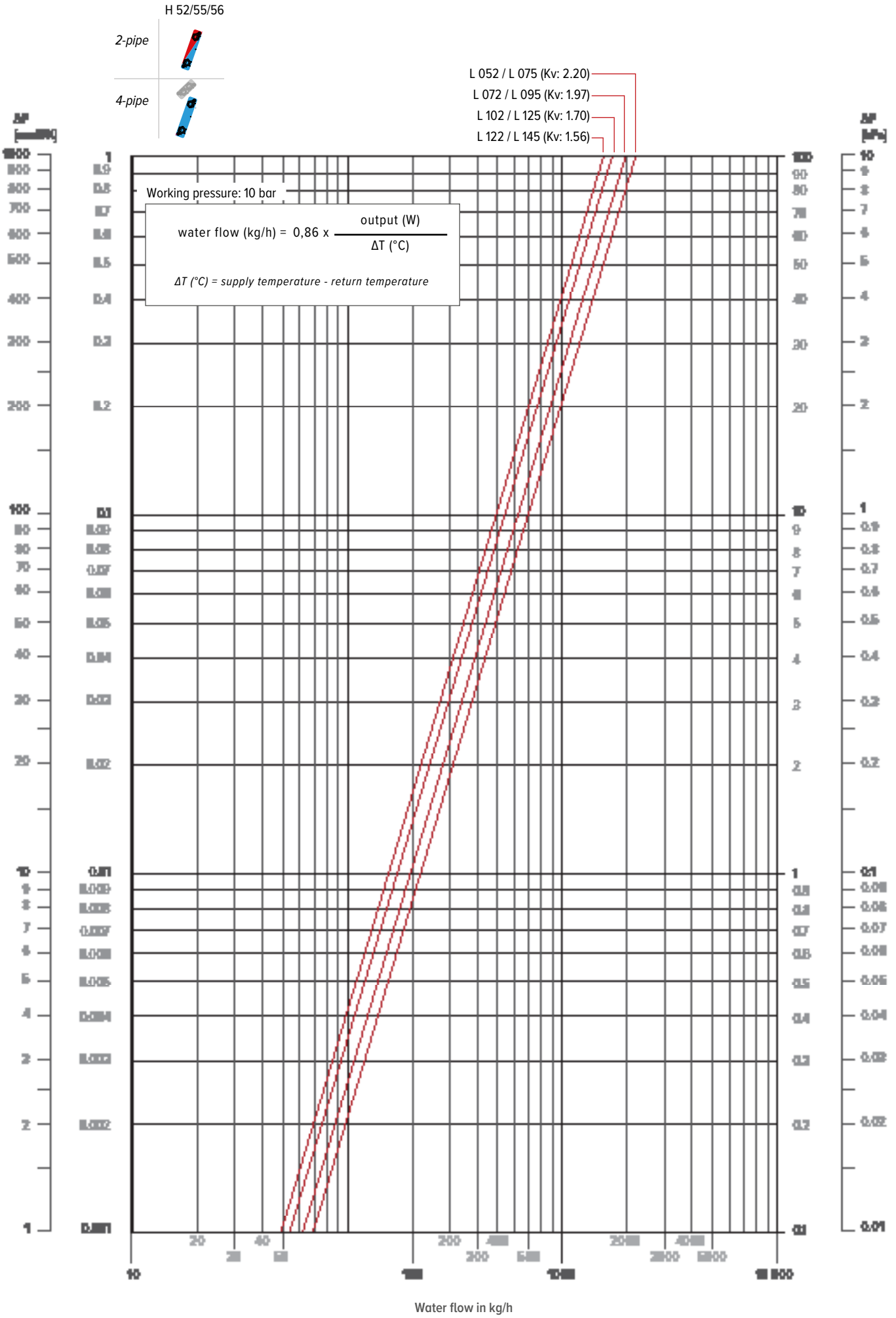

BRIZA 12 HEAT EXCHANGER

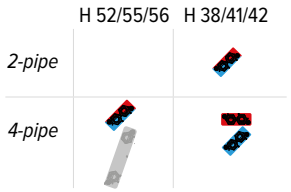

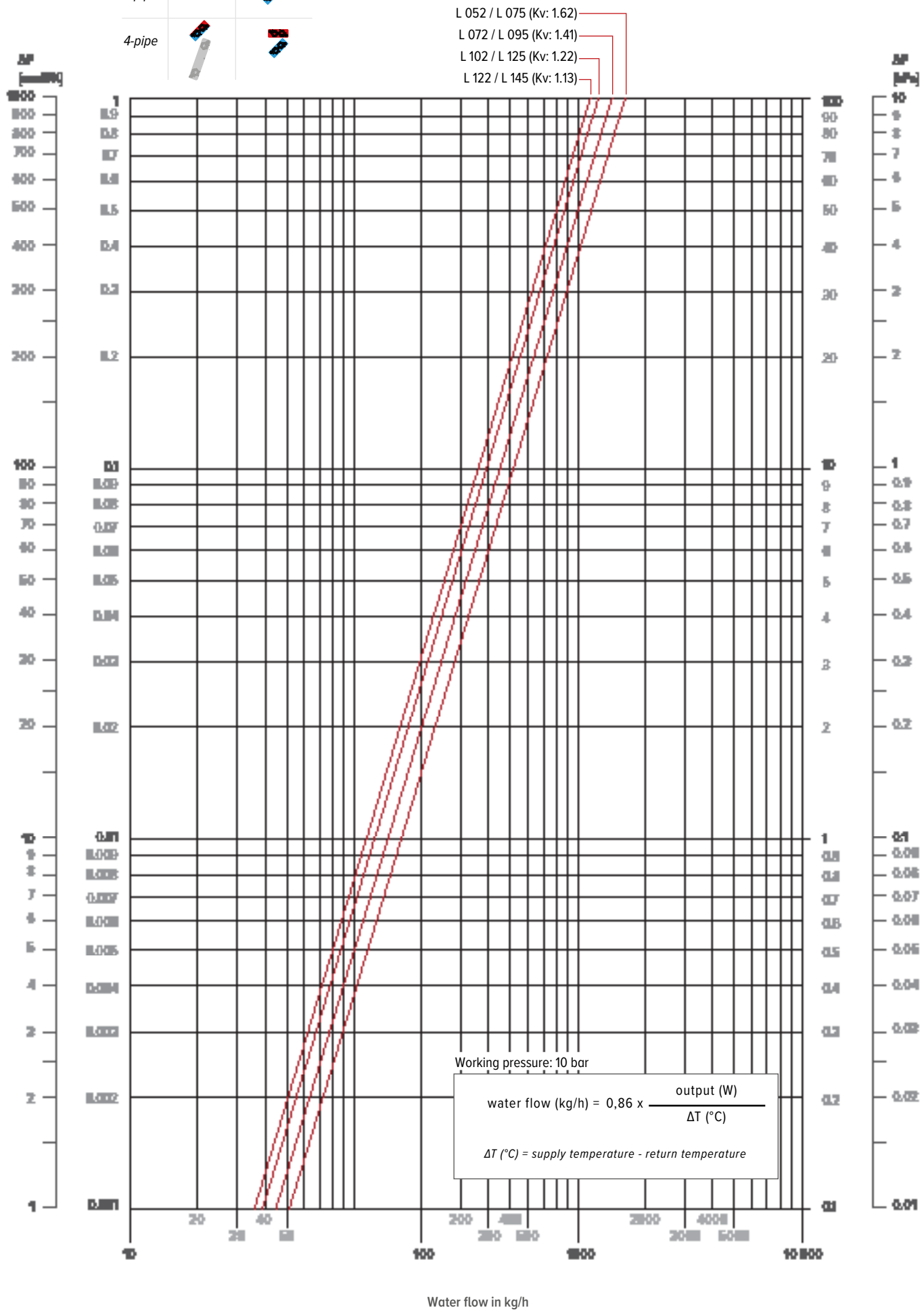

BRIZA 12 BUILT-IN ACCESSORIES

ADJUSTABLE GRILLE



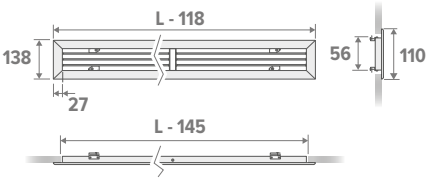

minimum recess dimensions for mounting the grille

Air projection

Every slat can be adjusted separately.

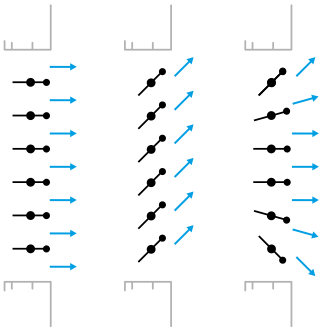

- anodised aluminium grille
- clamping springs for mounting to wall, ceiling or air diffuser

CODE	L Briza 12	Installation opening
5627 0001 0001	520	375 x 110
5627 0001 0002	720	575 x 110
5627 0001 0003	1020	875 x 110
5627 0001 0004	1220	1075 x 110

LINEAR SLOT GRILLE

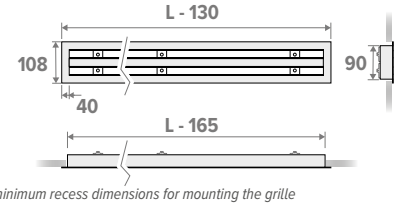

minimum recess dimensions for mounting the grille

Air projection

The slats are adjustable in every row.

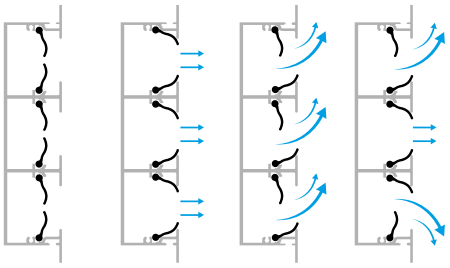

- anodised aluminium grille
- metal bracket with regulating screws for mounting to wall, ceiling or air diffuser
- every air gap is individually adjustable and has 2 specially shaped air conduction blades (gap width 25 mm)
- an ideal exhaust pattern is achieved that can be configured 180°

CODE	L Briza 12	Installation opening
8789 221	520	355 x 90
8789 222	720	555 x 90
8789 223	1020	855 x 90
8789 224	1220	1055 x 90

BAR GRILLE



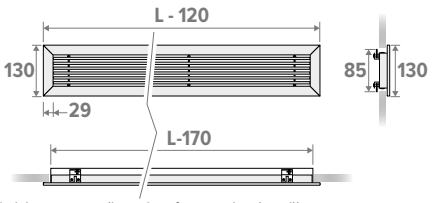

minimum recess dimensions for mounting the grille

Air projection

Not adjustable.

- anodised aluminium grille, finished in colour RAL 9003
- fixed bars
- clamping springs for mounting to wall, ceiling or air diffuser

CODE	L Briza 12	Installation opening
8789 211	520	355 x 85
8789 212	720	555 x 85
8789 213	1020	855 x 85
8789 214	1220	1055 x 85

AIR OUTLET CORNER PIECE 90°

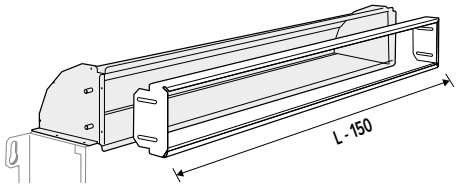

- made from galvanised steel plate
- with rubber strip for optimal connection
- with perforations for exhaust grille installation

≤ 30 mm adjustable

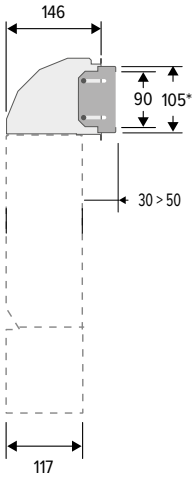

≤ 60 mm adjustable

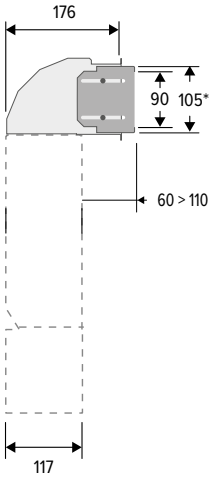

**minimum dimensions air inlet recess (without optional exhaust grille)*

TELESCOPIC AIR OUTLET		
≤ 30 mm	≤ 60 mm	L Briza 12
5927 0000 5201	5927 0000 5202	520
5927 0000 7201	5927 0000 7202	720
5927 0001 0201	5927 0001 0202	1020
5927 0001 2201	5927 0001 2202	1220

BRIZA 12 PRODUCT DESCRIPTION

Fan convector for heating and cooling, suitable for both surface-mounted and recessed wall or ceiling installation. A Plug & Play version is also available for simplified installation. 2-pipe and 4-pipe connection.

Heating: suitable for all water-based heating systems, such as boiler and heat pump installations
Cooling: suitable for chilled water systems, such as heat pumps and cold water systems

COMPONENTS

Casing
Pre-assembled front and side panels made of electro-galvanized & straightened steel sheet with a thickness of 1.25 mm. To remove the casing, the unit has spring steel clamps at the base.
- **Wall-mounted model**
  - Coreline casing
    - aluminium top grille, powder coated in the same colour as the unit
  - Baseline casing
    - equipped with an air outlet with honeycomb grille at the top of the unit
  - Woodline casing
    - equipped with an air outlet with honeycomb grille at the top of the unit
- **Ceiling mounted model**
  - Coreline casing
    - aluminium top grille, powder coated in the same colour as the unit
  - Baseline casing
    - equipped with an air outlet at the top of the unit and an air inlet at the base of the unit with honeycomb grille
- **Standard colours**
  - traffic white RAL 9016 (133), soft touch lightly structured satin finish
  - sand blast grey (001), fine-texture metallic paint
  - off-black (145), soft touch lightly-textured satin lacquer
  - other colours on request

Back panel
The back panel consists of a reinforced galvanized steel sheet with self-extinguishing anti-condensation insulation on the front, side and back panels of the unit. The back panel has recesses to feed through hydronic and electric lines, elongated holes to mount the unit to the wall or ceiling and a stainless steel panel to mount the electric connections, power supply (option) and JDPC (option).
- **Installation in a wall recess / Wall-mounted model**
  - condensate trap with drain pipe Ø 20 mm
- **Built-in ceiling / Ceiling mounted model**
  - front panel serves as condensate tray with anti-condensation insulation and Ø 20 mm condensate drain
- **Standard colours**
  - jet black (104) soft touch lightly structured satin powder coating

Heat exchanger
The heat exchanger is assembled from seamless round circulation tubes made of pure red copper, fins of pure aluminium with a hydrophilic coating, and two brass collectors for left or right same end 1/2" connection.
- G ½" F (2x)
- with 2 air vents
- connection on the right (with an electrical connection on the left) only on demand

Fan
Tangential fan(s) with aluminium blades and EC motor equipped with ball bearings and EPDM vibration damping, 24 VDC. Black colour, gloss level 70%.

Controller
The fan convector can optionally be equipped with an integrated water temperature sensor on the heat exchanger, with or without a room temperature sensor. The controller is pre-set, factory-fitted on the unit, and acts as enablem protection for the fan.
- **Properties**
  - with water temperature sensor(s)
  - optionally with room temperature sensor (per controller type)
  - heating / cooling
- **Fan enablement protection**
  - heating: fan starts at water temperature > 28°C (setpoint adjustable)
  - cooling: fan starts at water temperature < 18°C (setpoint adjustable)

Operating principle of the fan convector
- **Fan speed is controlled by a 0-10 V signal**

Fan convectors are controlled via:
  - a room thermostat (0-10 V) or
  - a building management system (BMS / domotics) (0 - 10 V)

where the fan speed is determined by the 0-10 V control signal, with or without a controller. Depending on the fan convector type, select from the operating principles below.
- **Wall / Ceiling**
  - **Principle 1: room thermostat or BMS control (0 - 10V) - without controller**
    - Individual unit control
    - 0-10 V input for building management system/thermostats
  - **Principle 2: room thermostat or BMS control (0-10 V) - with controller**
    - Individual unit control
    - 0-10 V input for building management system/thermostats
    - fan enablement protection

- **Controller regulates the fan speed**

Fan convectors are controlled via:
  - a room thermostat or
  - a building management system (BMS / domotics)

In combination with the controller, the fan speed is manually set. Depending on fan convector type, select from the operating principles below.
- **Wall / Ceiling**
  - **Principle 1: BMS 0-10 V control**
    - upon heating or cooling demand, the room thermostat or building management system activates only the thermo-electric valve
    - when the fan recognises cold (<18 °C) or hot (>28 °C) water, it will rota proportionally of the 0-10 V signal
    - the controller manages fan enablement protection
    - the fan operates at the controller's preset speed
  - **Principle 2: With external thermostat**
    - room thermostat sets the desired room temperature
    - using the internal water sensor, the fan is activated in cooling mode w the water temperature drops below 18°C, and in heating mode when i rises above 28°C
    - the controller manages fan enablement protection
    - the fan operates at the controller's preset speed
- **Wall and ceiling integration / Ceiling mounted model**
  - **Principle 3: On/off control**
    - upon heating or cooling demand, the room thermostat or building management system activates only the thermo-electric valve
    - the controller manages fan enablement protection
    - the fan operates at the controller's preset speed

BRIZA 12 PRODUCT DESCRIPTION

- **Wall-mounted model**
  - **Principle 4: Auto-Change-Over (ACO)**
    - upon heating or cooling demand, the room thermostat or building management system activates only the thermo-electric valve
    - the controller manages fan enablement protection
    - fan speed can be selected via the control panel on the controller
    - the fan convector switches automatically between heating, cooling, and standby mode
  - **Principle 5: TPT**
    - fan speed is automatically controlled in function of the preset comfort temperature via the fingertip controls
    - using the internal water sensor, the fan is activated in cooling mode when the water temperature drops below 18°C, and in heating mode when it rises above 28°C
  - **Principle 6: Built-in thermostat**
    - temperature control via built-in WiFi thermostat (thermoelectric valve in the radiator connected to unit electronics)
    - the controller manages fan enablement protection
    - the fan operates at the controller's preset speed

OPTIONS

Room thermostats
- **Room thermostat JRT-200 W**
  - room thermostat with touch screen
  - mode: heating / cooling / auto (only 4-pipe)
  - 0-10 V output
- **Room thermostat 100 TW / 100 TB**
  - room thermostat with touch screen
  - mode: heating / cooling / auto (only 4-pipe)
  - 0-10 V output
  - version: white or black
- **Room thermostat RDG 260T / RDG 264KN (DC 24 V)**
  - mode: heating / cooling / auto
  - 0-10 V output

OPERATING LIMITS

- water supply temperature: min. 3 °C to max. 90 °C
- Pressure test: 25 bar
- working pressure: max 12 bar
- supply voltage: 24 VDC

If the unit is supplied with chilled water below the dew point, condensate forming on the heat exchanger is drained via the condensate drain connection. However, at very low water temperatures and high air humidity levels, condensation may also occur on components other than the heat exchanger. This condensate is not collected by the condensate drain and may drip from underneath the unit. To prevent this, observe the minimum permissible water temperature based on relative humidity and the ambient air temperature.

HOW TO INSTALL

The building services engineer chooses the heating elements considering the following conditions:
- a heat loss calculation and cooling load calculation performed to standard EN12831
  - Additional national guidelines may apply, such as ISSO 51/53 in the Netherlands.
- tables of heat outputs and dimensions according to en16430
- free space:
  - the minimum space requirement under the heating elements is 10 cm
  - the minimum distance for connections to the side of the unit is 15 cm

TERMS OF USE

Briza fan convectors are designed for indoor use, to deliver the required heating and cooling capacity during winter and summer. They are intended for indoor spaces with domestic or similar use. Any other application is strictly prohibited.
- Installation and/or use of the climate control unit is prohibited in explosive environments.
- The unit is not intended for installation or use in humid environments, such as swimming pools (IEC EN 60335-2-40).
- It is forbidden to put objects through the inlet and outlet grilles. Always use the main switch to isolate the unit from the mains before performing any maintenance work on the unit, even if it is just inspections purposes.

Installation that does not comply with the specified operational limits relieves Jaga NV from discharge liabilities with regard to damage to objects and persons.

Briza 12
Manufacturer: Jaga N.V.
Versions:
- Wall and ceiling integration
- Bottom and Ceiling model

Built-in:
- Height (in cm): 038 / 052
- Length (in cm): 052 / 072 / 102 / 122

Composition:
- Height (in cm): 041 / 042 / 055 / 056
- Length (in cm): 075 / 095 / 125 / 145

jaga

CLIMATE
DESIGNERS

BRIZA 22 TECHNICAL INFORMATION



BRIZA 22 PARTS

CASING WALL-MOUNTED MODEL

Coreline (CL)
- coated casing made from Sendzimir galvanised steel sheet
- lacquered aluminium top grille

Baseline (BL)
- coated casing made from Sendzimir galvanised steel sheet
- coated aluminium air outlet vent with honeycomb grille coated jet black

ORDER CODE

CBAW 063 090 22 XXX CL
- CL: Casing
  - *Coreline: Cl*
  - *Baseline: BL*
- XXX: Colour
- 090: Length
- 063: Height

CASING CEILING MOUNTED MODEL



Coreline (CL)
- coated casing made from Sendzimir galvanised steel sheet
- lacquered aluminium top grille

ORDER CODE

CBAC 063 090 22 XXX CL
- XXX: Colour
- 090: Length
- 063: Height

FAN

BUILT-IN	L 055	075	095	125	155	190
WITH CASING	L 090	110	130	160	190	225
8600 020201	1	-	-	1	-	1
8600 020202	-	1	1	1	2	2

HEAT EXCHANGER

Heat exchanger with hydrophilic coating for optimum cooling performance

2-pipe: heating or cooling

CODE	FOR BRIZA 22 LENGTH	
	BUILT-IN	WITH CASING
8776 0301	055	090
8776 0302	075	110
8776 0303	095	130
8776 0804	125	160
8776 0805	155	190
8776 0806	190	225

SECOND HEAT EXCHANGER, G1/2" F

Heat exchanger with hydrophilic coating for optimum cooling performance

4-pipe: heating

CODE	FOR BRIZA 22 LENGTH	
	BUILT-IN	WITH CASING
8721 5401	055	090
8721 5402	075	110
8721 5403	095	130
8721 5404	125	160
8721 5405	155	190
8721 5406	190	225

CONNECTOR BLOCK FOR ELECTRICAL CONNECTION

CODE	
7523 040108	3-wire terminal block with labelling
7523 040109	4-wire terminal block

CONDENSATE TRAY FOR WALL MODEL

Metal condensate tray with epoxy-polyester coating (RAL 7024)

CODE
38776 171201

BRIZA 22 PARTS

CONDENSPLAAT FOR CEILING MOUNTED MODEL

CODE	FOR BRIZA LENGTH	
8776 061301	055	left
8776 061302	075	left
8776 061303	095	left
8776 061304	125	left
8776 061305	155	left
8776 061312	190	left
8776 061306	055	right
8776 061307	075	right
8776 061308	095	right
8776 061309	125	right
8776 061310	155	right
8776 061311	190	right

CONDENSATE PUMP

CODE
8773 0101

CONDENSATE LEVEL SENSOR

sensor for monitoring the condensate level in the condensate collector

CODE
5127 000 100 03

MOUNTING BRACKET FOR LEVEL SENSOR

bracket for mounting the level sensor in the condensate tray

CODE
8776 0701

ELECTRIC HEATING ELEMENT

The electric heating element can serve as backup heating to maintain the desired room temperature when, for example:

- the water temperature is too low (e.g., when using a heat pump in cold weather)
- or hot water is temporarily not available

CODE	OUTPUT	L Briza 22 / 26
8721 6282	750 W	075
8721 6283	750 W	095
8721 6284	750 W	125
8721 6285	750 W	155
8721 6286	750 W	190

CODE	OUTPUT	L Briza 22 / 26
8721 6292	1000 W	075
8721 6293	1000 W	095
8721 6294	1000 W	125
8721 6295	1000 W	155
8721 6296	1000 W	190

CODE	OUTPUT	L Briza 22 / 26
8721 6242	1250 W	075
8721 6243	1250 W	095
8721 6244	1250 W	125
8721 6245	1250 W	155
8721 6246	1250 W	190

BRIZA 22 STANDARD HEAT EXCHANGER, G 3/4”F

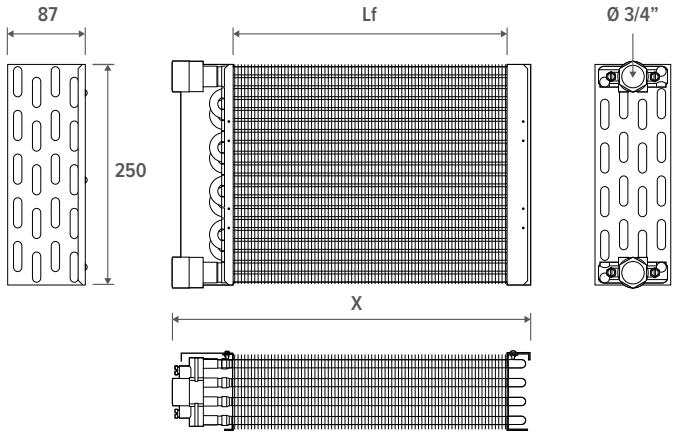

DESCRIPTION

The standard Briza heat exchanger delivers peak performance for heating and cooling, meeting needs for 2-pipe systems; 4-pipe applications require an additional heat exchanger.
This compact yet powerful unit consists of:

- rows of seamless circulation pipes made of pure red copper
- connected with aluminium fins with hydrophilic coating
- with an integrated hydraulic distributor (collector) made of brass with venting

LENGTH	X	Lf *	WATER CONTENT
mm	*mm*	*mm*	*l*
550 / 900	504	412	1.23
750 / 1100	704	612	1.77
950 / 1300	904	812	2.23

* Lf = fin length

OVERVIEW

WALL

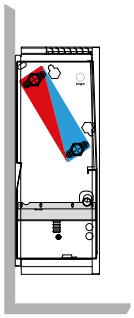

CEILING

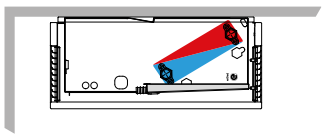

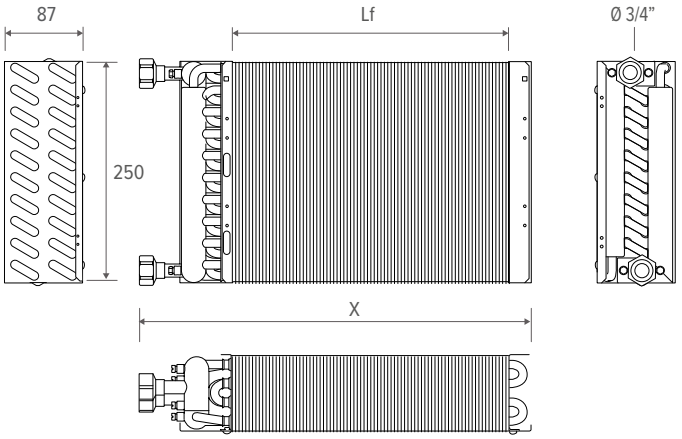

LENGTH	X	Lf*	WATER CONTENT
mm	*mm*	*mm*	*l*
1250 / 1600	1243	1112	3.14
1550 / 1900	1543	1412	4.05
1900 / 2250	1893	1762	5.00

* Lf = fin length

SPECIFICATIONS HEAT EXCHANGER	
Pressure test (bars)	26
Working pressure (bars)	20
Circulation pipes (number of)	40
Connection	G3/4” left connection (also available with right connection)

SPECIFICATIONS FINS	
Surface (cm²)	217
Intermediate distance (mm)	2.1

BRIZA 22 STANDARD HEAT EXCHANGER - PRESSURE DROP

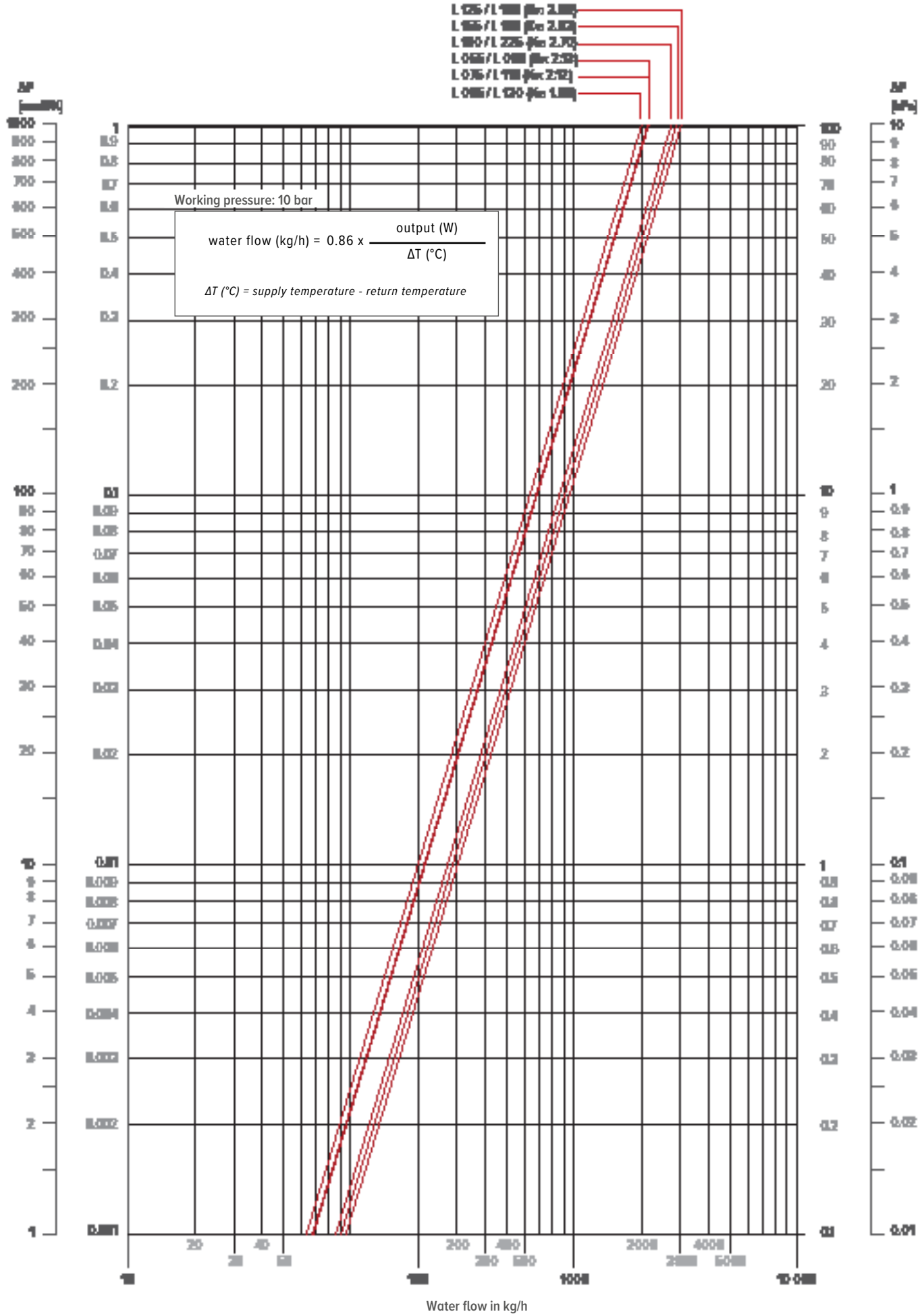

BRIZA 22 SECOND HEAT EXCHANGER, G1/2" F

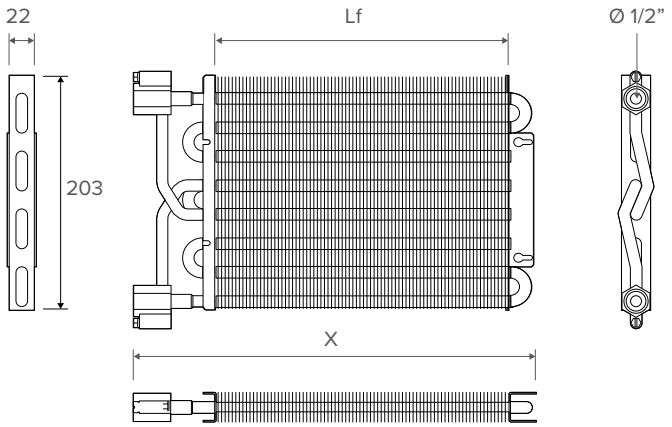

DESCRIPTION

For use in a 4-pipe system, a second heat exchanger is added. A 4-pipe system features separate circuits for hot and cold water, enabling simultaneous heating and cooling. This compact yet powerful unit consists of:

- rows of seamless circulation pipes made of pure red copper
- connected with aluminium fins with hydrophilic coating
- with an integrated hydraulic distributor (collector) made of brass with venting

LENGTH	X	Lf *	WATER CONTENT
mm	*mm*	*mm*	*l*
550 / 900	505.5	412	0.31
750 / 1100	705.5	612	0.42
950 / 1300	905.5	812	0.53

* Lf = fin length

OVERVIEW

WALL	CEILING
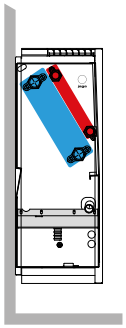	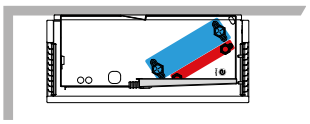

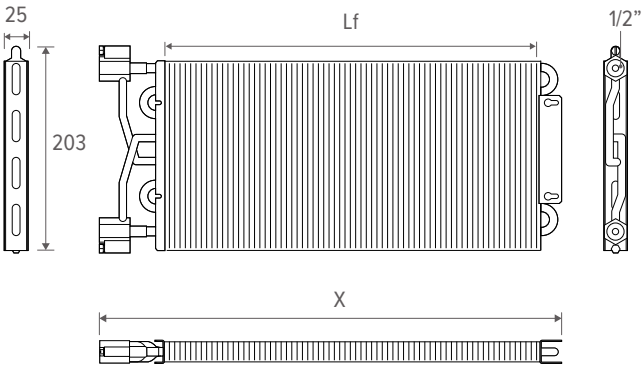

LENGTH	X	Lf *	WATER CONTENT
mm	*mm*	*mm*	*l*
1250 / 1600	1205.5	1112	0.69
1550 / 1900	1505.5	1412	0.85
1900 / 2250	1855.5	1762	1.01

* Lf = fin length

SPECIFICATIONS HEAT EXCHANGER

Pressure test (bars)	26
Working pressure (bars)	20
Circulation pipes (number of)	8
Connection	G1/2" left (also available with right-hand side connection)

SPECIFICATIONS FINS

Surface (cm²)	439.5
Intermediate distance (mm)	2.1

BRIZA 22 SECOND HEAT EXCHANGER, G1/2” F - PRESSURE DROP

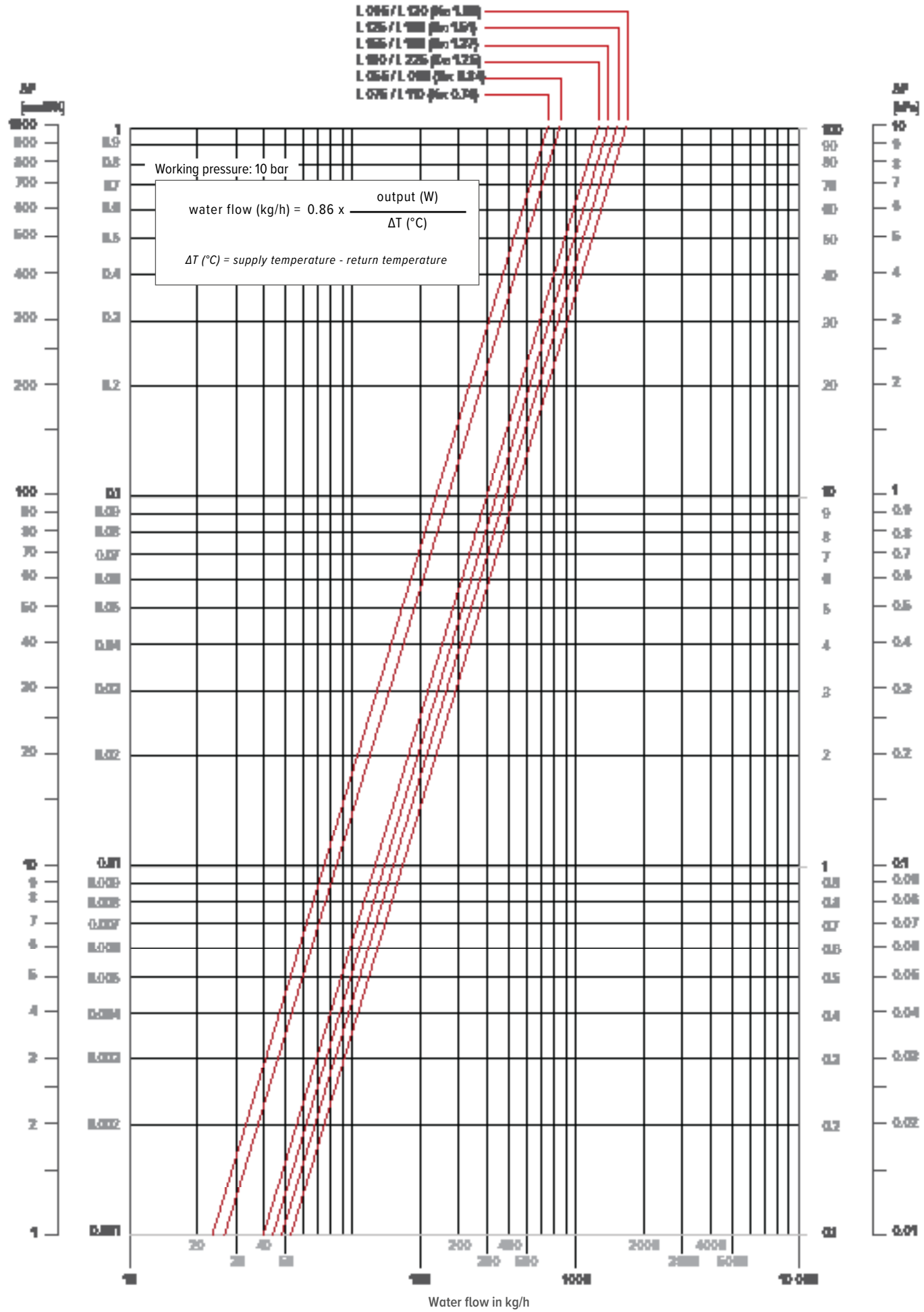

BRIZA 22 CENTRIFUGAL FAN

Rotor surface area: Galvanised

Material of electronics housing: PP plastic, black

Fan/impeller material: PA plastic

Housing material: PP plastic, black

Motor suspension: Motor mounted vibration-damped on both sides

Direction of rotation: Clockwise, based on the rotor

Type of protection: Motor IP44, electronics IP20; depending on installation and position

Isolation class: F

Maximum allowable ambient motor temperature (transport/storage): +80 °C

Minimum allowable ambient motor temperature (transport/storage): -40 °C

Mounting position: Random

Condensate drain holes: None, open rotor

Operating mode: S1

Motor bearing: Ball bearing

DESCRIPTION

Centrifugal fans with GreenTech EC technology: energy efficient, easy operation and low noise level.

OVERVIEW

LENGTH	OUTPUT*	POWER CONSUMPTION	FAN	MOTOR
mm	*W*	*A*	*number of*	*number of*
550 / 900	179	0.82	1	1
750 / 1100	179	0.82	2	1
			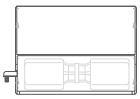	
950 / 1300	174	0.80	2	1
1250 / 1600	173	0.80	3	2
1550 / 1900	351	1.62	4	2
			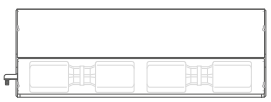	
1900 / 2250	346	1.60	5	3
			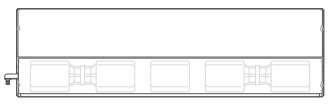	

* maximum electrical power consumption, measured at 10 V

SPECIFICATIONS

Phase (~)	1
Rated voltage (VAC)	230
Frequency (Hz)	50 / 60
Speed (min - 1)	1120
Ambient temperature (min.°C / max.°C)	-25 / 40
Minimum back pressure (Pa)	0
Exit / control input	10 VDC, 0–10 VDC / PWM
Protection	Class I
Approvals	EN 60335-1, CCC
Tachometer output	✓
Current limiter motor	✓
Gradual start-up (Soft start)	✓
Control interface with SELV potential	✓
Motor with overheating protection	✓
EMC data	Interference immunity (EN 61000-6-2), Harmonic (EN 61000-3-2/3), Emission (EN 61000-6-3)
Contact current (mA)	≤ 3.5 (IEC 60990)
Motor protection	Thermal overload protection (TOP)

BRIZA 22 FAN PERFORMANCE CURVE - L 055 / 090

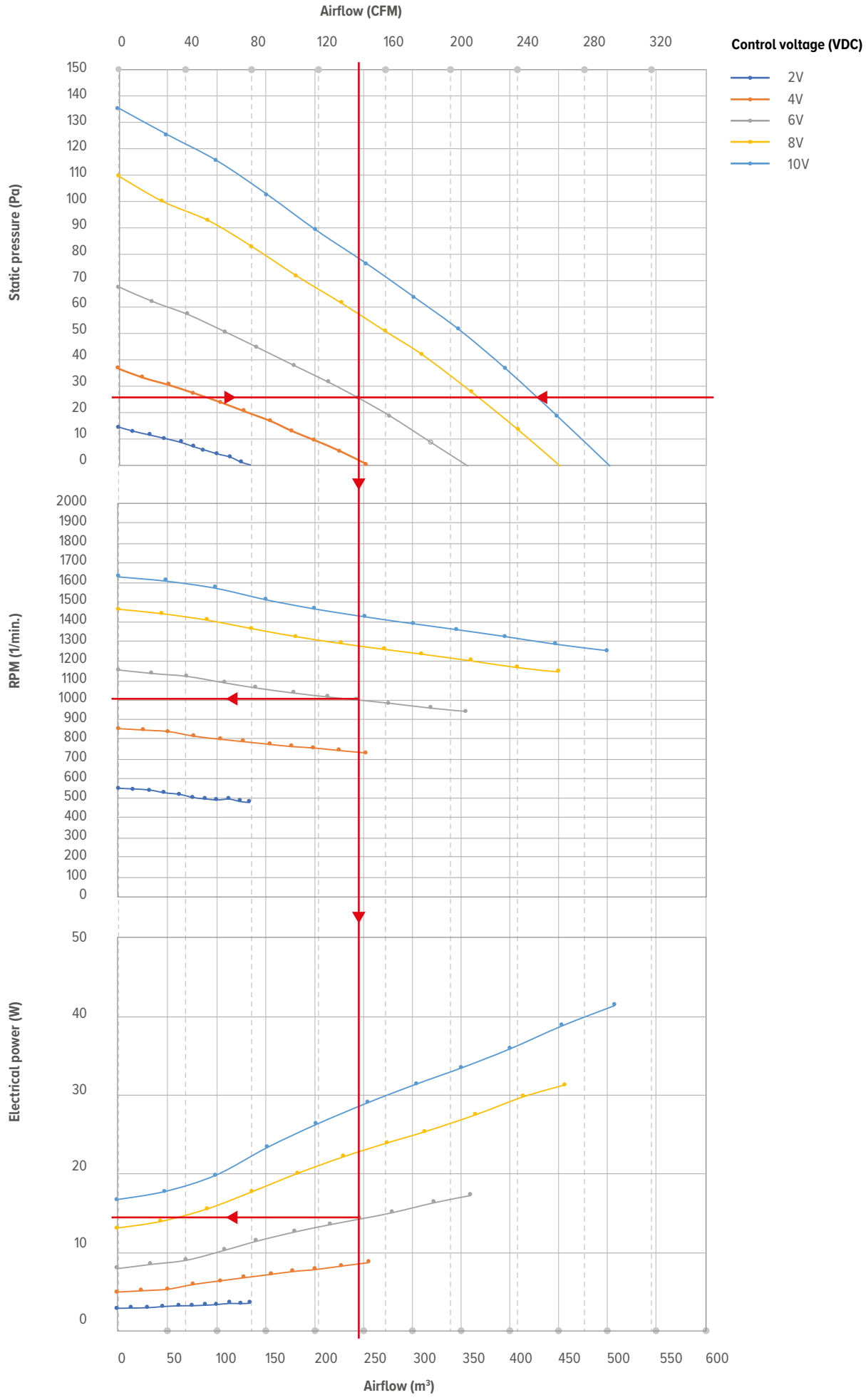

BRIZA 22 FAN PERFORMANCE CURVE - L 075 / 110

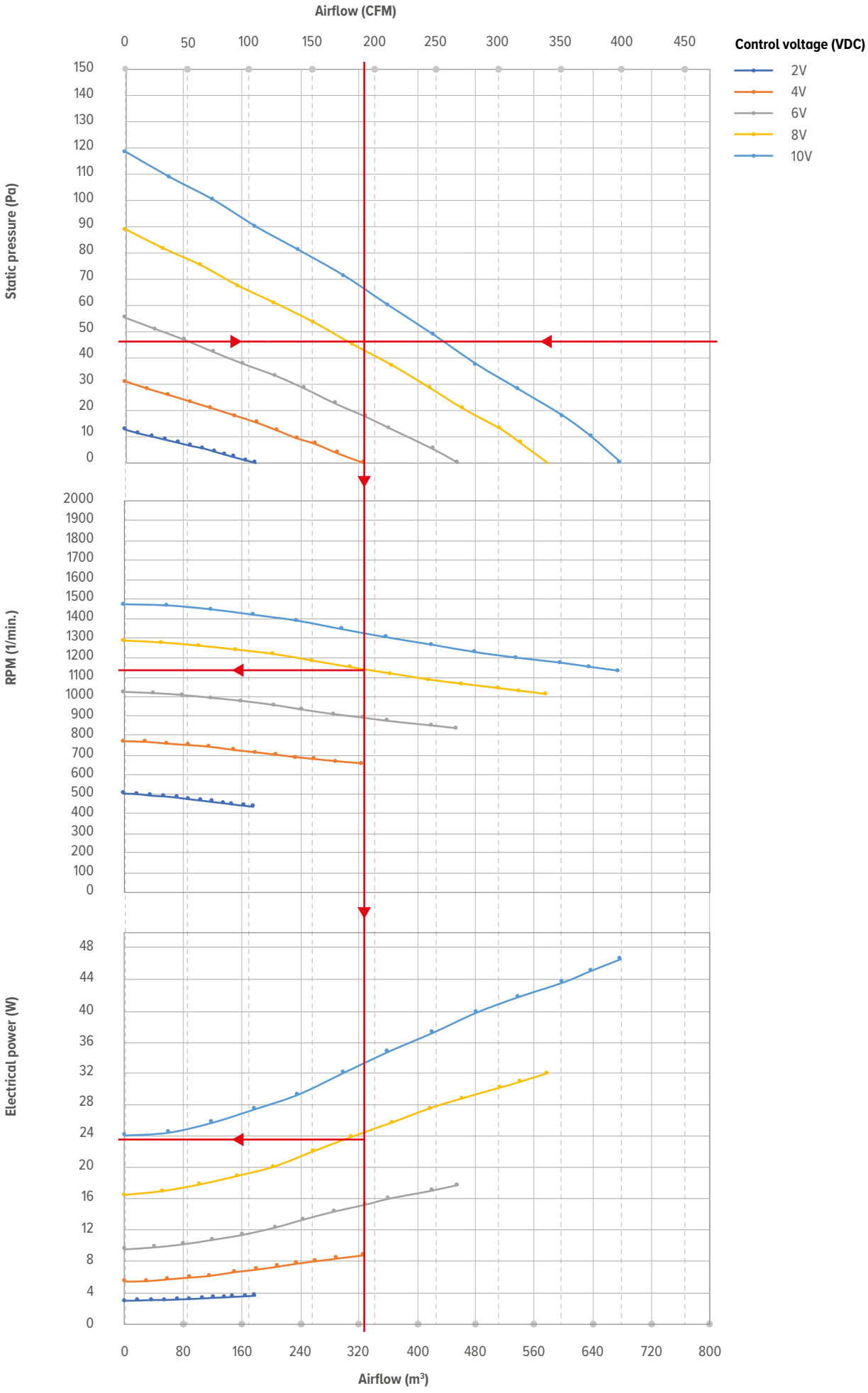

BRIZA 22 FAN PERFORMANCE CURVE - L 095 / 130

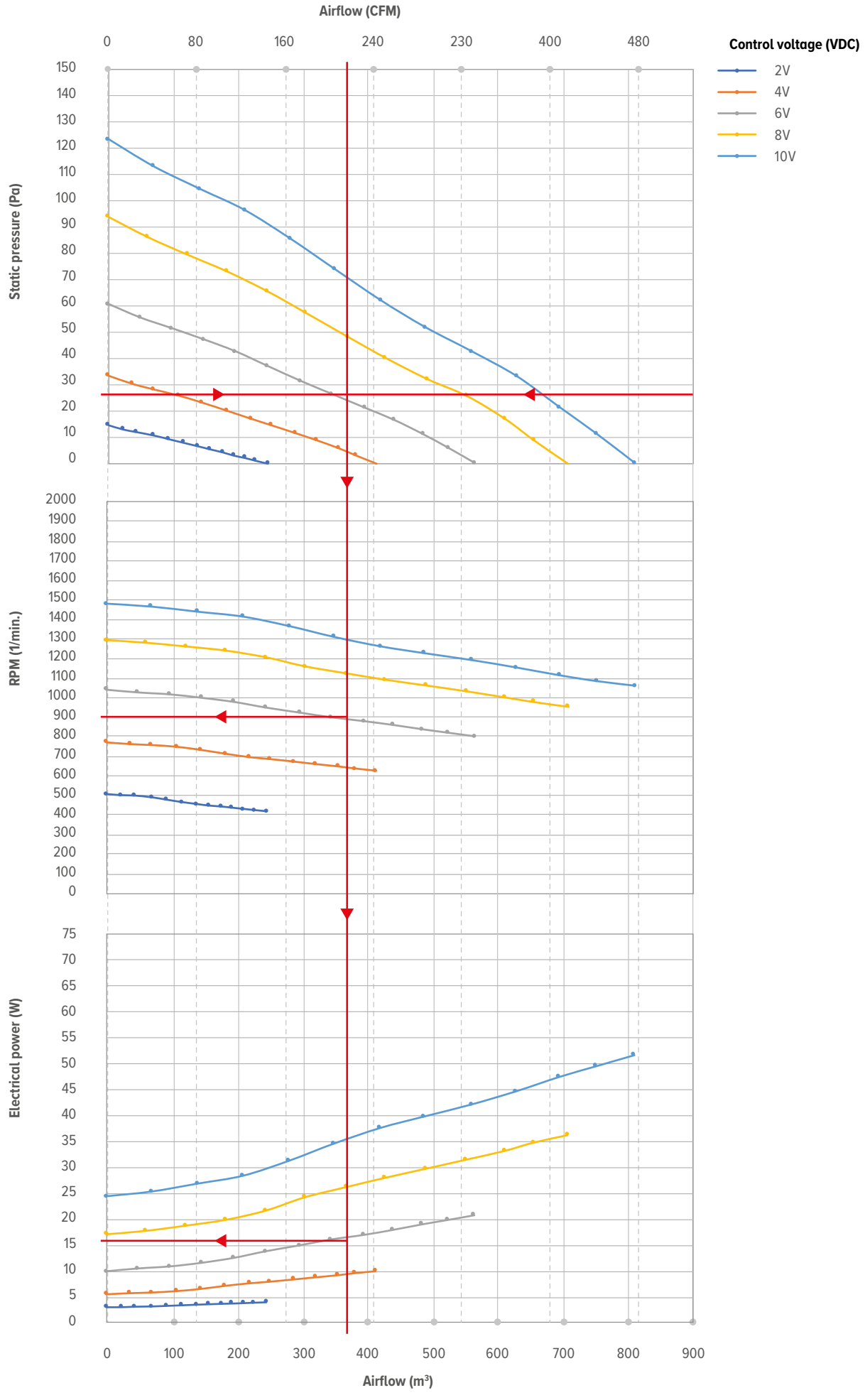

BRIZA 22 FAN PERFORMANCE CURVE - L 125 / 160

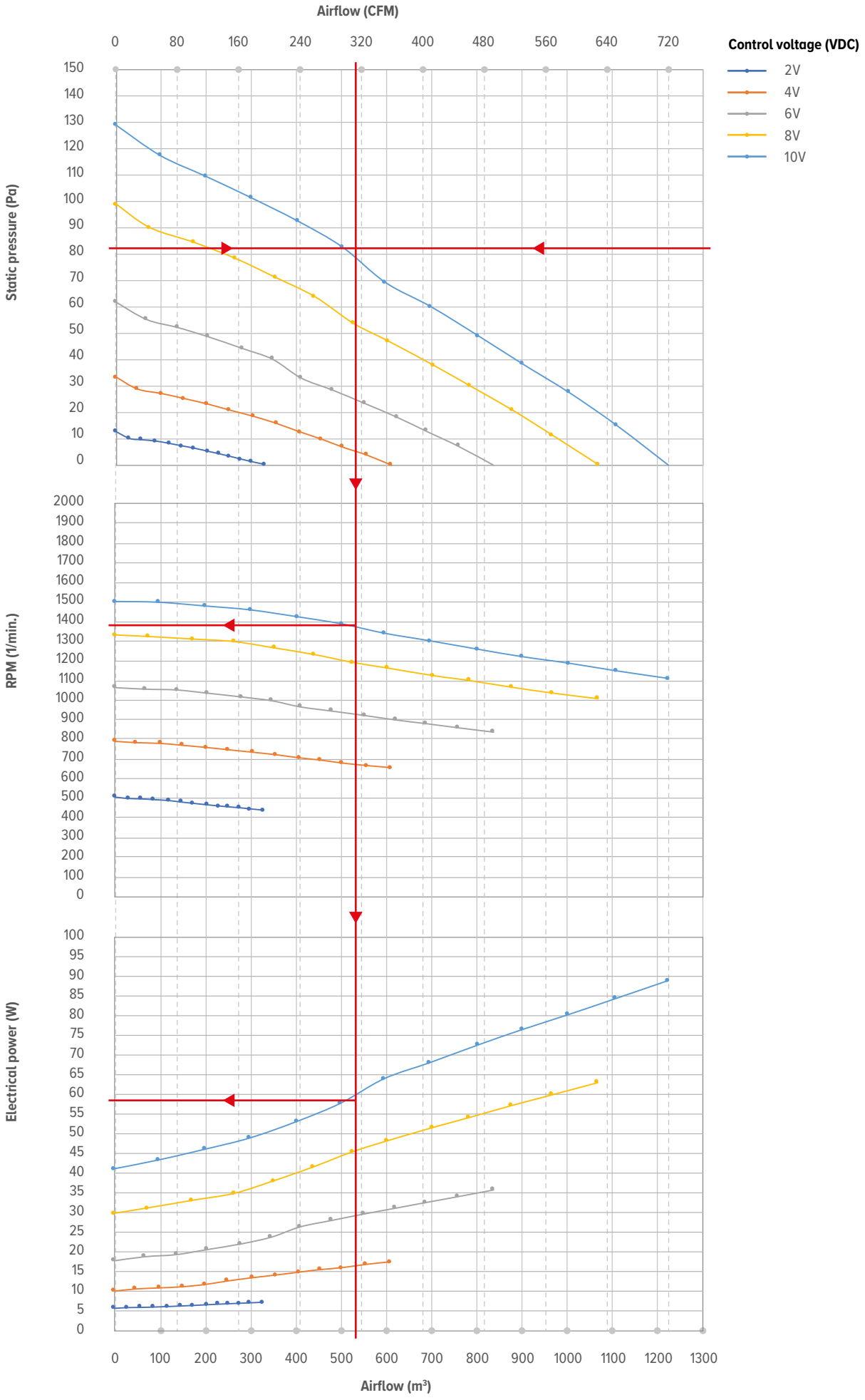

BRIZA 22 FAN PERFORMANCE CURVE - L 155 / 190

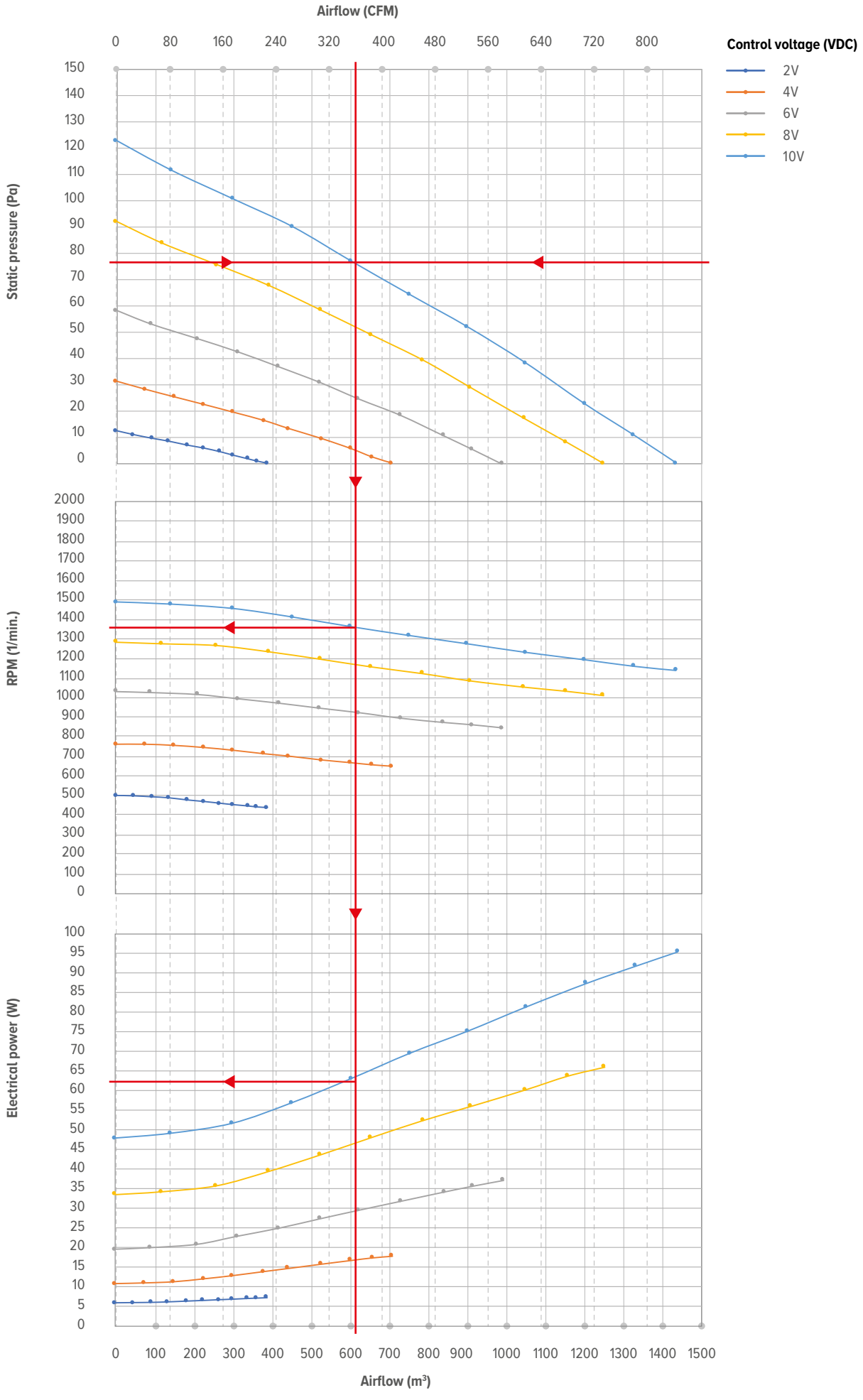

BRIZA 22 FAN PERFORMANCE CURVE - L 190 / 225

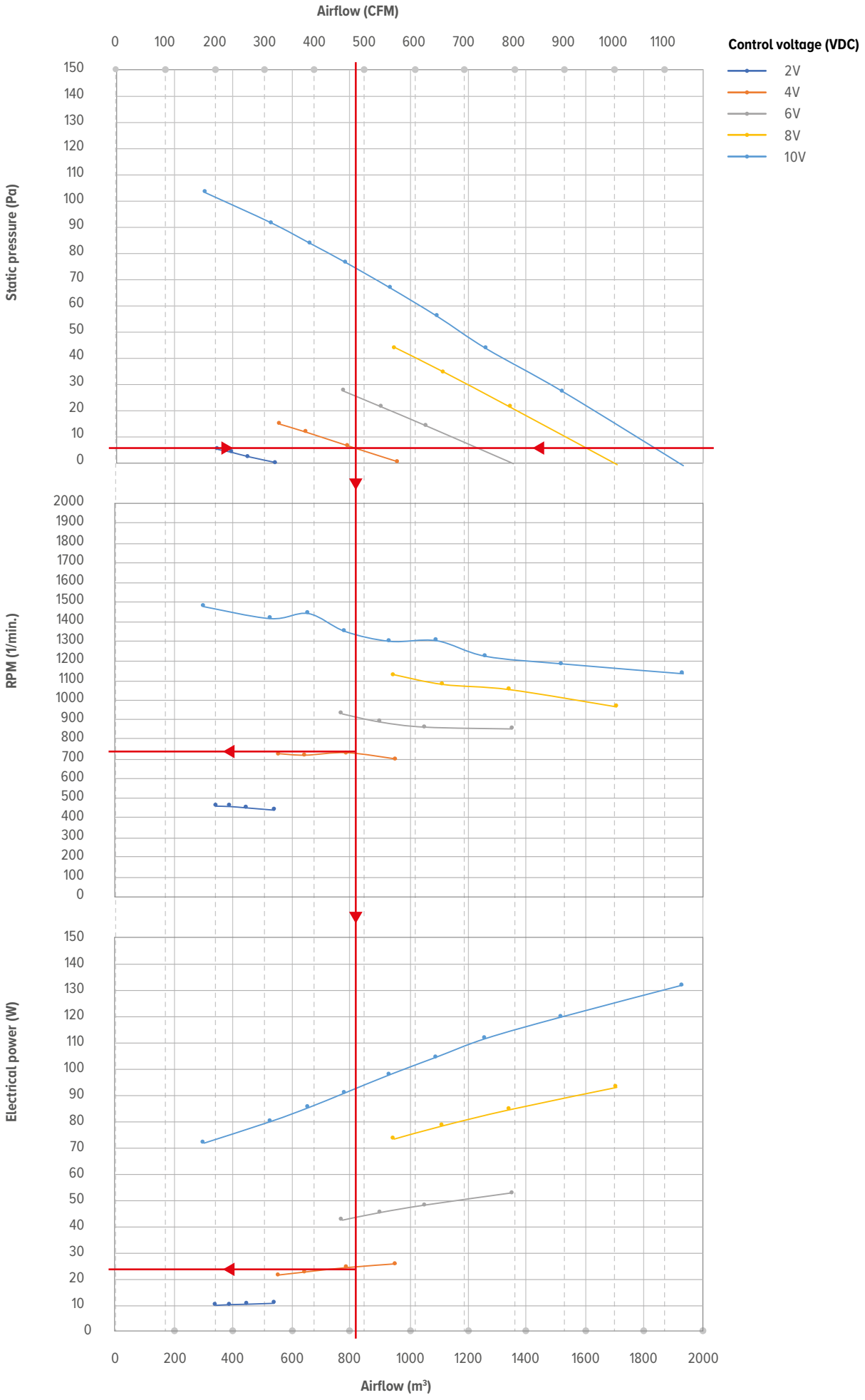

BRIZA 22 ELECTRIC HEATING ELEMENT

DESCRIPTION

Stainless steel electric heating element with relay-controlled switching and overheating protection.
- flush-mounting only

The electric heating element can serve as backup heating to maintain the desired room temperature when, for example:
- the water temperature is too low (e.g., when using a heat pump in cold weather)
- or hot water is temporarily not available

DIMENSIONS *(in mm)*

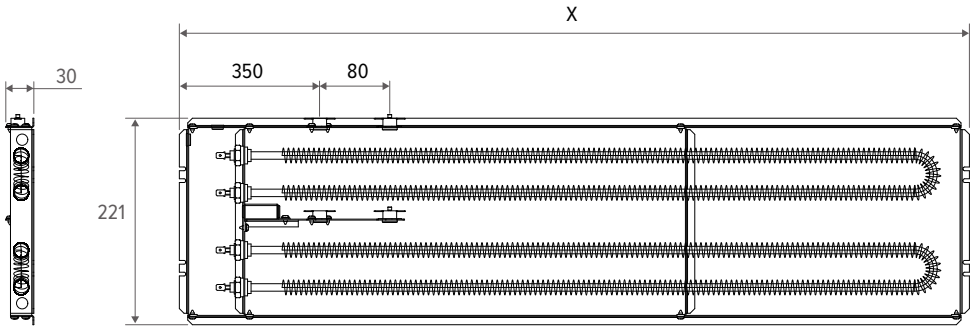

LENGTH	X	OUTPUT		
mm	*mm*	*750 / 1000 /1250 W*	*2000 W**	*2500 W**
750	646	x	/	/
950	846	x	x	/
1250	1146	x	x	/
1550	1446	x	x	x
1900	1796	x	x	x

*only for Briza HP

SPECIFICATIONS

- Briza 22

LENGTH	*mm*	750	950	1250	1550	1900
Measured at minimum power:	*W*	1250	1250	1250	1250	1250
Minimum control voltage fan*	*V*	8	6	6	6	6
Power consumption	*A*	5.6	5.7	5.8	5.9	6.0
Cable cross-section	*mm²*	0.75	0.75	0.75	0.75	1.00

- Briza 22 HP

LENGTH	*mm*	750	950	1250		1550			1900		
Measured at minimum power:	*W*	1250	1250	1250	2000	1250	2000	2500	1250	2000	2500
Minimum control voltage fan*	*V*	6	6	6	6	6	6	6	6	6	6
Power consumption	*A*	6.2	6.2	6.2	9.4	7.0	10.2	12.4	6.9	10.2	12.4
Cable cross-section	*mm²*	1.00	1.00	1.00	1.00	1.00	1.50	1.50	1.00	1.50	1.50

BRIZA 22 BUILT-IN ACCESSORIES

AIR OUTLET CORNER PIECE 90°

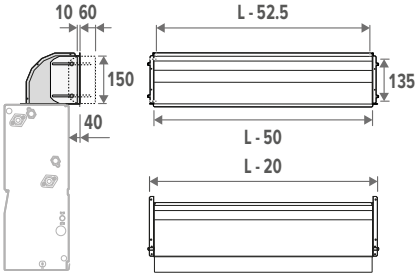

- made from galvanised steel plate
- with rubber strip for optimal connection
- with perforations for exhaust grille installation
- height control -1 to + 4 cm

CODE	L BRIZA 22
8788 0101	550
8788 0102	750
8788 0103	950
8788 0104	1250
8788 0105	1550
8788 0106	1900

AIR INLET CORNER PIECE 90°

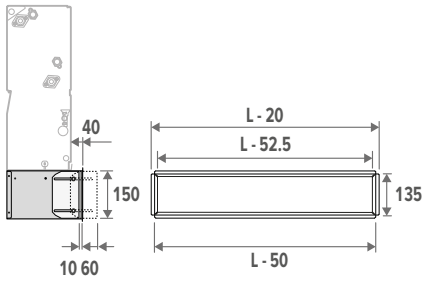

- made from galvanised steel plate
- with rubber strip for optimal connection
- with perforations for exhaust grille installation
- height control -1 to + 4 cm

CODE	L BRIZA 22
8787 0101	550
8787 0102	750
8787 0103	950
8787 0104	1250
8787 0105	1550
8787 0106	1900

BRIZA 22 BUILT-IN ACCESSORIES

ADJUSTABLE GRILLE



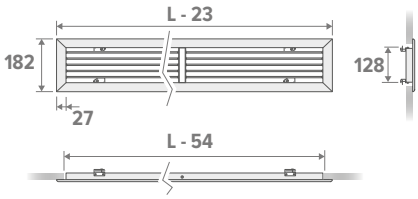

Air projection

Every slat can be adjusted separately.

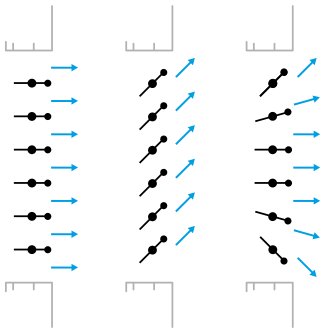

- anodised aluminium grille
- clamping springs for mounting to wall, ceiling or air diffuser

CODE	L BRIZA 22	Installation opening
8789 201	550	500 x 150
8789 202	750	700 x 150
8789 203	950	900 x 150
8789 204	1250	1200 x 150
8789 205	1550	1500 x 150
8789 206	1900	1850 x 150

LINEAR SLOT GRILLE

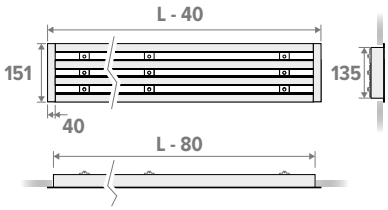

Air projection

The slats are adjustable in every row.

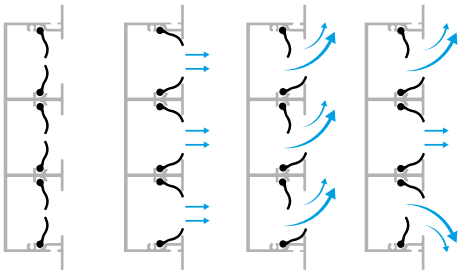

- anodised aluminium grille finished in colour RAL 9003
- metal bracket with regulating screws for mounting to wall, ceiling or air diffuser
- every air gap is individually adjustable and has 2 specially shaped air conduction blades (gap width 25 mm)
- an ideal exhaust pattern is achieved that can be configured 180°

CODE	L BRIZA 22	Installation opening
8789 225	550	475 x 135
8789 226	750	675 x 135
8789 227	950	875 x 135
8789 228	1250	1175 x 135
8789 229	1550	1475 x 135
8789 230	1900	1825 x 135

BAR GRILLE

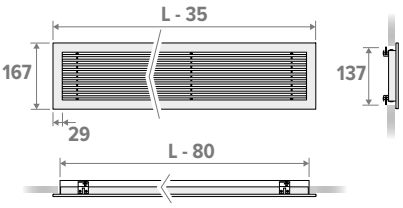

Air projection

Not adjustable.

- anodised aluminium grille finished in colour RAL 9003
- fixed bars
- clamping springs for mounting to wall, ceiling or air diffuser

CODE	L BRIZA 22	Installation opening
8789 215	550	485 x 137
8789 216	750	685 x 137
8789 217	950	885 x 137
8789 218	1250	1185 x 137
8789 219	1550	1485 x 137
8789 220	1900	1835 x 137

BRIZA 22 BUILT-IN ACCESSORIES

AIR MIXING BOX WITH 0...10V MODULATING MOTOR

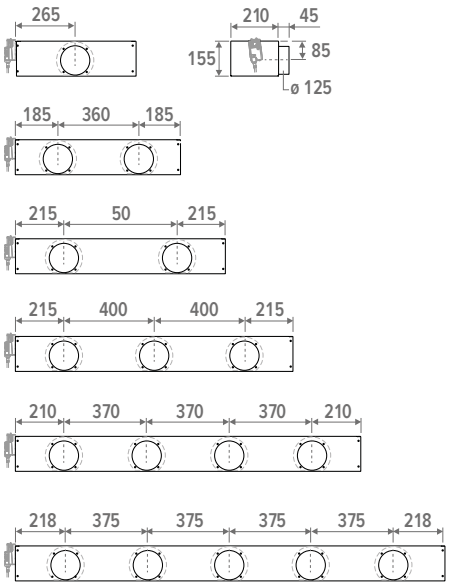

- 230 VAC motorised air in take unit, with modulating adjustable damper (damper position determined by modulating 0 ... 10V signal)
- dark grey painted steel plate - RAL 7024

CODE	L BRIZA 22	# connections
8763 0301	550	1
8763 0302	750	2
8763 0303	950	2
8763 0304	1250	3
8763 0305	1550	4
8763 0306	1900	5

EXTERNAL GRILLE

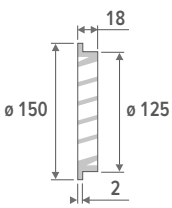

- natural coloured aluminum external grille ø 12.5 cm
- with fine structured metal anti-vermin grille
- protection against rain

CODE
8776 1750

OPERATION:

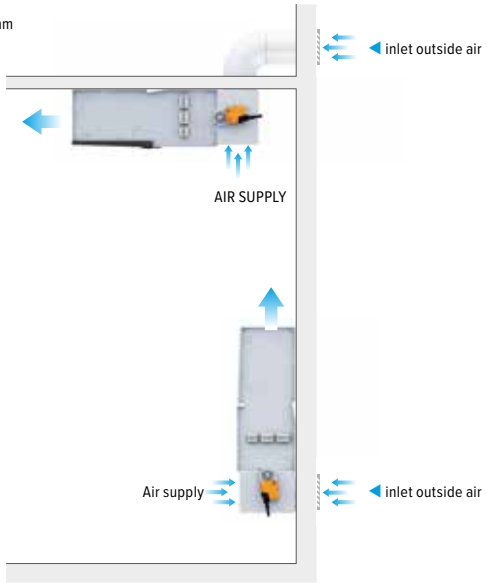

OPEN	MIXED AIR	CLOSED
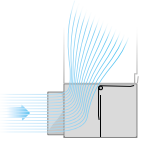	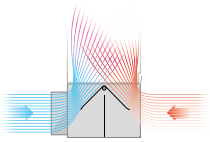	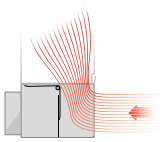

Technical data

- adjustable angle with mechanical stops
- high functional reliability; the drive is protected against overload, requires no electrical end switches and stops automatically when the mechanical stops are reached

Nominal voltage	AC 230
Nominal voltage Frequency	50/60 Hz
Nominal voltage range	AC 85...264 V
Power consumption during operation	2 W
Power consumption in standby mode	1 W
Power consumption for cable sizing	4 VA
Connection power supply	Cable 1 m, 2 x 0.75 mm²
Control system connection	Cable 1 m, 4 x 0.75 mm²
Maintenance	Maintenance-free
Control modulation	2...10 V
Position feedback	
Protection class IEC/EN	II reinforced insulation
Protection class UL	

CONNECTION DIAGRAM

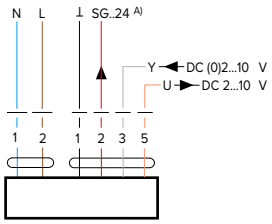

Wiring colours:

- 1 = Blue
- 2 = Brown
-
- 1 = Black
- 2 = Red
- 3 = White
- 5 = Orange



BRIZA 22 BUILT-IN ACCESSORIES

AIR INLET PLENUM 180°



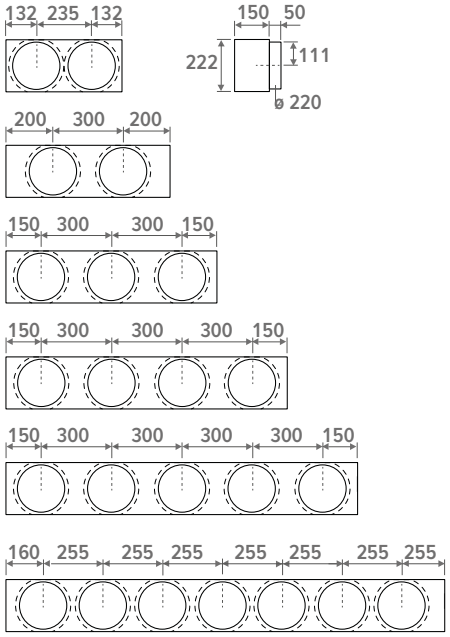

- connection Ø 20cm
- to fit on the air inlet side
- made from galvanised steel plate

CODE	L BRIZA 22	# connections
8764 0501	550	2
8764 0502	750	2
8764 0503	950	3
8764 0504	1250	4
8764 0505	1550	5
8764 0506	1900	7

AIR EXHAUST PLENUM 180°



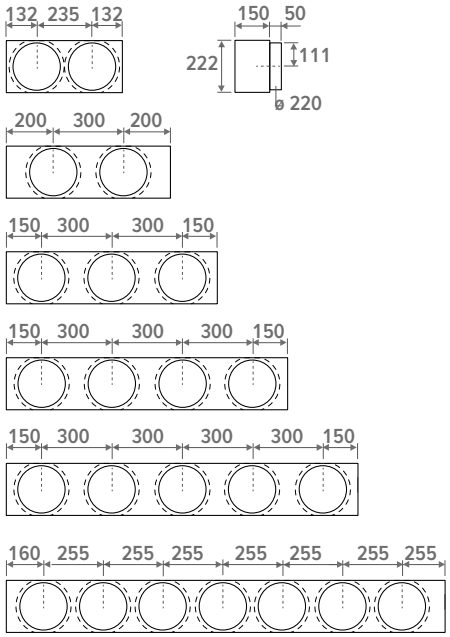

- connection Ø 20cm
- to fit on the air inlet side
- made from galvanised steel plate

CODE	L BRIZA 22	# connections
8764 0601	550	2
8764 0602	750	2
8764 0603	950	3
8764 0604	1250	4
8764 0605	1550	5
8764 0606	1900	7

BRIZA 22 PRODUCT DESCRIPTION

Fan convector for heating and cooling, suitable for both surface-mounted and recessed wall or ceiling installation. 2-pipe and 4-pipe connection.
A Plug & Play version is also available for simplified installation.
Heating: suitable for all water-based heating systems, such as boiler and heat pump installations
Cooling: suitable for chilled water systems, such as heat pumps and cold water systems
Ventilation: for connection to the mechanical ventilation

Wall-mounted model (Coreline casing) / Installation in a wall recess
- **BT version (standard version)**
  - air supply from the base
  - air supply from the top
- **FT version**
  - air supply from the front
  - air supply from the top
- **BF version**
  - air supply from the base
  - air outlet at the front
- **FF version**
  - air supply from the front
  - air outlet at the front

Ceiling mounted model (Coreline casing) / Built-in ceiling
- **BT version (standard version)**
  - air supply from the base
  - air supply from the top
- **FT version**
  - air supply from the front
  - air supply from the top

COMPONENTS
Casing
- **Wall-mounted model/ Ceiling mounted model/ Freestanding**
- **Coreline casing**
  - pre-assembled front and side panels made of electro-galvanized & straightened steel sheet with a thickness of 1.25 mm
  - grille made of 0.80 mm thick Sendzimir galvanized steel sheet, profiled, curved backwards with sloping upper part
- **Baseline casing**
  - Casing, made of 1.25 mm electrolytically galvanised steel sheet (Zincor), with air inlet and outlet openings featuring a honeycomb grille mounted on an aluminium support plate.
- **Standard colours**
  - traffic white RAL 9016 (133): soft touch, fine texture matte paint, gloss level < 10%
  - sandblast grey (001): fine texture metallic paint
  - Off-black (145): soft touch: finely textured matte paint, gloss level < 10%
  - other colours on request

Back panel
The back panel consists of a reinforced galvanized steel sheet with self-extinguishing anti-condensation insulation on the front, side and back panels of the unit.
- **Installation in a wall recess / Wall-mounted model**
  - condensate trap on the left side of the unit.
- **Built-in ceiling / Ceiling mounted model**
  - front panel serves as condensate tray with anti-condensation insulation and Ø 20 mm condensate drain
- **Standard colours**
  - jet black (104) soft touch lightly structured satin powder coating

Standard heat exchanger (2-pipe and 4-pipe)
The heat exchanger is assembled from seamless round circulation tubes made of pure red copper, fins of pure aluminium with a hydrophilic coating, and two brass collectors for left or right same end 3/4" connection. With 2 air vents.

Second heat exchanger, G1/2" F (4-pipe only)
The heat exchanger is assembled from seamless round circulation tubes made of pure red copper, fins of pure aluminium with a hydrophilic coating, and two brass collectors for left or right same end 1/2" connection. With 2 air vents.

Fan
Centrifugal fans with GreenTech EC technology: energy efficient, easy operation and low noise level.

Controller
The fan convector can optionally be equipped with an integrated water temperature sensor on the heat exchanger, with or without a room temperature sensor. The controller is pre-set, factory-fitted on the unit, and acts as enablement protection for the fan.
- **Properties**
  - with water temperature sensor(s)
  - optionally with room temperature sensor (per controller type)
  - heating / cooling
- **Fan enablement protection**
  - heating: fan starts at water temperature > 28°C (setpoint adjustable)
  - cooling: fan starts at water temperature < 18°C (setpoint adjustable)

Operating principle of the fan convector
- **Fan speed is controlled by a 0-10 V signal**

Fan convectors are controlled via:
  - a room thermostat (0-10 V) or
  - a building management system (BMS / domotics) (0 - 10 V)

where the fan speed is determined by the 0-10 V control signal, with or without a controller. Depending on the fan convector type, select from the operating principles below.
- **Wall / Ceiling / Freestanding**
  - **Principle 1: room thermostat or BMS control (0 - 10V) - wwithout controller**
    - Individual unit control
    - 0-10 V input for building management system/thermostats
  - **Principle 2: room thermostat or BMS control (0-10 V) - with controller**
    - Individual unit control
    - 0-10 V input for building management system/thermostats
    - fan enablement protection
- **Controller regulates the fan speed**

Fan convectors are controlled via:
  - a room thermostat or
  - a building management system (BMS / domotics)

In combination with the controller, the fan speed is manually set. Depending on the fan convector type, select from the operating principles below.
- **Wall / Ceiling / Freestanding**
  - **Principle 1: BMS 0-10 V control**
    - upon heating or cooling demand, the room thermostat or building management system activates only the thermo-electric valve
    - when the fan recognises cold (<18 °C) or hot (>28 °C) water, it will rotate proportionally of the 0-10 V signal
    - the controller manages fan enablement protection
    - the fan operates at the controller's preset speed
  - **Principle 2: With external thermostat**
    - room thermostat sets the desired room temperature
    - using the internal water sensor, the fan is activated in cooling mode when the water temperature drops below 18°C, and in heating mode when it rises above 28°C
    - the controller manages fan enablement protection
    - the fan operates at the controller's preset speed

BRIZA 22 PRODUCT DESCRIPTION

- **Wall and ceiling integration / Ceiling mounted model**
  - **Principle 3: On/off control**
    - upon heating or cooling demand, the room thermostat or building management system activates only the thermo-electric valve
    - the controller manages fan enablement protection
    - the fan operates at the controller's preset speed
- **Wall-mounted model / Freestanding**
  - **Principle 4: Auto-Change-Over (ACO)**
    - upon heating or cooling demand, the room thermostat or building management system activates only the thermo-electric valve
    - the controller manages fan enablement protection
    - fan speed can be selected via the control panel on the controller
    - the fan convector switches automatically between heating, cooling, and standby mode
  - **Principle 5: TPT**
    - fan speed is automatically controlled in function of the preset comfort temperature via the fingertip controls
    - using the internal water sensor, the fan is activated in cooling mode when the water temperature drops below 18°C, and in heating mode when it rises above 28°C
- **Wall-mounted model**
  - **Principle 6: Built-in thermostat**
    - temperature control via built-in WiFi thermostat (thermoelectric valve in the radiator connected to unit electronics)
    - the controller manages fan enablement protection
    - the fan operates at the controller's preset speed

OPTIONS

Room thermostats
- **Room thermostat JRT-200 W**
  - room thermostat with touch screen
  - mode: heating / cooling / auto (only 4-pipe)
  - 0-10 V output
- **Room thermostat 100 TW / 100 TB**
  - room thermostat with touch screen
  - mode: heating / cooling / auto (only 4-pipe)
  - 0-10 V output
  - version: white or black
- **Room thermostat RDG 260T / RDG 264KN (DC 24 V)**
  - mode: heating / cooling / auto
  - 0-10 V output

OPERATING LIMITS

- water supply temperature: min. 3 °C to max. 90 °C
- pressure test element: 26 bar
- working pressure: max 12 bar
- supply voltage: 230 VAC ± 10%

If the unit is supplied with chilled water below the dew point, condensate forming on the heat exchanger is drained via the condensate drain connection. However, at very low water temperatures and high air humidity levels, condensation may also occur on components other than the heat exchanger. This condensate is not collected by the condensate drain and may drip from underneath the unit. To prevent this, observe the minimum permissible water temperature based on relative humidity and the ambient air temperature.

HOW TO INSTALL

The building services engineer chooses the heating elements considering the following conditions:
- a heat loss calculation and cooling load calculation performed to standard EN12831
  - Additional national guidelines may apply, such as ISSO 51/53 in the Netherlands.
- Output measured in accordance with EN 1397
- free space:
  - the minimum space requirement under the heating elements is 20 cm
  - the minimum distance for connections to the side of the unit is 15 cm

TERMS OF USE

Briza fan convectors are designed for indoor use, to deliver the required heating and cooling capacity during winter and summer. They are intended for indoor spaces with domestic or similar use. Any other application is strictly prohibited.
- Installation and/or use of the climate control unit is prohibited in explosive environments.
- The unit is not intended for installation or use in humid environments, such as swimming pools (IEC EN 60335-2-40).
- It is forbidden to put objects through the inlet and outlet grilles. Always use the main switch to isolate the unit from the mains before performing any maintenance work on the unit, even if it is just inspections purposes.

Installation that does not comply with the specified operational limits relieves Jaga NV from discharge liabilities with regard to damage to objects and persons.

Briza 22
Manufacturer: Jaga N.V.
Versions:
- Bottom and Ceiling model
- Wall and ceiling integration
- Freestanding

Built-in: Length (in cm): 055 / 075 / 095 / 125 / 155 / 190
Composition: Length (in cm): 090 / 110 / 130 / 160 / 190 / 225



jaga

CLIMATE
DESIGNERS

BRIZA 26 TECHNICAL INFORMATION

BRIZA 26 PARTS

FAN

BUILT-IN	125	155	190
8600 020201	1	-	1
8600 020202	1	2	2

STANDARD HEAT EXCHANGER

Heat exchanger with hydrophilic coating for optimum cooling performance

2-pipe: heating or cooling

CODE	FOR BRIZA 26 LENGTH BUILT-IN
8776 0804	125
8776 0805	155
8776 0806	190

SMALL HEAT EXCHANGER

Heat exchanger with hydrophilic coating for optimum cooling performance

4-pipe: heating

CODE	FOR BRIZA 26 LENGTH BUILT-IN
8721 5404	125
8721 5405	155
8721 5406	190

CONNECTOR BLOCK FOR ELECTRICAL CONNECTION

ELECTRIC HEATING ELEMENT

The electric heating element can serve as backup heating to maintain the desired room temperature when, for example:

- the water temperature is too low (e.g., when using a heat pump in cold weather)
- or hot water is temporarily not available

CODE	OUTPUT	L Briza 26
8721 6284	750 W	125
8721 6285	750 W	155
8721 6286	750 W	190

CODE	OUTPUT	L Briza 26
8721 6294	1000 W	125
8721 6295	1000 W	155
8721 6296	1000 W	190

CODE	OUTPUT	L Briza 26
8721 6244	1250 W	125
8721 6245	1250 W	155
8721 6246	1250 W	190

BRIZA 26 PARTS

CONDENSATE TRAY FOR WALL MODEL

Metal condensate tray with epoxy-polyester coating (RAL 7024)

CODE
38776 171201

CONDENSATE TRAY FOR CEILING MOUNTED MODEL

Metal condensate tray with epoxy-polyester coating (RAL 7024)

CODE	FOR BRIZA LENGTH	
8776 061304	125	left
8776 061305	155	left
8776 061312	190	left
8776 061309	125	right
8776 061310	155	right
8776 061311	190	right

CONDENSATE PUMP

CODE
8773 0101

CONDENSATE LEVEL SENSOR

sensor for monitoring the condensate level in the condensate collector

CODE
5127 000 100 03

MOUNTING BRACKET FOR LEVEL SENSOR



bracket for mounting the level sensor in the condensate tray

CODE
8776 0701

BRIZA 26 STANDARD HEAT EXCHANGER

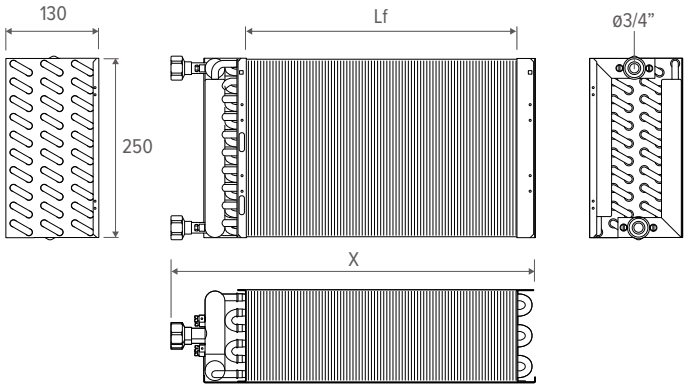

DESCRIPTION

The standard Briza heat exchanger delivers peak performance for heating and cooling, meeting needs for 2-pipe systems; 4-pipe applications require an additional heat exchanger.
This compact yet powerful unit consists of:

- rows of seamless circulation pipes made of pure red copper
- connected with aluminium fins with hydrophilic coating
- with an integrated hydraulic distributor (collector) made of brass with venting

LENGTH	X	Lf*	WATER CONTENT
mm	*mm*	*mm*	*l*
1250	119.8	111.2	4.71
1550	149.8	141.2	6.07
1900	184.8	176.2	7.50

* Lf = fin length

OVERVIEW

WALL	CEILING
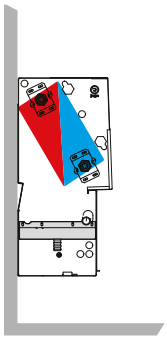	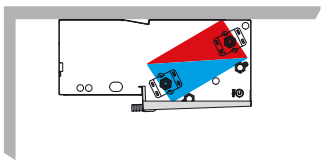

SPECIFICATIONS HEAT EXCHANGER

Pressure test (bars)	26
Working pressure (bars)	20
Circulation pipes (number of)	60
Connection	G3/4" left connection (also available with right connection)

SPECIFICATIONS FINS

Surface (cm^2)	324.75
Intermediate distance (mm)	2.1

BRIZA 26 STANDARD HEAT EXCHANGER - PRESSURE DROP

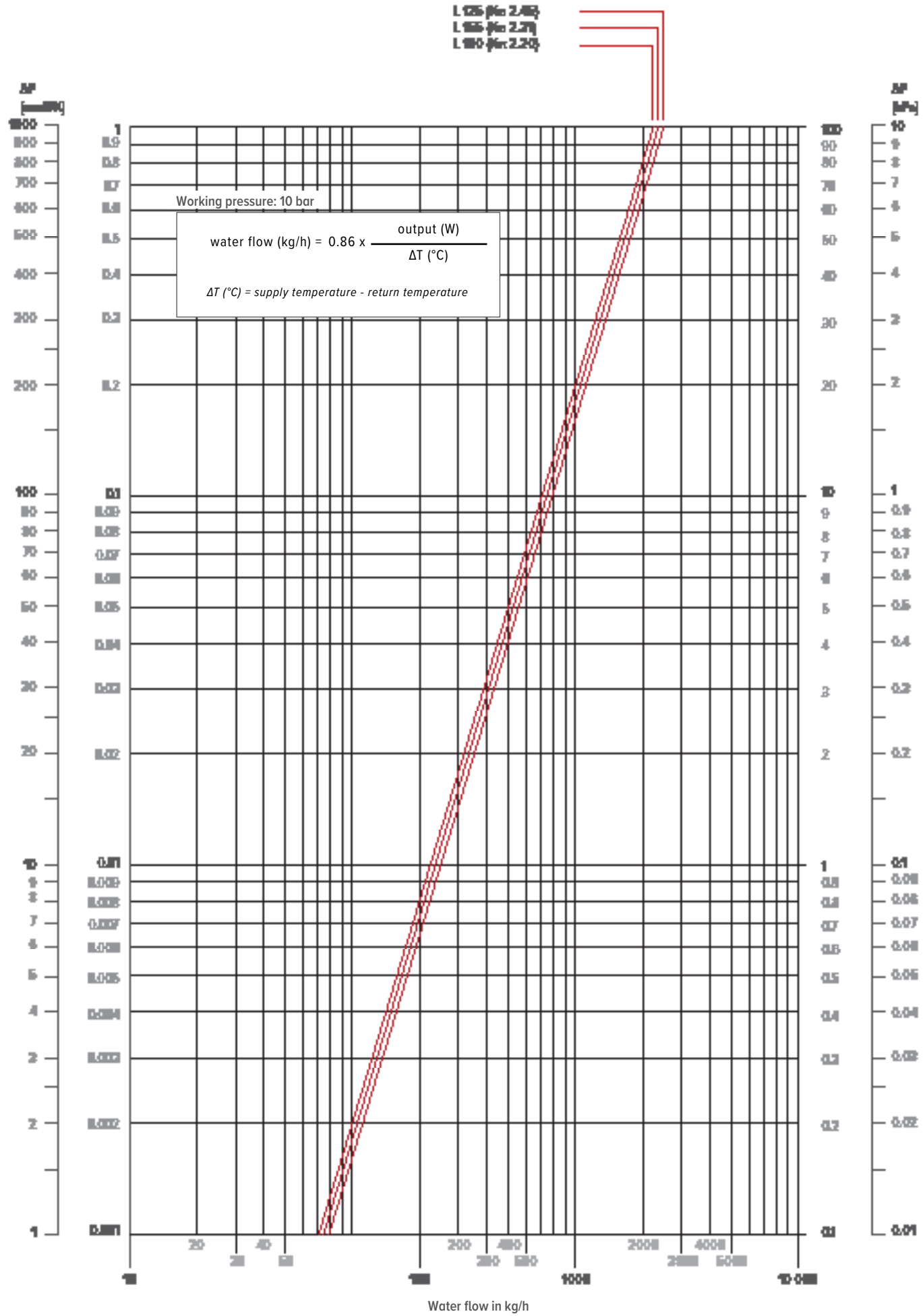

BRIZA 26 SECOND HEAT EXCHANGER, G1/2” F

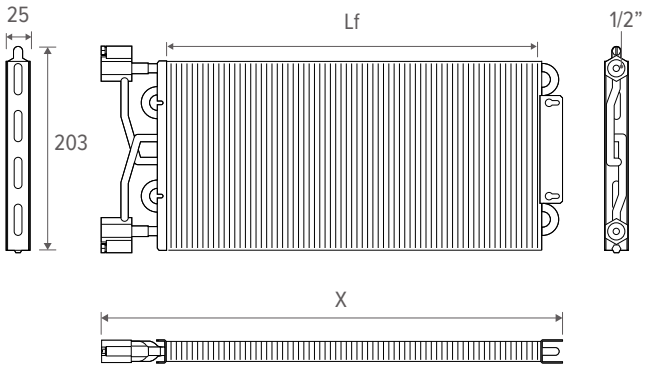

DESCRIPTION

For use in a 4-pipe system, a second heat exchanger is added. A 4-pipe system features separate circuits for hot and cold water, enabling simultaneous heating and cooling. This compact yet powerful unit consists of:

- rows of seamless circulation pipes made of pure red copper
- connected with aluminium fins with hydrophilic coating
- with an integrated hydraulic distributor (collector) made of brass with venting

LENGTH	X	Lf *	WATER CONTENT
mm	*mm*	*mm*	*l*
1250	1205.5	1112	0.69
1550	1505.5	1412	0.85
1900	1855.5	1762	1.01

* Lf = fin length

OVERVIEW

WALL	CEILING
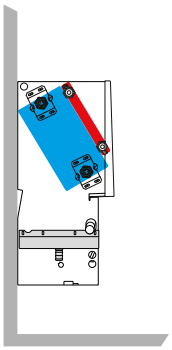	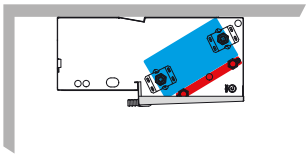

SPECIFICATIONS HEAT EXCHANGER

Pressure test (bars)	26
Working pressure (bars)	20
Circulation pipes (number of)	8
Connection	G1/2” left (also available with right-hand side connection)

SPECIFICATIONS FINS

Surface (cm^2)	439.5
Intermediate distance (mm)	2.1

BRIZA 26 SECOND HEAT EXCHANGER, G1/2” F - PRESSURE DROP

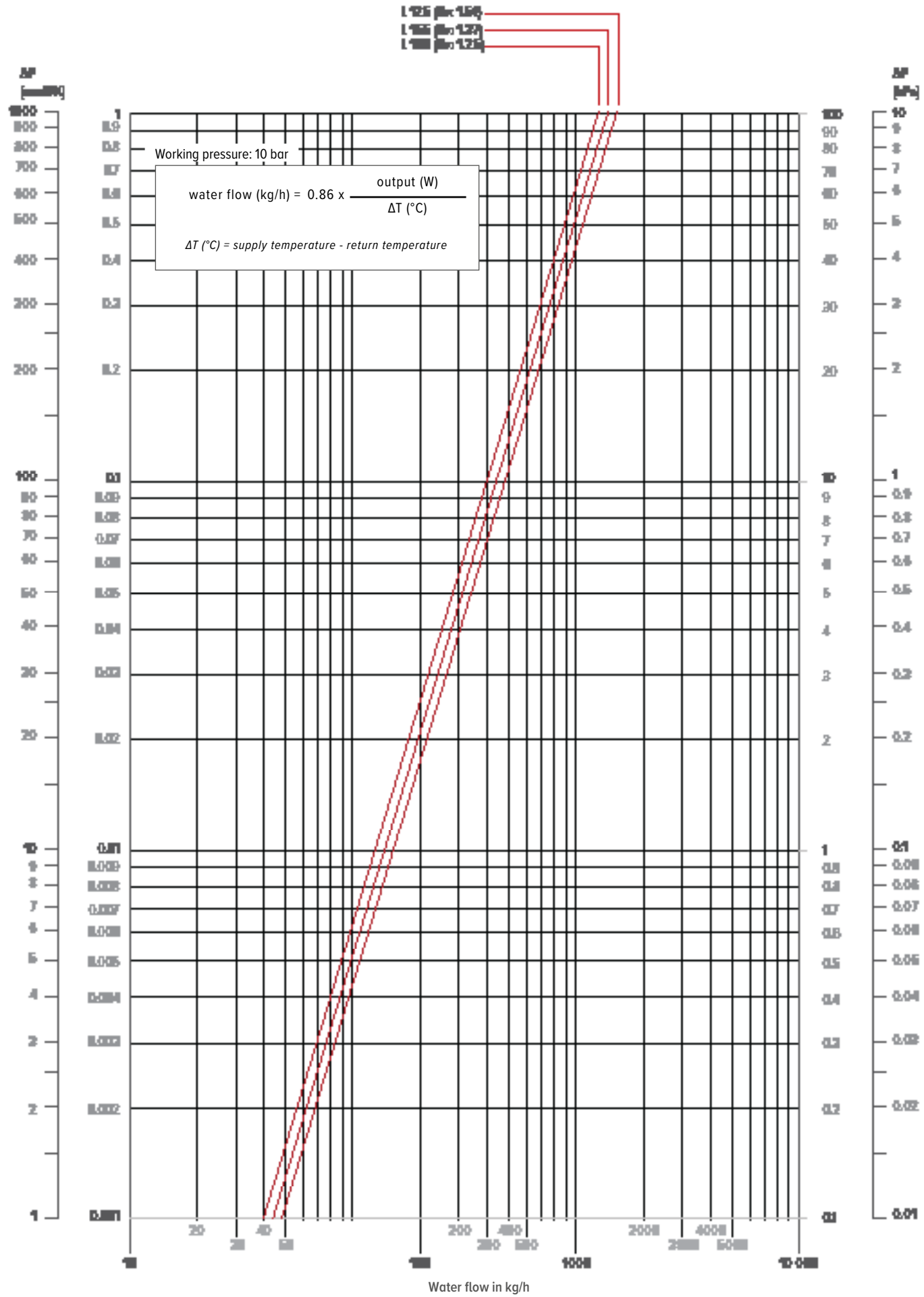

BRIZA 26 CENTRIFUGAL FAN

DESCRIPTION

Centrifugal fans with GreenTech EC technology: energy efficient, easy operation and low noise level.

Rotor surface area:	Galvanised
Material of electronics housing:	PP plastic, black
Fan/impeller material:	PA plastic
Housing material:	PP plastic, black
Motor suspension:	Motor mounted vibration-damped on both sides
Direction of rotation:	Clockwise, based on the rotor
Type of protection:	Motor IP44, electronics IP20; depending on installation and position
Isolation class:	F
Maximum allowable ambient motor temperature (transport/storage):	+80 °C
Minimum allowable ambient motor temperature (transport/storage):	-40 °C
Mounting position:	Random
Condensate drain holes:	None, open rotor
Operating mode:	S1
Motor bearing:	Ball bearing

OVERVIEW

LENGTH	OUTPUT*	POWER CONSUMPTION	FAN	MOTOR
mm	*W*	*A*	*number of*	*number of*
1250	173	0.80	3	2
1550	351	1.62	4	2
1900	346	1.60	5	3

* maximum electrical power consumption, measured at 10 V

SPECIFICATIONS

Phase (~)	1
Rated voltage (VAC)	230
Frequency (Hz)	50 / 60
Speed (min - 1)	1120
Ambient temperature (min.°C / max.°C)	-25 / 40
Minimum back pressure (Pa)	0
Exit / control input	10 VDC, 0–10 VDC / PWM
Protection	Class I
Approvals	EN 60335-1, CCC
Tachometer output	✓
Current limiter motor	✓
Gradual start-up (Soft start)	✓
Control interface with SELV potential	✓
Motor with overheating protection	✓
EMC data	Interference immunity (EN 61000-6-2), Harmonic (EN 61000-3-2/3), Emission (EN 61000-6-3)
Contact current (mA)	≤ 3.5 (IEC 60990)
Motor protection	Thermal overload protection (TOP)

BRIZA 26 FAN PERFORMANCE CURVE - L 125

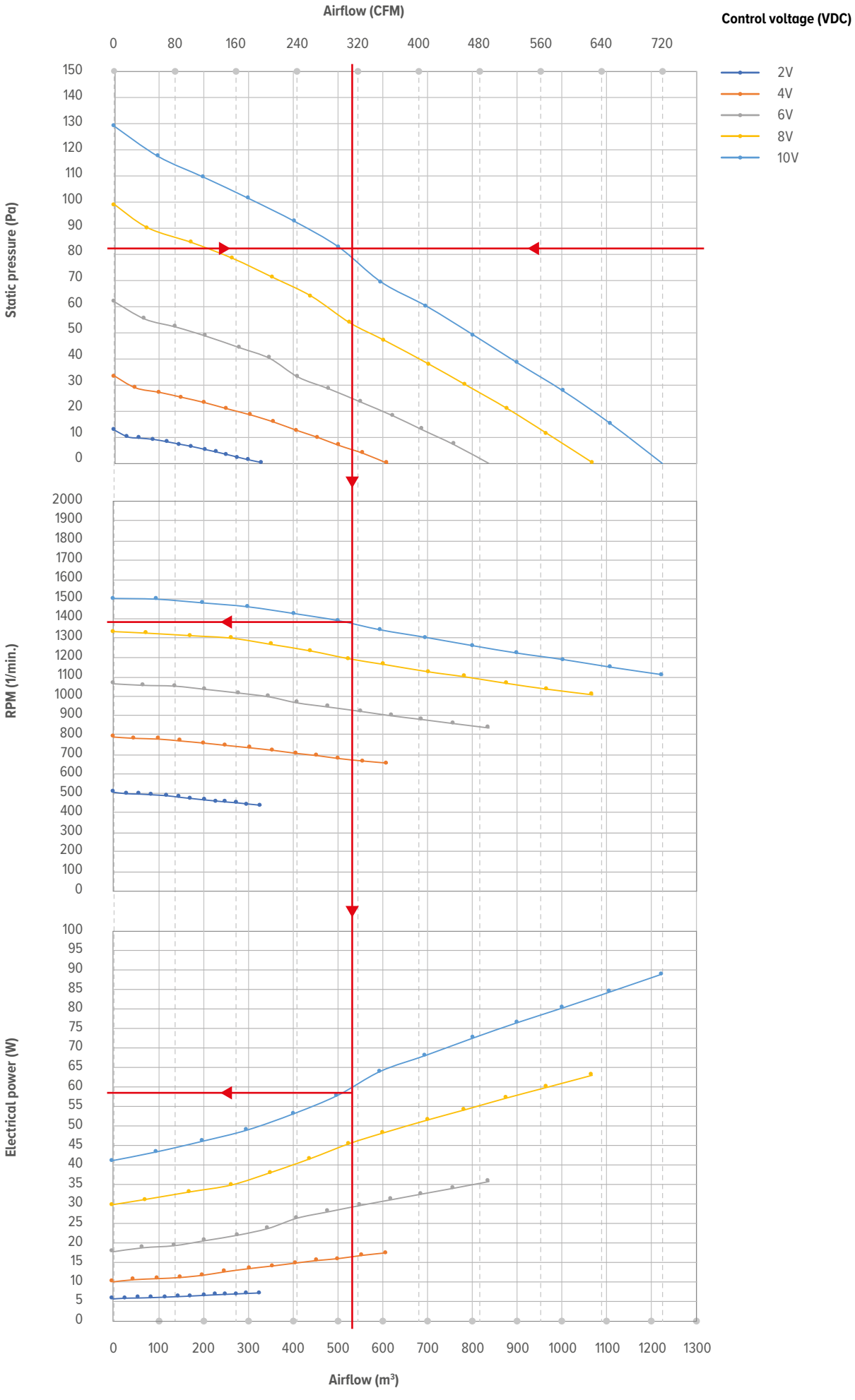

BRIZA 26 FAN PERFORMANCE CURVE - L 155

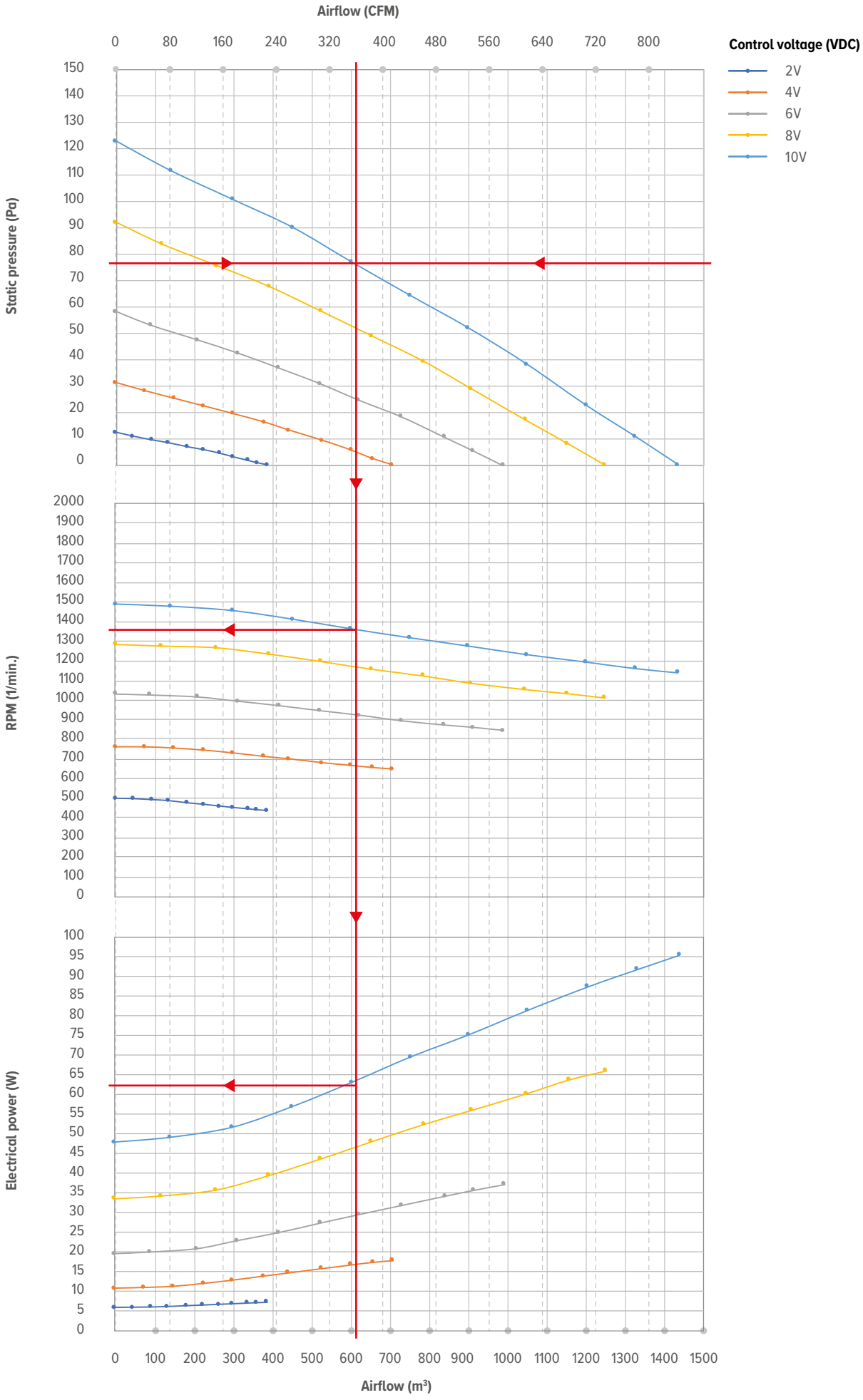

BRIZA 26 FAN PERFORMANCE CURVE - L 190

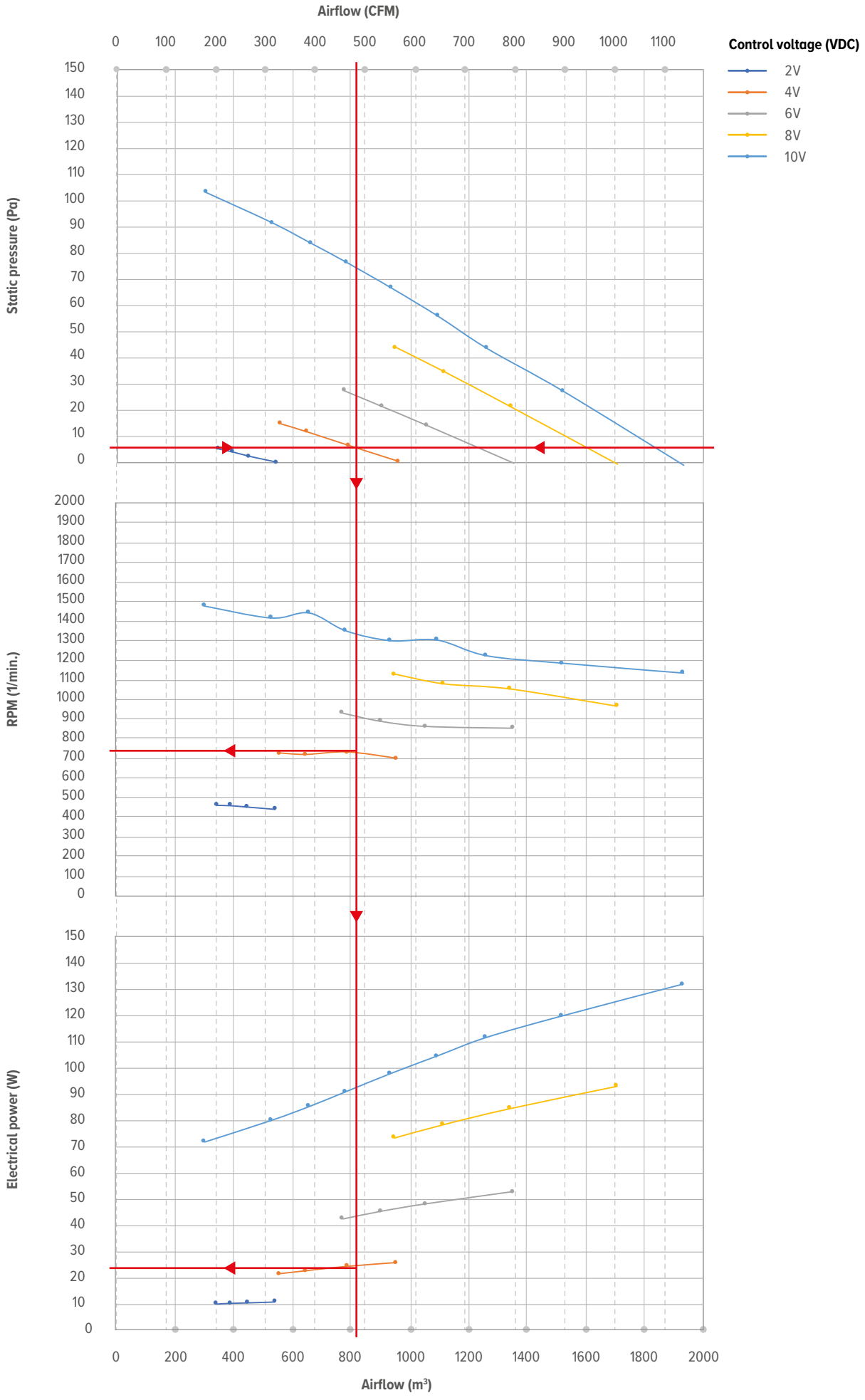

BRIZA 26 ELECTRIC HEATING ELEMENT

DESCRIPTION

Stainless steel electric heating element with relay-controlled switching and overheating protection.
- flush-mounting only

The electric heating element can serve as backup heating to maintain the desired room temperature when, for example:
- the water temperature is too low (e.g., when using a heat pump in cold weather)
- or hot water is temporarily not available

DIMENSIONS *(in mm)*

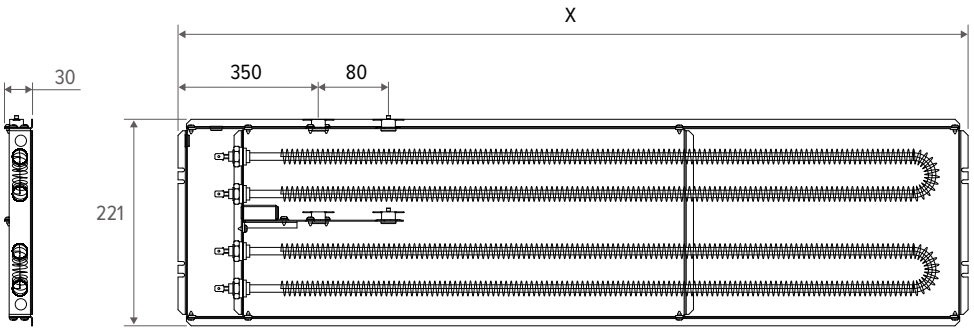

LENGTH	X
mm	*mm*
1250	1146
1550	1446
1900	1796

SPECIFICATIONS

LENGTH	*mm*	1250	1550	1900
Measured at minimum power:	*W*	1250	1250	1250
Minimum control voltage fan*	*V*	6	6	6
Power consumption	*A*	5.8	5.9	6.0
Cable cross-section	*mm²*	0.75	0.75	1.0

BRIZA 26 BUILT-IN ACCESSORIES

AIR OUTLET CORNER PIECE 90°

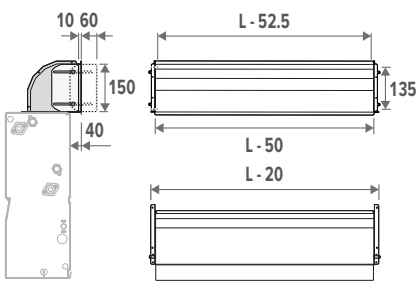

- made from galvanised steel plate
- with rubber strip for optimal connection
- with perforations for exhaust grille installation
- height control -1 to + 4 cm

CODE	L BRIZA 26
8788 0104	1250
8788 0105	1550
8788 0106	1900

AIR INLET CORNER PIECE 90°

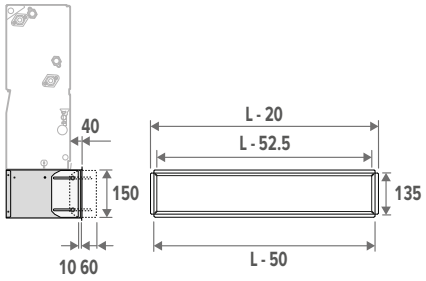

- made from galvanised steel plate
- with rubber strip for optimal connection
- with perforations for exhaust grille installation
- height control -1 to + 4 cm

CODE	L BRIZA 26
8787 0104	1250
8787 0105	1550
8787 0106	1900

BRIZA 26 BUILT-IN ACCESSORIES

ADJUSTABLE GRILLE FOR 90° CORNER PIECE

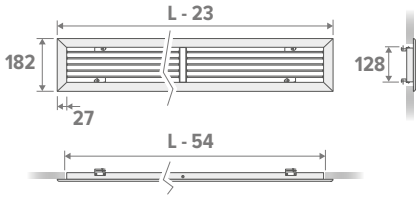

Air projection

Every slat can be adjusted separately.

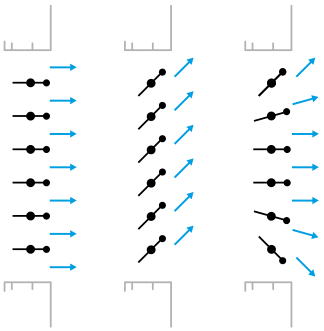

- anodised aluminium grille
- clamping springs for mounting to wall, ceiling or air diffuser

CODE	L BRIZA 26	Installation opening
8789 204	1250	1200 x 150
8789 205	1550	1500 x 150
8789 206	1900	1850 x 150

LINEAR SLOT GRILLE FOR 90° CORNER PIECE

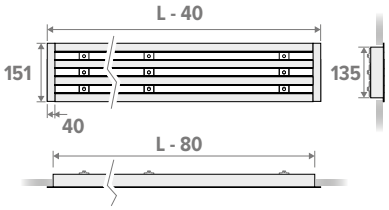

Air projection

The slats are adjustable in every row.

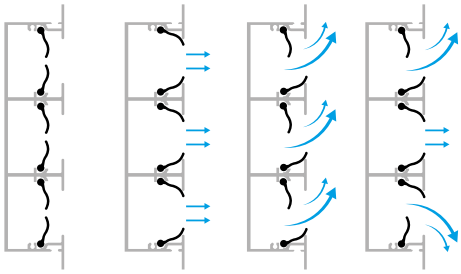

- anodised aluminium grille finished in colour RAL 9003
- metal bracket with regulating screws for mounting to wall, ceiling or air diffuser
- every air gap is individually adjustable and has 2 specially shaped air conduction blades (gap width 25 mm)
- an ideal exhaust pattern is achieved that can be configured 180°

CODE	L BRIZA 26	Installation opening
8789 228	1250	1175 x 135
8789 229	1550	1475 x 135
8789 230	1900	1825 x 135

BAR GRILLE FOR 90° CORNER PIECE

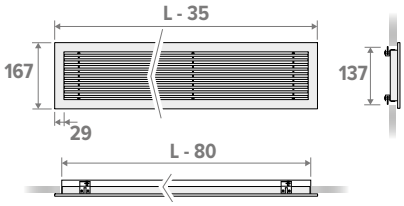

Air projection

Not adjustable.

- anodised aluminium grille finished in colour RAL 9003
- fixed bars
- clamping springs for mounting to wall, ceiling or air diffuser

CODE	L BRIZA 26	Installation opening
8789 218	1250	1185 x 137
8789 219	1550	1485 x 137
8789 220	1900	1835 x 137

BRIZA 26 BUILT-IN ACCESSORIES

AIR MIXING BOX WITH 0...10V MODULATING MOTOR

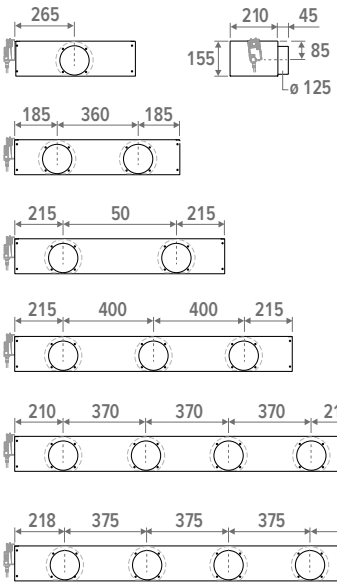

- 230 VAC motorised air in take unit, with modulating adjustable damper (damper position determined by modulating 0 ... 10V signal)
- dark grey painted steel plate - RAL 7024

CODE	L BRIZA 22	# connections
8763 0301	550	1
8763 0302	750	2
8763 0303	950	2
8763 0304	1250	3
8763 0305	1550	4
8763 0306	1900	5

EXTERNAL GRILLE

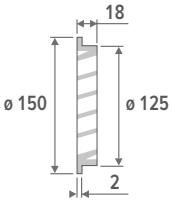

- natural coloured aluminum external grille ø 12.5 cm
- with fine structured metal anti-vermin grille
- protection against rain

CODE
8776 1750

OPERATION:

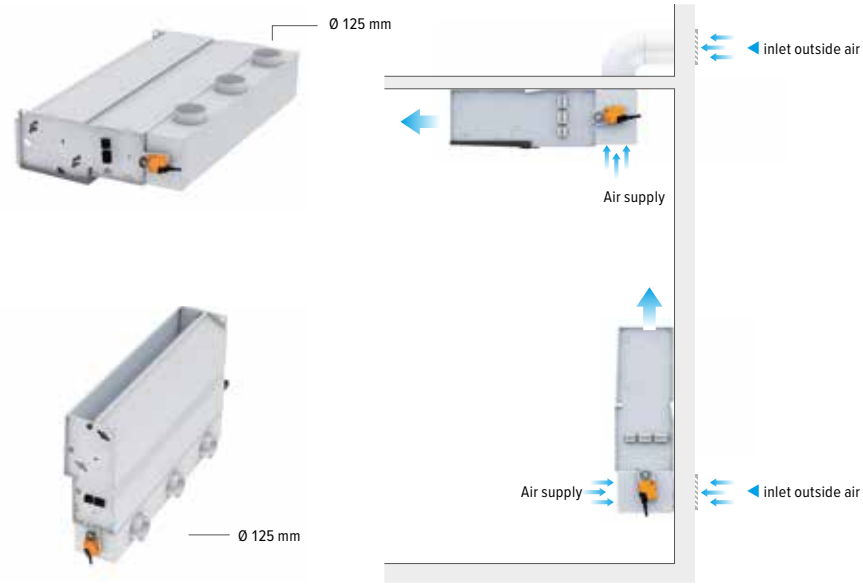

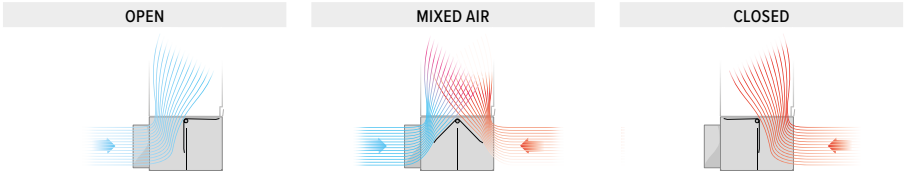

Technical data

- adjustable angle with mechanical stops
- high functional reliability; the drive is protected against overload, requires no electrical end switches and stops automatically when the mechanical stops are reached

Nominal voltage	AC 230
Nominal voltage Frequency	50/60 Hz
Nominal voltage range	AC 85...264 V
Power consumption during operation	2 W
Power consumption in standby mode	1 W
Power consumption for cable sizing	4 VA
Connection power supply	Cable 1 m, 2 x 0.75 mm^2
Control system connection	Cable 1 m, 4 x 0.75 mm^2
Maintenance	Maintenance-free
Control modulation	2...10 V
Position feedback	
Protection class IEC/EN	II reinforced insulation
Protection class UL	

CONNECTION DIAGRAM

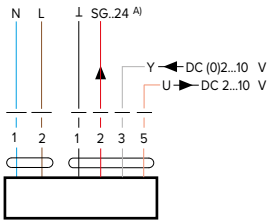

Wiring colours:

- 1 = Blue
- 2 = Brown
-
- 1 = Black
- 2 = Red
- 3 = White
- 5 = Orange



BRIZA 26 BUILT-IN ACCESSORIES

AIR INLET PLENUM 180°



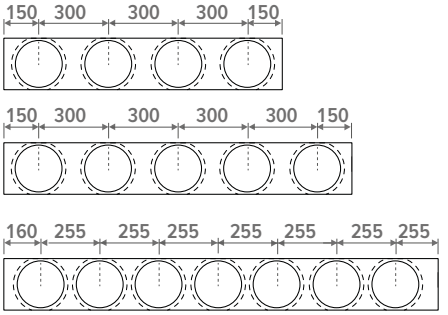

- connection Ø 20cm
- to fit on the air inlet side
- made from galvanised steel plate

CODE	L BRIZA 26	# connections
8764 0504	1250	4
8764 0505	1550	5
8764 0506	1900	7

AIR EXHAUST PLENUM 180°



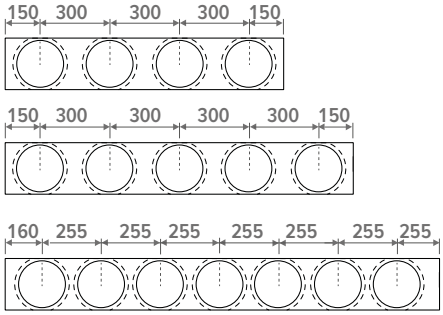

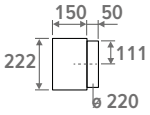

- connection Ø 20cm
- to fit on the air inlet side
- made from galvanised steel plate

CODE	L BRIZA 26	# connections
8764 0604	1250	4
8764 0605	1550	5
8764 0606	1900	7



BRIZA 26 PRODUCT DESCRIPTION

Fan convector for heating and cooling, suitable for both wall and ceiling recessed installation. 2-pipe and 4-pipe connection.

Heating: suitable for all water-based heating systems, such as boiler and heat pump installations.
Cooling: suitable for chilled water systems, such as heat pumps and cold water systems.
Ventilation: for connection to the mechanical ventilation.

Installation in a wall recess
- **BT version (standard version)**
  - air supply from the base
  - air supply from the top
- **FT version**
  - air supply from the front
  - air supply from the top
- **BF version**
  - air supply from the base
  - air outlet at the front
- **FF version**
  - air supply from the front
  - air outlet at the front

Built-in ceiling
- **BT version (standard version)**
  - air supply from the base
  - air supply from the top
- **FT version**
  - air supply from the front
  - air supply from the top

COMPONENTS

Back panel
The back panel consists of a reinforced galvanized steel sheet with self-extinguishing anti-condensation insulation on the front, side and back panels of the unit.
- **Installation in a wall recess**
  - condensate trap on the left side of the unit. (standard delivery)
    - a right-sided version is available depending on the heat exchanger connection
- **Built-in ceiling**
  - front panel serves as condensate tray with anti-condensation insulation and Ø 20 mm condensate drain

Large heat exchanger(2-pipe and 4-pipe)
The heat exchanger is assembled from seamless round circulation tubes made of pure red copper, fins of pure aluminium with a hydrophilic coating, and two brass collectors for left or right same end 3/4" connection. With 2 air vents.

Second heat exchanger, G1/2" F (4-pipe only)
The heat exchanger is assembled from seamless round circulation tubes made of pure red copper, fins of pure aluminium with a hydrophilic coating, and two brass collectors for left or right same end 1/2" connection. With 2 air vents.

Fan
Centrifugal fans with GreenTech EC technology: energy efficient, easy operation and low noise level.
- 50 - 60 Hz
- power consumption: 41 - 132 W / HP: 179 - 346 W

Controller
The fan convector can optionally be equipped with an integrated water temperature sensor on the heat exchanger, with or without a room temperature sensor. The controller is pre-set, factory-fitted on the unit, and acts as enablement protection for the fan.
Properties
- with water temperature sensor(s)
- optionally with room temperature sensor (per controller type)
- heating / cooling
- **Fan enablement protection**
  - heating: fan starts at water temperature > 28°C (setpoint adjustable)
  - cooling: fan starts at water temperature < 18°C (setpoint adjustable)

Operating principle of the fan convector
- **Fan speed is controlled by a 0-10 V signal**

Fan convectors are controlled via:
- a room thermostat (0-10 V) or
- a building management system (BMS / domotics) (0 - 10 V)

where the fan speed is determined by the 0-10 V control signal, with or without a controller. Depending on the fan convector type, select from the operating principles below.
- **Wall and ceiling integration**
  - **Principle 1: room thermostat or BMS control (0 - 10V) - without controller**
    - Individual unit control
    - 0-10 V input for building management system/thermostats
  - **Principle 2: room thermostat or BMS control (0-10 V) - with controller**
    - Individual unit control
    - 0-10 V input for building management system/thermostats
    - fan enablement protection

- **Controller regulates the fan speed**

Fan convectors are controlled via:
- a room thermostat or
- a building management system (BMS / domotics)

In combination with the controller, the fan speed is manually set. Depending on the fan convector type, select from the operating principles below.
- **Wall and ceiling integration**
  - **Principle 1: BMS 0-10 V control**
    - upon heating or cooling demand, the room thermostat or building management system activates only the thermo-electric valve
    - when the fan recognises cold (<18 °C) or hot (>28 °C) water, it will rotate proportionally of the 0-10 V signal
    - the controller manages fan enablement protection
    - the fan operates at the controller's preset speed
  - **Principle 2: On/off control**
    - upon heating or cooling demand, the room thermostat or building management system activates only the thermo-electric valve
    - the controller manages fan enablement protection
    - the fan operates at the controller's preset speed
  - **Principle 3: With external thermostat**
    - room thermostat sets the desired room temperature
    - using the internal water sensor, the fan is activated in cooling mode when the water temperature drops below 18°C, and in heating mode when it rises above 28°C
    - the controller manages fan enablement protection
    - the fan operates at the controller's preset speed

BRIZA 26 PRODUCT DESCRIPTION

OPTIONS

Room thermostats
- **Room thermostat JRT-200 W**
  - room thermostat with touch screen
  - mode: heating / cooling / auto (only 4-pipe)
  - 0-10 V output
- **Room thermostat 100 TW / 100 TB**
  - room thermostat with touch screen
  - mode: heating / cooling / auto (only 4-pipe)
  - 0-10 V output
  - version: white or black
- **Room thermostat RDG 260T / RDG 264KN (DC 24 V)**
  - mode: heating / cooling / auto
  - 0-10 V output

OPERATING LIMITS

- water supply temperature: min. 3 °C to max. 90 °C
- pressure test element: 26 bar
- service pressure: 20 bar
- supply voltage: 230 VAC ± 10%

If the unit is supplied with chilled water below the dew point, condensate forming on the heat exchanger is drained via the condensate drain connection. However, at very low water temperatures and high air humidity levels, condensation may also occur on components other than the heat exchanger. This condensate is not collected by the condensate drain and may drip from underneath the unit. To prevent this, observe the minimum permissible water temperature based on relative humidity and the ambient air temperature.

HOW TO INSTALL

The building services engineer chooses the heating elements considering the following conditions:
- a heat loss calculation and cooling load calculation performed to standard EN12831
  - additional national guidelines may apply, such as ISSO 51/53 in the Netherlands
- Output measured in accordance with EN 1397
- free space:
  - the minimum space requirement under the heating elements is 20 cm
  - the minimum distance for connections to the side of the unit is 15 cm

TERMS OF USE

Briza fan convectors are designed for indoor use, to deliver the required heating and cooling capacity during winter and summer. They are intended for indoor spaces with domestic or similar use. Any other application is strictly prohibited.
- Installation and/or use of the climate control unit is prohibited in explosive environments.
- The unit is not intended for installation or use in humid environments, such as swimming pools (IEC EN 60335-2-40).
- It is forbidden to put objects through the inlet and outlet grilles. Always use the main switch to isolate the unit from the mains before performing any maintenance work on the unit, even if it is just inspections purposes.

Installation that does not comply with the specified operational limits relieves Jaga NV from discharge liabilities with regard to damage to objects and persons.

Briza 26 (HP)
Manufacturer: Jaga N.V.
Versions:
- Wall and ceiling integration

Length (in cm): 125 / 155 / 190

jaga CLIMATE DESIGNERS

JAGA UK

In need of advice? Make an appointment at the Jaga Advice Centre.

Kriekels House, Lower Road Trading Estate,

Herefordshire, HR8 2DJ,

United Kingdom

+44 1531 631 533

jaga@jaga.co.uk
jaga.com/uk

BELGIUM JAGA NV

Verbindingslaan 16
3590 Diepenbeek

+32 (0) 11 29 41 11

info@jaga.be
jaga.com

06 / 2026 - JAGA N.V.